

**Kenai Peninsula Borough School District**  
**Search for Superintendent of Schools**  
**Community Feedback Survey**

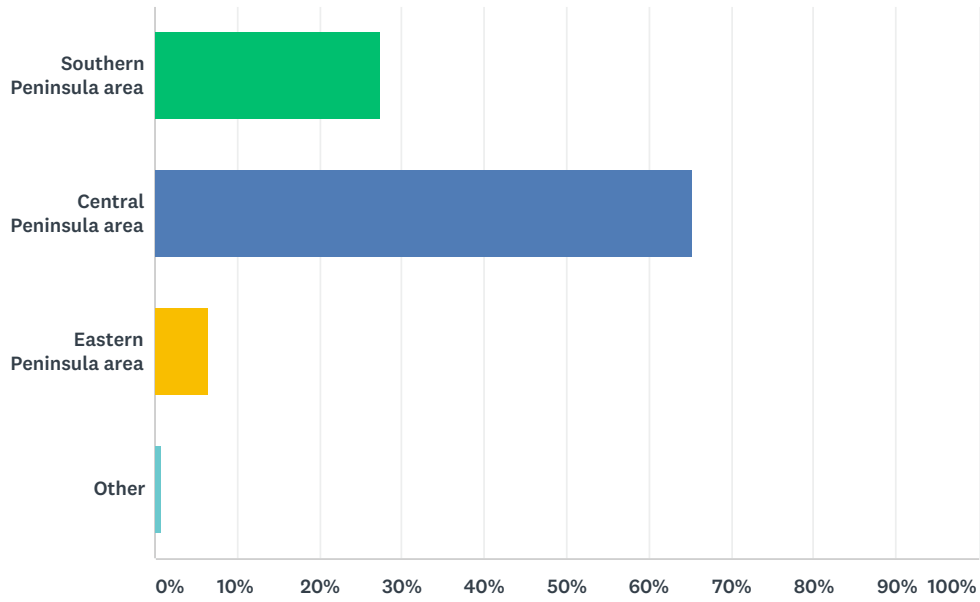
*Invitation:* The KPBSD Board of Education encourages public participation in its process to select a superintendent of schools. The school board invites input from everyone interested in schools, including parents, students, KPBSD staff, site councils, PTAs, volunteers, business and community organizations that partner with schools, community groups, and the public. The school board has sole responsibility for the selection of candidates, final interviews, and selection of the superintendent, but would like to consider the views and interests of the public to help guide those decisions.

**The survey for community input was open  
February 14 - March 4, 2019.**



## Q1 Where do you currently reside?

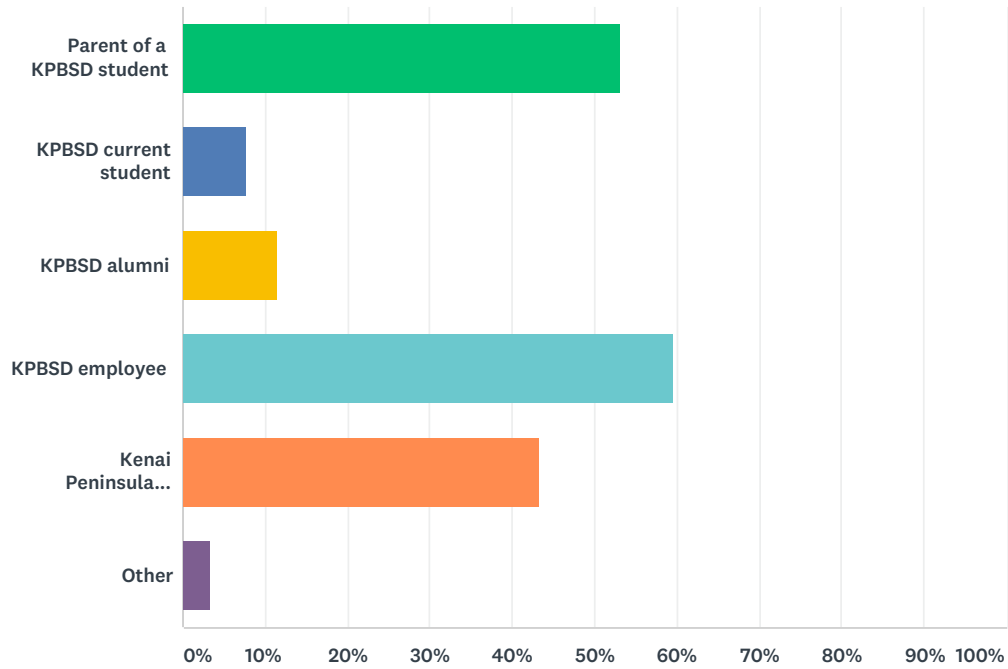
Answered: 245 Skipped: 0



ANSWER CHOICES	RESPONSES	
Southern Peninsula area	27.35%	67
Central Peninsula area	65.31%	160
Eastern Peninsula area	6.53%	16
Other	0.82%	2
<b>TOTAL</b>		<b>245</b>

## Q2 I am a... (check all that apply)

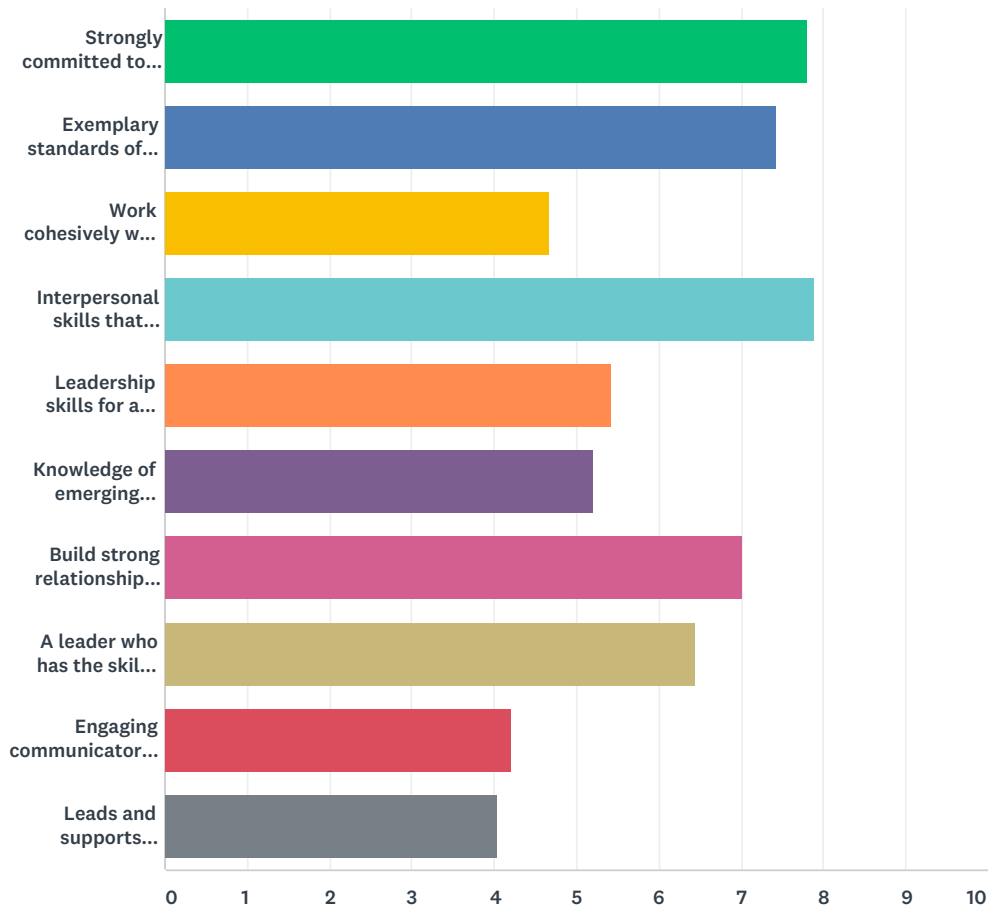
Answered: 245 Skipped: 0



ANSWER CHOICES	RESPONSES	
Parent of a KPBSD student	53.06%	130
KPBSD current student	7.76%	19
KPBSD alumni	11.43%	28
KPBSD employee	59.59%	146
Kenai Peninsula community member	43.27%	106
Other	3.27%	8
Total Respondents: 245		

Q3 Kindly rank your top five Superintendent of Schools attributes in order of highest importance to you (Your number 1 is most important to you)

Answered: 242 Skipped: 3



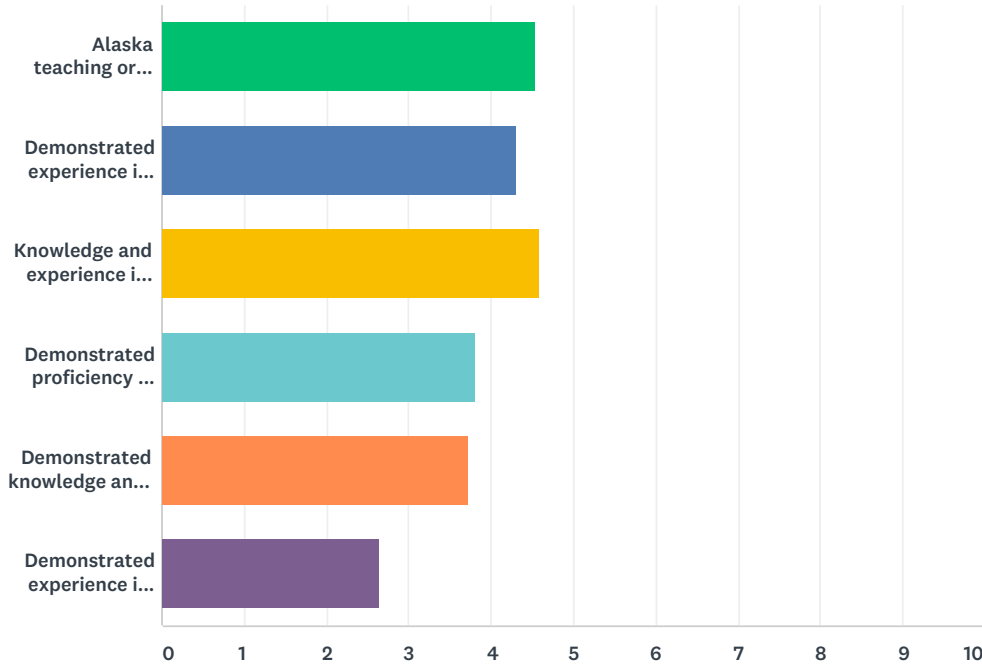
	1	2	3	4	5	6	7	8	9	10	TOTAL	SCORE
Strongly committed to a "student first" philosophy	39.18%	12.37%	9.79%	10.31%	8.25%	8.76%	3.09%	6.19%	1.03%	1.03%	194	7.8
Exemplary standards of integrity and personal performance, inspires trust, maintains high levels of optimism	20.66%	23.00%	15.49%	10.80%	11.74%	4.69%	2.35%	5.63%	2.82%	2.82%	213	7.4
Work cohesively with the KPBSD Board of Education	1.97%	2.63%	9.87%	11.84%	15.13%	10.53%	13.16%	10.53%	9.87%	14.47%	152	4.6

## Kenai Peninsula Borough School District

Interpersonal skills that lead to building positive, trusting relationships with staff, students and community	22.02% 48	19.27% 42	22.02% 48	18.81% 41	9.17% 20	2.75% 6	2.29% 5	2.29% 5	1.38% 3	0.00% 0	218	7.8
Leadership skills for a geographically and culturally diverse school district	2.94% 5	7.65% 13	8.82% 15	14.12% 24	20.59% 35	12.94% 22	10.00% 17	6.47% 11	10.59% 18	5.88% 10	170	5.4
Knowledge of emerging research and best practices in curriculum and effective instruction	3.49% 6	9.30% 16	8.14% 14	12.21% 21	11.63% 20	16.28% 28	12.79% 22	8.14% 14	6.40% 11	11.63% 20	172	5.2
Build strong relationships to enhance student achievement through collaboration with staff, parents, students, and community	11.54% 24	16.35% 34	17.79% 37	16.35% 34	15.38% 32	7.69% 16	9.13% 19	3.85% 8	0.96% 2	0.96% 2	208	7.0
A leader who has the skills and understanding of the importance of educational advocacy at the local, state and federal levels	10.95% 22	18.41% 37	12.94% 26	12.44% 25	13.93% 28	3.98% 8	3.98% 8	14.93% 30	5.97% 12	2.49% 5	201	6.4
Engaging communicator who succinctly conveys complex concepts. Excellent listener	2.48% 4	6.83% 11	8.70% 14	8.70% 14	5.59% 9	6.21% 10	7.45% 12	11.80% 19	31.68% 51	10.56% 17	161	4.2
Leads and supports efforts for effective community engagement	2.98% 5	3.57% 6	8.33% 14	8.33% 14	14.88% 25	1.79% 3	11.31% 19	7.14% 12	9.52% 16	32.14% 54	168	4.0

### Q4 Which three demonstrated skills do you think are most important in the KPBSD Superintendent of Schools?(Your number 1 is most important to you)

Answered: 241 Skipped: 4



	1	2	3	4	5	6	TOTAL	SCORE
Alaska teaching or administrative experience	44.69% 80	13.41% 24	17.32% 31	7.82% 14	7.82% 14	8.94% 16	179	4.53
Demonstrated experience in effective personnel management and contract negotiation	23.16% 44	26.84% 51	26.32% 50	10.00% 19	8.95% 17	4.74% 9	190	4.31
Knowledge and experience in sound fiscal practices and management of district resources	23.56% 49	36.54% 76	23.08% 48	10.58% 22	4.81% 10	1.44% 3	208	4.59
Demonstrated proficiency and capacity to guide curriculum and instructional improvements	12.87% 22	21.64% 37	25.15% 43	20.47% 35	12.87% 22	7.02% 12	171	3.80
Demonstrated knowledge and implementation of culturally responsive instruction, trauma-informed practices, and social-emotional learning frameworks	17.34% 30	16.76% 29	23.70% 41	13.29% 23	20.23% 35	8.67% 15	173	3.72
Demonstrated experience in developing and implementing personalized learning in a systemic way	9.27% 14	12.58% 19	12.58% 19	6.62% 10	15.89% 24	43.05% 65	151	2.64