



Office of Risk Management

144 N. Binkley Street, Soldotna, Alaska 99669 • (907) 714-2350 • (907) 714-2384 Fax



A Division of Human Resources

Charlie Pierce
Borough Mayor

2019 DRINKING WATER QUALITY REPORT KENAI PENINSULA BOROUGH/SCHOOL DISTRICT REGULATED SYSTEMS

The Kenai Peninsula Borough (KPB) is pleased to present this report to inform you about the KPB/School District's regulated drinking water systems. The systems are located at K-Beach Elementary, Nikiski Middle/High, Skyview Middle, Sterling Elementary, Tustumena Elementary and Kenai Peninsula Borough (KPB) Maintenance on Poppy Lane. Each facility receives drinking water from a groundwater well and the well's water chemistry determines the type of treatment required to meet the United States Environmental Protection Agency (EPA) and the Alaska Department of Environmental Conservation (DEC) drinking water standards.

As the following table shows, several contaminants are analyzed over different periods of time and two types of samples are collected. One is from the well or the entry point into the facility and the other is after treatment when the water is distributed through the facility.

The table gives the compliance history of the various samples collected from each well. The different parameters are monitored regularly to confirm that the water is good quality for the students, staff and the public. If a parameter limit is exceeded, a report is immediately provided by DEC to the facility to drink bottled water or let the water run before using it depending on what parameter exceeds a limit.

KPB maintenance utilizes three types of water treatment systems; two arsenic removal systems and one corrosion control. The main arsenic removal consists of a greensand filter to remove minerals and oxidize arsenic. An adsorption media then removes the oxidized arsenic from the water. The other type of arsenic removal is done with a replaceable cartridge filter. Corrosion control uses a pH upper to make the water less corrosive along with an inhibitor to minimize leaching of copper and lead into the drinking water.

The KPB water operators work very hard to maintain the drinking water systems. The results are clear that all of the systems have been in compliance for many years. Because KPB systems are regularly in compliance and have excellent electronic monitoring systems, we propose that site visits happen every two weeks instead of weekly.

If you have any questions about a particular system, the data, or the table, please contact the KPB Environmental Manager at 907-714-2355.

KPB/SD DRINKING WATER CONTAMINANTS FOR REGULATED SYSTEMS - 2019

FACILITY	DISTRIBUTION SAMPLES (sample frequency)			ENTRY POINT SAMPLES (sample frequency)				
	Total Coliform (quarterly)*	Lead <15 ppb / Copper <1300 ppb (5 samples every 3 years)*	TTHMs & HAA5s- Disinfection By Products of chlorinated systems (annually)*	Nitrate <10 ppm (annually)*	Arsenic <10 ppb (annually or once per 3 year period)*	Inorganics-metals (one per 9 year cycle)*	VOCs (one per 3 year cycle)*	SOCs - waiver
K-Beach Elementary	Not Detected May 2019. Not detected since 2013	Lead <0.17 - 14.2 Jul 2016 Copper 188-305 Jul 2016. Compliance since 2010	NR	1.75 Feb 2019. Compliance since 2013	0.893 Aug 2016. Compliance since 2013	<Limit Apr 2019. Compliance since 2001	<Limit Jul 2016. Compliance since 2012	W
Nikiski Middle/High	Not Detected May 2019. Not detected since 2013	Lead <0.17 - 1.32 Jul 2016 Copper 70.6 -218 Jul 2016. Compliance since 2011	<Limit Nov 2018. Compliance since 2011	<0.280 Feb 2019. Compliance since 2013	2.93 Jul 2019. Compliance since 2011	<Limit Apr 2019. Compliance since 2001	<Limit Jul 2016. Compliance since 2011	W
Skyview Middle	Not Detected May 2019. Not detected since 2011	Lead <0.17 - 4.10 Copper 29.9 – 229 Jul 2016. Compliance since 2004	NR	0.104 Feb 2019. Compliance since 2004	8.2 Jun 2015. Compliance since 2004	<Limit Apr 2019. Compliance since 2004	<Limit Jul 2016. Compliance since 2004	W
Sterling Elementary	Not Detected May 2019. Not detected since 2011	Lead 0.223 - 0.536 Jun 2017 Copper 11-24 Jun 2017. Compliance since 2004	<Limit Oct 2018. Compliance since 2011	<0.280 Feb 2019. Compliance since 2013	2.78 Jul 2019. Compliance since 2011	<Limit May 2013. Compliance since 2001	<Limit Sept 2016. Compliance since 2012	W
Tustumena Elementary	Not Detected May 2019. Not detected since 2014	Lead 0.282 - 2.07 Jul 2016 Copper 146-281 Jul 2016. Compliance since 2011	<Limit Oct 2018. Compliance since 2011	<0.280 Feb 2019. Compliance since 2012	0.861 Jul 2019. Compliance since 2011	<Limit Apr 2019. Compliance since 2001	<Limit Jul 2016. Compliance since 2012	W
KPB Maintenance-Poppy Lane	Not Detected May 2019. Not detected since 2011	Lead 2.55 - 7.58 Jul 2017 Copper 76.8-91.8 Jul 2017. Compliance since 2008	NR	1.04 Feb 2019. Compliance since 2004	5.0 Apr 2004. Compliance since 2004	<Limit Apr 2019. Compliance since 2004	<Limit Jul 2016. Compliance since 2004	W

*In compliance with the most current sample results

Not detected = in compliance

NR = Sample Not Required

W= Sampling Requirement Waived

VOC = Volatile Organic Compounds (i.e. BETX, chlorinated solvents)

SOC - Synthetic Organic Compounds (i.e. man-made organic chemicals: morphine, pesticides, etc.)



Office of Risk Management



144 N. Binkley Street, Soldotna, Alaska 99669 • (907) 714-2350 • (907) 714-2384 Fax

A Division of Human Resources

Charlie Pierce
Borough Mayor

2019 DRINKING WATER QUALITY REPORT KENAI PENINSULA BOROUGH/SCHOOL DISTRICT REGULATED SYSTEMS

The Kenai Peninsula Borough (KPB) is pleased to present this report to inform you about the KPB/School District's regulated drinking water systems. The systems are located at K-Beach Elementary, Nikiski Middle/High, Skyview Middle, Sterling Elementary, Tustumena Elementary and Kenai Peninsula Borough (KPB) Maintenance on Poppy Lane. Each facility receives drinking water from a groundwater well and the well's water chemistry determines the type of treatment required to meet the United States Environmental Protection Agency (EPA) and the Alaska Department of Environmental Conservation (DEC) drinking water standards.

As the following table shows, several contaminants are analyzed over different periods of time and two types of samples are collected. One is from the well or the entry point into the facility and the other is after treatment when the water is distributed through the facility.

The table gives the compliance history of the various samples collected from each well. The different parameters are monitored regularly to confirm that the water is good quality for the students, staff and the public. If a parameter limit is exceeded, a report is immediately provided by DEC to the facility to drink bottled water or let the water run before using it depending on what parameter exceeds a limit.

KPB maintenance utilizes three types of water treatment systems; two arsenic removal systems and one corrosion control. The main arsenic removal consists of a greensand filter to remove minerals and oxidize arsenic. An adsorption media then removes the oxidized arsenic from the water. The other type of arsenic removal is done with a replaceable cartridge filter. Corrosion control uses a pH upper to make the water less corrosive along with an inhibitor to minimize leaching of copper and lead into the drinking water.

The KPB water operators work very hard to maintain the drinking water systems. The results are clear that all of the systems have been in compliance for many years. Because KPB systems are regularly in compliance and have excellent electronic monitoring systems, we propose that site visits happen every two weeks instead of weekly.

If you have any questions about a particular system, the data, or the table, please contact the KPB Environmental Manager at 907-714-2355.

KPB/SD DRINKING WATER CONTAMINANTS FOR REGULATED SYSTEMS - 2019

FACILITY	DISTRIBUTION SAMPLES (sample frequency)			ENTRY POINT SAMPLES (sample frequency)				
	Total Coliform (quarterly)*	Lead <15 ppb / Copper <1300 ppb (5 samples every 3 years)*	TTHMs & HAA5s- Disinfection By Products of chlorinated systems (annually)*	Nitrate <10 ppm (annually)*	Arsenic <10 ppb (annually or once per 3 year period)*	Inorganics-metals (one per 9 year cycle)*	VOCs (one per 3 year cycle)*	SOCs - waiver
K-Beach Elementary	Not Detected May 2019. Not detected since 2013	Lead <0.17 - 14.2 Jul 2016 Copper 188-305 Jul 2016. Compliance since 2010	NR	1.75 Feb 2019. Compliance since 2013	0.893 Aug 2016. Compliance since 2013	<Limit Apr 2019. Compliance since 2001	<Limit Jul 2016. Compliance since 2012	W
Nikiski Middle/High	Not Detected May 2019. Not detected since 2013	Lead <0.17 - 1.32 Jul 2016 Copper 70.6 -218 Jul 2016. Compliance since 2011	<Limit Nov 2018. Compliance since 2011	<0.280 Feb 2019. Compliance since 2013	2.93 Jul 2019. Compliance since 2011	<Limit Apr 2019. Compliance since 2001	<Limit Jul 2016. Compliance since 2011	W
Skyview Middle	Not Detected May 2019. Not detected since 2011	Lead <0.17 - 4.10 Copper 29.9 – 229 Jul 2016. Compliance since 2004	NR	0.104 Feb 2019. Compliance since 2004	8.2 Jun 2015. Compliance since 2004	<Limit Apr 2019. Compliance since 2004	<Limit Jul 2016. Compliance since 2004	W
Sterling Elementary	Not Detected May 2019. Not detected since 2011	Lead 0.223 - 0.536 Jun 2017 Copper 11-24 Jun 2017. Compliance since 2004	<Limit Oct 2018. Compliance since 2011	<0.280 Feb 2019. Compliance since 2013	2.78 Jul 2019. Compliance since 2011	<Limit May 2013. Compliance since 2001	<Limit Sept 2016. Compliance since 2012	W
Tustumena Elementary	Not Detected May 2019. Not detected since 2014	Lead 0.282 - 2.07 Jul 2016 Copper 146-281 Jul 2016. Compliance since 2011	<Limit Oct 2018. Compliance since 2011	<0.280 Feb 2019. Compliance since 2012	0.861 Jul 2019. Compliance since 2011	<Limit Apr 2019. Compliance since 2001	<Limit Jul 2016. Compliance since 2012	W
KPB Maintenance-Poppy Lane	Not Detected May 2019. Not detected since 2011	Lead 2.55 - 7.58 Jul 2017 Copper 76.8-91.8 Jul 2017. Compliance since 2008	NR	1.04 Feb 2019. Compliance since 2004	5.0 Apr 2004. Compliance since 2004	<Limit Apr 2019. Compliance since 2004	<Limit Jul 2016. Compliance since 2004	W

*In compliance with the most current sample results

Not detected = in compliance

NR = Sample Not Required

W= Sampling Requirement Waived

VOC = Volatile Organic Compounds (i.e. BETX, chlorinated solvents)

SOC - Synthetic Organic Compounds (i.e. man-made organic chemicals: morphine, pesticides, etc.)



Office of Risk Management



144 N. Binkley Street, Soldotna, Alaska 99669 • (907) 714-2350 • (907) 714-2384 Fax

A Division of Human Resources

Charlie Pierce
Borough Mayor

2019 DRINKING WATER QUALITY REPORT KENAI PENINSULA BOROUGH/SCHOOL DISTRICT REGULATED SYSTEMS

The Kenai Peninsula Borough (KPB) is pleased to present this report to inform you about the KPB/School District's regulated drinking water systems. The systems are located at K-Beach Elementary, Nikiski Middle/High, Skyview Middle, Sterling Elementary, Tustumena Elementary and Kenai Peninsula Borough (KPB) Maintenance on Poppy Lane. Each facility receives drinking water from a groundwater well and the well's water chemistry determines the type of treatment required to meet the United States Environmental Protection Agency (EPA) and the Alaska Department of Environmental Conservation (DEC) drinking water standards.

As the following table shows, several contaminants are analyzed over different periods of time and two types of samples are collected. One is from the well or the entry point into the facility and the other is after treatment when the water is distributed through the facility.

The table gives the compliance history of the various samples collected from each well. The different parameters are monitored regularly to confirm that the water is good quality for the students, staff and the public. If a parameter limit is exceeded, a report is immediately provided by DEC to the facility to drink bottled water or let the water run before using it depending on what parameter exceeds a limit.

KPB maintenance utilizes three types of water treatment systems; two arsenic removal systems and one corrosion control. The main arsenic removal consists of a greensand filter to remove minerals and oxidize arsenic. An adsorption media then removes the oxidized arsenic from the water. The other type of arsenic removal is done with a replaceable cartridge filter. Corrosion control uses a pH upper to make the water less corrosive along with an inhibitor to minimize leaching of copper and lead into the drinking water.

The KPB water operators work very hard to maintain the drinking water systems. The results are clear that all of the systems have been in compliance for many years. Because KPB systems are regularly in compliance and have excellent electronic monitoring systems, we propose that site visits happen every two weeks instead of weekly.

If you have any questions about a particular system, the data, or the table, please contact the KPB Environmental Manager at 907-714-2355.

KPB/SD DRINKING WATER CONTAMINANTS FOR REGULATED SYSTEMS - 2019

FACILITY	DISTRIBUTION SAMPLES (sample frequency)			ENTRY POINT SAMPLES (sample frequency)				
	Total Coliform (quarterly)*	Lead <15 ppb / Copper <1300 ppb (5 samples every 3 years)*	TTHMs & HAA5s- Disinfection By Products of chlorinated systems (annually)*	Nitrate <10 ppm (annually)*	Arsenic <10 ppb (annually or once per 3 year period)*	Inorganics-metals (one per 9 year cycle)*	VOCs (one per 3 year cycle)*	SOCs - waiver
K-Beach Elementary	Not Detected May 2019. Not detected since 2013	Lead <0.17 - 14.2 Jul 2016 Copper 188-305 Jul 2016. Compliance since 2010	NR	1.75 Feb 2019. Compliance since 2013	0.893 Aug 2016. Compliance since 2013	<Limit Apr 2019. Compliance since 2001	<Limit Jul 2016. Compliance since 2012	W
Nikiski Middle/High	Not Detected May 2019. Not detected since 2013	Lead <0.17 - 1.32 Jul 2016 Copper 70.6 -218 Jul 2016. Compliance since 2011	<Limit Nov 2018. Compliance since 2011	<0.280 Feb 2019. Compliance since 2013	2.93 Jul 2019. Compliance since 2011	<Limit Apr 2019. Compliance since 2001	<Limit Jul 2016. Compliance since 2011	W
Skyview Middle	Not Detected May 2019. Not detected since 2011	Lead <0.17 - 4.10 Copper 29.9 – 229 Jul 2016. Compliance since 2004	NR	0.104 Feb 2019. Compliance since 2004	8.2 Jun 2015. Compliance since 2004	<Limit Apr 2019. Compliance since 2004	<Limit Jul 2016. Compliance since 2004	W
Sterling Elementary	Not Detected May 2019. Not detected since 2011	Lead 0.223 - 0.536 Jun 2017 Copper 11-24 Jun 2017. Compliance since 2004	<Limit Oct 2018. Compliance since 2011	<0.280 Feb 2019. Compliance since 2013	2.78 Jul 2019. Compliance since 2011	<Limit May 2013. Compliance since 2001	<Limit Sept 2016. Compliance since 2012	W
Tustumena Elementary	Not Detected May 2019. Not detected since 2014	Lead 0.282 - 2.07 Jul 2016 Copper 146-281 Jul 2016. Compliance since 2011	<Limit Oct 2018. Compliance since 2011	<0.280 Feb 2019. Compliance since 2012	0.861 Jul 2019. Compliance since 2011	<Limit Apr 2019. Compliance since 2001	<Limit Jul 2016. Compliance since 2012	W
KPB Maintenance-Poppy Lane	Not Detected May 2019. Not detected since 2011	Lead 2.55 - 7.58 Jul 2017 Copper 76.8-91.8 Jul 2017. Compliance since 2008	NR	1.04 Feb 2019. Compliance since 2004	5.0 Apr 2004. Compliance since 2004	<Limit Apr 2019. Compliance since 2004	<Limit Jul 2016. Compliance since 2004	W

*In compliance with the most current sample results

Not detected = in compliance

NR = Sample Not Required

W= Sampling Requirement Waived

VOC = Volatile Organic Compounds (i.e. BETX, chlorinated solvents)

SOC - Synthetic Organic Compounds (i.e. man-made organic chemicals: morphine, pesticides, etc.)



Office of Risk Management



144 N. Binkley Street, Soldotna, Alaska 99669 • (907) 714-2350 • (907) 714-2384 Fax

A Division of Human Resources

Charlie Pierce
Borough Mayor

2019 DRINKING WATER QUALITY REPORT KENAI PENINSULA BOROUGH/SCHOOL DISTRICT REGULATED SYSTEMS

The Kenai Peninsula Borough (KPB) is pleased to present this report to inform you about the KPB/School District's regulated drinking water systems. The systems are located at K-Beach Elementary, Nikiski Middle/High, Skyview Middle, Sterling Elementary, Tustumena Elementary and Kenai Peninsula Borough (KPB) Maintenance on Poppy Lane. Each facility receives drinking water from a groundwater well and the well's water chemistry determines the type of treatment required to meet the United States Environmental Protection Agency (EPA) and the Alaska Department of Environmental Conservation (DEC) drinking water standards.

As the following table shows, several contaminants are analyzed over different periods of time and two types of samples are collected. One is from the well or the entry point into the facility and the other is after treatment when the water is distributed through the facility.

The table gives the compliance history of the various samples collected from each well. The different parameters are monitored regularly to confirm that the water is good quality for the students, staff and the public. If a parameter limit is exceeded, a report is immediately provided by DEC to the facility to drink bottled water or let the water run before using it depending on what parameter exceeds a limit.

KPB maintenance utilizes three types of water treatment systems; two arsenic removal systems and one corrosion control. The main arsenic removal consists of a greensand filter to remove minerals and oxidize arsenic. An adsorption media then removes the oxidized arsenic from the water. The other type of arsenic removal is done with a replaceable cartridge filter. Corrosion control uses a pH upper to make the water less corrosive along with an inhibitor to minimize leaching of copper and lead into the drinking water.

The KPB water operators work very hard to maintain the drinking water systems. The results are clear that all of the systems have been in compliance for many years. Because KPB systems are regularly in compliance and have excellent electronic monitoring systems, we propose that site visits happen every two weeks instead of weekly.

If you have any questions about a particular system, the data, or the table, please contact the KPB Environmental Manager at 907-714-2355.

KPB/SD DRINKING WATER CONTAMINANTS FOR REGULATED SYSTEMS - 2019

FACILITY	DISTRIBUTION SAMPLES (sample frequency)			ENTRY POINT SAMPLES (sample frequency)				
	Total Coliform (quarterly)*	Lead <15 ppb / Copper <1300 ppb (5 samples every 3 years)*	TTHMs & HAA5s- Disinfection By Products of chlorinated systems (annually)*	Nitrate <10 ppm (annually)*	Arsenic <10 ppb (annually or once per 3 year period)*	Inorganics-metals (one per 9 year cycle)*	VOCs (one per 3 year cycle)*	SOCs - waiver
K-Beach Elementary	Not Detected May 2019. Not detected since 2013	Lead <0.17 - 14.2 Jul 2016 Copper 188-305 Jul 2016. Compliance since 2010	NR	1.75 Feb 2019. Compliance since 2013	0.893 Aug 2016. Compliance since 2013	<Limit Apr 2019. Compliance since 2001	<Limit Jul 2016. Compliance since 2012	W
Nikiski Middle/High	Not Detected May 2019. Not detected since 2013	Lead <0.17 - 1.32 Jul 2016 Copper 70.6 -218 Jul 2016. Compliance since 2011	<Limit Nov 2018. Compliance since 2011	<0.280 Feb 2019. Compliance since 2013	2.93 Jul 2019. Compliance since 2011	<Limit Apr 2019. Compliance since 2001	<Limit Jul 2016. Compliance since 2011	W
Skyview Middle	Not Detected May 2019. Not detected since 2011	Lead <0.17 - 4.10 Copper 29.9 – 229 Jul 2016. Compliance since 2004	NR	0.104 Feb 2019. Compliance since 2004	8.2 Jun 2015. Compliance since 2004	<Limit Apr 2019. Compliance since 2004	<Limit Jul 2016. Compliance since 2004	W
Sterling Elementary	Not Detected May 2019. Not detected since 2011	Lead 0.223 - 0.536 Jun 2017 Copper 11-24 Jun 2017. Compliance since 2004	<Limit Oct 2018. Compliance since 2011	<0.280 Feb 2019. Compliance since 2013	2.78 Jul 2019. Compliance since 2011	<Limit May 2013. Compliance since 2001	<Limit Sept 2016. Compliance since 2012	W
Tustumena Elementary	Not Detected May 2019. Not detected since 2014	Lead 0.282 - 2.07 Jul 2016 Copper 146-281 Jul 2016. Compliance since 2011	<Limit Oct 2018. Compliance since 2011	<0.280 Feb 2019. Compliance since 2012	0.861 Jul 2019. Compliance since 2011	<Limit Apr 2019. Compliance since 2001	<Limit Jul 2016. Compliance since 2012	W
KPB Maintenance-Poppy Lane	Not Detected May 2019. Not detected since 2011	Lead 2.55 - 7.58 Jul 2017 Copper 76.8-91.8 Jul 2017. Compliance since 2008	NR	1.04 Feb 2019. Compliance since 2004	5.0 Apr 2004. Compliance since 2004	<Limit Apr 2019. Compliance since 2004	<Limit Jul 2016. Compliance since 2004	W

*In compliance with the most current sample results

Not detected = in compliance

NR = Sample Not Required


W= Sampling Requirement Waived

VOC = Volatile Organic Compounds (i.e. BETX, chlorinated solvents)

SOC - Synthetic Organic Compounds (i.e. man-made organic chemicals: morphine, pesticides, etc.)



Office of Risk Management



144 N. Binkley Street, Soldotna, Alaska 99669 • (907) 714-2350 • (907) 714-2384 Fax

A Division of Human Resources

Charlie Pierce
Borough Mayor

2019 DRINKING WATER QUALITY REPORT KENAI PENINSULA BOROUGH/SCHOOL DISTRICT REGULATED SYSTEMS

The Kenai Peninsula Borough (KPB) is pleased to present this report to inform you about the KPB/School District's regulated drinking water systems. The systems are located at K-Beach Elementary, Nikiski Middle/High, Skyview Middle, Sterling Elementary, Tustumena Elementary and Kenai Peninsula Borough (KPB) Maintenance on Poppy Lane. Each facility receives drinking water from a groundwater well and the well's water chemistry determines the type of treatment required to meet the United States Environmental Protection Agency (EPA) and the Alaska Department of Environmental Conservation (DEC) drinking water standards.

As the following table shows, several contaminants are analyzed over different periods of time and two types of samples are collected. One is from the well or the entry point into the facility and the other is after treatment when the water is distributed through the facility.

The table gives the compliance history of the various samples collected from each well. The different parameters are monitored regularly to confirm that the water is good quality for the students, staff and the public. If a parameter limit is exceeded, a report is immediately provided by DEC to the facility to drink bottled water or let the water run before using it depending on what parameter exceeds a limit.

KPB maintenance utilizes three types of water treatment systems; two arsenic removal systems and one corrosion control. The main arsenic removal consists of a greensand filter to remove minerals and oxidize arsenic. An adsorption media then removes the oxidized arsenic from the water. The other type of arsenic removal is done with a replaceable cartridge filter. Corrosion control uses a pH upper to make the water less corrosive along with an inhibitor to minimize leaching of copper and lead into the drinking water.

The KPB water operators work very hard to maintain the drinking water systems. The results are clear that all of the systems have been in compliance for many years. Because KPB systems are regularly in compliance and have excellent electronic monitoring systems, we propose that site visits happen every two weeks instead of weekly.

If you have any questions about a particular system, the data, or the table, please contact the KPB Environmental Manager at 907-714-2355.

KPB/SD DRINKING WATER CONTAMINANTS FOR REGULATED SYSTEMS - 2019

FACILITY	DISTRIBUTION SAMPLES (sample frequency)			ENTRY POINT SAMPLES (sample frequency)				
	Total Coliform (quarterly)*	Lead <15 ppb / Copper <1300 ppb (5 samples every 3 years)*	TTHMs & HAA5s-Disinfection By Products of chlorinated systems (annually)*	Nitrate <10 ppm (annually)*	Arsenic <10 ppb (annually or once per 3 year period)*	Inorganics-metals (one per 9 year cycle)*	VOCs (one per 3 year cycle)*	SOCs - waiver
K-Beach Elementary	Not Detected May 2019. Not detected since 2013	Lead <0.17 - 14.2 Jul 2016 Copper 188-305 Jul 2016. Compliance since 2010	NR	1.75 Feb 2019. Compliance since 2013	0.893 Aug 2016. Compliance since 2013	<Limit Apr 2019. Compliance since 2001	<Limit Jul 2016. Compliance since 2012	W
Nikiski Middle/High	Not Detected May 2019. Not detected since 2013	Lead <0.17 - 1.32 Jul 2016 Copper 70.6 -218 Jul 2016. Compliance since 2011	<Limit Nov 2018. Compliance since 2011	<0.280 Feb 2019. Compliance since 2013	2.93 Jul 2019. Compliance since 2011	<Limit Apr 2019. Compliance since 2001	<Limit Jul 2016. Compliance since 2011	W
Skyview Middle	Not Detected May 2019. Not detected since 2011	Lead <0.17 - 4.10 Copper 29.9 – 229 Jul 2016. Compliance since 2004	NR	0.104 Feb 2019. Compliance since 2004	8.2 Jun 2015. Compliance since 2004	<Limit Apr 2019. Compliance since 2004	<Limit Jul 2016. Compliance since 2004	W
Sterling Elementary	Not Detected May 2019. Not detected since 2011	Lead 0.223 - 0.536 Jun 2017 Copper 11-24 Jun 2017. Compliance since 2004	<Limit Oct 2018. Compliance since 2011	<0.280 Feb 2019. Compliance since 2013	2.78 Jul 2019. Compliance since 2011	<Limit May 2013. Compliance since 2001	<Limit Sept 2016. Compliance since 2012	W
Tustumena Elementary	Not Detected May 2019. Not detected since 2014	Lead 0.282 - 2.07 Jul 2016 Copper 146-281 Jul 2016. Compliance since 2011	<Limit Oct 2018. Compliance since 2011	<0.280 Feb 2019. Compliance since 2012	0.861 Jul 2019. Compliance since 2011	<Limit Apr 2019. Compliance since 2001	<Limit Jul 2016. Compliance since 2012	W
KPB Maintenance-Poppy Lane	Not Detected May 2019. Not detected since 2011	Lead 2.55 - 7.58 Jul 2017 Copper 76.8-91.8 Jul 2017. Compliance since 2008	NR	1.04 Feb 2019. Compliance since 2004	5.0 Apr 2004. Compliance since 2004	<Limit Apr 2019. Compliance since 2004	<Limit Jul 2016. Compliance since 2004	W

*In compliance with the most current sample results

Not detected = in compliance

NR = Sample Not Required

W= Sampling Requirement Waived

VOC = Volatile Organic Compounds (i.e. BETX, chlorinated solvents)

SOC - Synthetic Organic Compounds (i.e. man-made organic chemicals: morphine, pesticides, etc.)



Office of Risk Management



144 N. Binkley Street, Soldotna, Alaska 99669 • (907) 714-2350 • (907) 714-2384 Fax

A Division of Human Resources

Charlie Pierce
Borough Mayor

2019 DRINKING WATER QUALITY REPORT KENAI PENINSULA BOROUGH/SCHOOL DISTRICT REGULATED SYSTEMS

The Kenai Peninsula Borough (KPB) is pleased to present this report to inform you about the KPB/School District's regulated drinking water systems. The systems are located at K-Beach Elementary, Nikiski Middle/High, Skyview Middle, Sterling Elementary, Tustumena Elementary and Kenai Peninsula Borough (KPB) Maintenance on Poppy Lane. Each facility receives drinking water from a groundwater well and the well's water chemistry determines the type of treatment required to meet the United States Environmental Protection Agency (EPA) and the Alaska Department of Environmental Conservation (DEC) drinking water standards.

As the following table shows, several contaminants are analyzed over different periods of time and two types of samples are collected. One is from the well or the entry point into the facility and the other is after treatment when the water is distributed through the facility.

The table gives the compliance history of the various samples collected from each well. The different parameters are monitored regularly to confirm that the water is good quality for the students, staff and the public. If a parameter limit is exceeded, a report is immediately provided by DEC to the facility to drink bottled water or let the water run before using it depending on what parameter exceeds a limit.

KPB maintenance utilizes three types of water treatment systems; two arsenic removal systems and one corrosion control. The main arsenic removal consists of a greensand filter to remove minerals and oxidize arsenic. An adsorption media then removes the oxidized arsenic from the water. The other type of arsenic removal is done with a replaceable cartridge filter. Corrosion control uses a pH upper to make the water less corrosive along with an inhibitor to minimize leaching of copper and lead into the drinking water.

The KPB water operators work very hard to maintain the drinking water systems. The results are clear that all of the systems have been in compliance for many years. Because KPB systems are regularly in compliance and have excellent electronic monitoring systems, we propose that site visits happen every two weeks instead of weekly.

If you have any questions about a particular system, the data, or the table, please contact the KPB Environmental Manager at 907-714-2355.

KPB/SD DRINKING WATER CONTAMINANTS FOR REGULATED SYSTEMS - 2019

FACILITY	DISTRIBUTION SAMPLES (sample frequency)			ENTRY POINT SAMPLES (sample frequency)				
	Total Coliform (quarterly)*	Lead <15 ppb / Copper <1300 ppb (5 samples every 3 years)*	TTHMs & HAA5s- Disinfection By Products of chlorinated systems (annually)*	Nitrate <10 ppm (annually)*	Arsenic <10 ppb (annually or once per 3 year period)*	Inorganics-metals (one per 9 year cycle)*	VOCs (one per 3 year cycle)*	SOCs - waiver
K-Beach Elementary	Not Detected May 2019. Not detected since 2013	Lead <0.17 - 14.2 Jul 2016 Copper 188-305 Jul 2016. Compliance since 2010	NR	1.75 Feb 2019. Compliance since 2013	0.893 Aug 2016. Compliance since 2013	<Limit Apr 2019. Compliance since 2001	<Limit Jul 2016. Compliance since 2012	W
Nikiski Middle/High	Not Detected May 2019. Not detected since 2013	Lead <0.17 - 1.32 Jul 2016 Copper 70.6 -218 Jul 2016. Compliance since 2011	<Limit Nov 2018. Compliance since 2011	<0.280 Feb 2019. Compliance since 2013	2.93 Jul 2019. Compliance since 2011	<Limit Apr 2019. Compliance since 2001	<Limit Jul 2016. Compliance since 2011	W
Skyview Middle	Not Detected May 2019. Not detected since 2011	Lead <0.17 - 4.10 Copper 29.9 – 229 Jul 2016. Compliance since 2004	NR	0.104 Feb 2019. Compliance since 2004	8.2 Jun 2015. Compliance since 2004	<Limit Apr 2019. Compliance since 2004	<Limit Jul 2016. Compliance since 2004	W
Sterling Elementary	Not Detected May 2019. Not detected since 2011	Lead 0.223 - 0.536 Jun 2017 Copper 11-24 Jun 2017. Compliance since 2004	<Limit Oct 2018. Compliance since 2011	<0.280 Feb 2019. Compliance since 2013	2.78 Jul 2019. Compliance since 2011	<Limit May 2013. Compliance since 2001	<Limit Sept 2016. Compliance since 2012	W
Tustumena Elementary	Not Detected May 2019. Not detected since 2014	Lead 0.282 - 2.07 Jul 2016 Copper 146-281 Jul 2016. Compliance since 2011	<Limit Oct 2018. Compliance since 2011	<0.280 Feb 2019. Compliance since 2012	0.861 Jul 2019. Compliance since 2011	<Limit Apr 2019. Compliance since 2001	<Limit Jul 2016. Compliance since 2012	W
KPB Maintenance-Poppy Lane	Not Detected May 2019. Not detected since 2011	Lead 2.55 - 7.58 Jul 2017 Copper 76.8-91.8 Jul 2017. Compliance since 2008	NR	1.04 Feb 2019. Compliance since 2004	5.0 Apr 2004. Compliance since 2004	<Limit Apr 2019. Compliance since 2004	<Limit Jul 2016. Compliance since 2004	W

*In compliance with the most current sample results

Not detected = in compliance

NR = Sample Not Required

W= Sampling Requirement Waived

VOC = Volatile Organic Compounds (i.e. BETX, chlorinated solvents)

SOC - Synthetic Organic Compounds (i.e. man-made organic chemicals: morphine, pesticides, etc.)



Office of Risk Management



144 N. Binkley Street, Soldotna, Alaska 99669 • (907) 714-2350 • (907) 714-2384 Fax

A Division of Human Resources

Charlie Pierce
Borough Mayor

2019 DRINKING WATER QUALITY REPORT KENAI PENINSULA BOROUGH/SCHOOL DISTRICT REGULATED SYSTEMS

The Kenai Peninsula Borough (KPB) is pleased to present this report to inform you about the KPB/School District's regulated drinking water systems. The systems are located at K-Beach Elementary, Nikiski Middle/High, Skyview Middle, Sterling Elementary, Tustumena Elementary and Kenai Peninsula Borough (KPB) Maintenance on Poppy Lane. Each facility receives drinking water from a groundwater well and the well's water chemistry determines the type of treatment required to meet the United States Environmental Protection Agency (EPA) and the Alaska Department of Environmental Conservation (DEC) drinking water standards.

As the following table shows, several contaminants are analyzed over different periods of time and two types of samples are collected. One is from the well or the entry point into the facility and the other is after treatment when the water is distributed through the facility.

The table gives the compliance history of the various samples collected from each well. The different parameters are monitored regularly to confirm that the water is good quality for the students, staff and the public. If a parameter limit is exceeded, a report is immediately provided by DEC to the facility to drink bottled water or let the water run before using it depending on what parameter exceeds a limit.

KPB maintenance utilizes three types of water treatment systems; two arsenic removal systems and one corrosion control. The main arsenic removal consists of a greensand filter to remove minerals and oxidize arsenic. An adsorption media then removes the oxidized arsenic from the water. The other type of arsenic removal is done with a replaceable cartridge filter. Corrosion control uses a pH upper to make the water less corrosive along with an inhibitor to minimize leaching of copper and lead into the drinking water.

The KPB water operators work very hard to maintain the drinking water systems. The results are clear that all of the systems have been in compliance for many years. Because KPB systems are regularly in compliance and have excellent electronic monitoring systems, we propose that site visits happen every two weeks instead of weekly.

If you have any questions about a particular system, the data, or the table, please contact the KPB Environmental Manager at 907-714-2355.

KPB/SD DRINKING WATER CONTAMINANTS FOR REGULATED SYSTEMS - 2019

FACILITY	DISTRIBUTION SAMPLES (sample frequency)			ENTRY POINT SAMPLES (sample frequency)				
	Total Coliform (quarterly)*	Lead <15 ppb / Copper <1300 ppb (5 samples every 3 years)*	TTHMs & HAA5s-Disinfection By Products of chlorinated systems (annually)*	Nitrate <10 ppm (annually)*	Arsenic <10 ppb (annually or once per 3 year period)*	Inorganics-metals (one per 9 year cycle)*	VOCs (one per 3 year cycle)*	SOCs - waiver
K-Beach Elementary	Not Detected May 2019. Not detected since 2013	Lead <0.17 - 14.2 Jul 2016 Copper 188-305 Jul 2016. Compliance since 2010	NR	1.75 Feb 2019. Compliance since 2013	0.893 Aug 2016. Compliance since 2013	<Limit Apr 2019. Compliance since 2001	<Limit Jul 2016. Compliance since 2012	W
Nikiski Middle/High	Not Detected May 2019. Not detected since 2013	Lead <0.17 - 1.32 Jul 2016 Copper 70.6 -218 Jul 2016. Compliance since 2011	<Limit Nov 2018. Compliance since 2011	<0.280 Feb 2019. Compliance since 2013	2.93 Jul 2019. Compliance since 2011	<Limit Apr 2019. Compliance since 2001	<Limit Jul 2016. Compliance since 2011	W
Skyview Middle	Not Detected May 2019. Not detected since 2011	Lead <0.17 - 4.10 Copper 29.9 – 229 Jul 2016. Compliance since 2004	NR	0.104 Feb 2019. Compliance since 2004	8.2 Jun 2015. Compliance since 2004	<Limit Apr 2019. Compliance since 2004	<Limit Jul 2016. Compliance since 2004	W
Sterling Elementary	Not Detected May 2019. Not detected since 2011	Lead 0.223 - 0.536 Jun 2017 Copper 11-24 Jun 2017. Compliance since 2004	<Limit Oct 2018. Compliance since 2011	<0.280 Feb 2019. Compliance since 2013	2.78 Jul 2019. Compliance since 2011	<Limit May 2013. Compliance since 2001	<Limit Sept 2016. Compliance since 2012	W
Tustumena Elementary	Not Detected May 2019. Not detected since 2014	Lead 0.282 - 2.07 Jul 2016 Copper 146-281 Jul 2016. Compliance since 2011	<Limit Oct 2018. Compliance since 2011	<0.280 Feb 2019. Compliance since 2012	0.861 Jul 2019. Compliance since 2011	<Limit Apr 2019. Compliance since 2001	<Limit Jul 2016. Compliance since 2012	W
KPB Maintenance-Poppy Lane	Not Detected May 2019. Not detected since 2011	Lead 2.55 - 7.58 Jul 2017 Copper 76.8-91.8 Jul 2017. Compliance since 2008	NR	1.04 Feb 2019. Compliance since 2004	5.0 Apr 2004. Compliance since 2004	<Limit Apr 2019. Compliance since 2004	<Limit Jul 2016. Compliance since 2004	W

*In compliance with the most current sample results

Not detected = in compliance

NR = Sample Not Required

W= Sampling Requirement Waived

VOC = Volatile Organic Compounds (i.e. BETX, chlorinated solvents)

SOC - Synthetic Organic Compounds (i.e. man-made organic chemicals: morphine, pesticides, etc.)



Office of Risk Management

144 N. Binkley Street, Soldotna, Alaska 99669 • (907) 714-2350 • (907) 714-2384 Fax



A Division of Human Resources

Charlie Pierce
Borough Mayor

2019 DRINKING WATER QUALITY REPORT KENAI PENINSULA BOROUGH/SCHOOL DISTRICT REGULATED SYSTEMS

The Kenai Peninsula Borough (KPB) is pleased to present this report to inform you about the KPB/School District's regulated drinking water systems. The systems are located at K-Beach Elementary, Nikiski Middle/High, Skyview Middle, Sterling Elementary, Tustumena Elementary and Kenai Peninsula Borough (KPB) Maintenance on Poppy Lane. Each facility receives drinking water from a groundwater well and the well's water chemistry determines the type of treatment required to meet the United States Environmental Protection Agency (EPA) and the Alaska Department of Environmental Conservation (DEC) drinking water standards.

As the following table shows, several contaminants are analyzed over different periods of time and two types of samples are collected. One is from the well or the entry point into the facility and the other is after treatment when the water is distributed through the facility.

The table gives the compliance history of the various samples collected from each well. The different parameters are monitored regularly to confirm that the water is good quality for the students, staff and the public. If a parameter limit is exceeded, a report is immediately provided by DEC to the facility to drink bottled water or let the water run before using it depending on what parameter exceeds a limit.

KPB maintenance utilizes three types of water treatment systems; two arsenic removal systems and one corrosion control. The main arsenic removal consists of a greensand filter to remove minerals and oxidize arsenic. An adsorption media then removes the oxidized arsenic from the water. The other type of arsenic removal is done with a replaceable cartridge filter. Corrosion control uses a pH upper to make the water less corrosive along with an inhibitor to minimize leaching of copper and lead into the drinking water.

The KPB water operators work very hard to maintain the drinking water systems. The results are clear that all of the systems have been in compliance for many years. Because KPB systems are regularly in compliance and have excellent electronic monitoring systems, we propose that site visits happen every two weeks instead of weekly.

If you have any questions about a particular system, the data, or the table, please contact the KPB Environmental Manager at 907-714-2355.

KPB/SD DRINKING WATER CONTAMINANTS FOR REGULATED SYSTEMS - 2019

FACILITY	DISTRIBUTION SAMPLES (sample frequency)			ENTRY POINT SAMPLES (sample frequency)				
	Total Coliform (quarterly)*	Lead <15 ppb / Copper <1300 ppb (5 samples every 3 years)*	TTHMs & HAA5s-Disinfection By Products of chlorinated systems (annually)*	Nitrate <10 ppm (annually)*	Arsenic <10 ppb (annually or once per 3 year period)*	Inorganics-metals (one per 9 year cycle)*	VOCs (one per 3 year cycle)*	SOCs - waiver
K-Beach Elementary	Not Detected May 2019. Not detected since 2013	Lead <0.17 - 14.2 Jul 2016 Copper 188-305 Jul 2016. Compliance since 2010	NR	1.75 Feb 2019. Compliance since 2013	0.893 Aug 2016. Compliance since 2013	<Limit Apr 2019. Compliance since 2001	<Limit Jul 2016. Compliance since 2012	W
Nikiski Middle/High	Not Detected May 2019. Not detected since 2013	Lead <0.17 - 1.32 Jul 2016 Copper 70.6 -218 Jul 2016. Compliance since 2011	<Limit Nov 2018. Compliance since 2011	<0.280 Feb 2019. Compliance since 2013	2.93 Jul 2019. Compliance since 2011	<Limit Apr 2019. Compliance since 2001	<Limit Jul 2016. Compliance since 2011	W
Skyview Middle	Not Detected May 2019. Not detected since 2011	Lead <0.17 - 4.10 Copper 29.9 – 229 Jul 2016. Compliance since 2004	NR	0.104 Feb 2019. Compliance since 2004	8.2 Jun 2015. Compliance since 2004	<Limit Apr 2019. Compliance since 2004	<Limit Jul 2016. Compliance since 2004	W
Sterling Elementary	Not Detected May 2019. Not detected since 2011	Lead 0.223 - 0.536 Jun 2017 Copper 11-24 Jun 2017. Compliance since 2004	<Limit Oct 2018. Compliance since 2011	<0.280 Feb 2019. Compliance since 2013	2.78 Jul 2019. Compliance since 2011	<Limit May 2013. Compliance since 2001	<Limit Sept 2016. Compliance since 2012	W
Tustumena Elementary	Not Detected May 2019. Not detected since 2014	Lead 0.282 - 2.07 Jul 2016 Copper 146-281 Jul 2016. Compliance since 2011	<Limit Oct 2018. Compliance since 2011	<0.280 Feb 2019. Compliance since 2012	0.861 Jul 2019. Compliance since 2011	<Limit Apr 2019. Compliance since 2001	<Limit Jul 2016. Compliance since 2012	W
KPB Maintenance-Poppy Lane	Not Detected May 2019. Not detected since 2011	Lead 2.55 - 7.58 Jul 2017 Copper 76.8-91.8 Jul 2017. Compliance since 2008	NR	1.04 Feb 2019. Compliance since 2004	5.0 Apr 2004. Compliance since 2004	<Limit Apr 2019. Compliance since 2004	<Limit Jul 2016. Compliance since 2004	W

*In compliance with the most current sample results

Not detected = in compliance

NR = Sample Not Required

W= Sampling Requirement Waived

VOC = Volatile Organic Compounds (i.e. BETX, chlorinated solvents)

SOC - Synthetic Organic Compounds (i.e. man-made organic chemicals: morphine, pesticides, etc.)



Office of Risk Management



144 N. Binkley Street, Soldotna, Alaska 99669 • (907) 714-2350 • (907) 714-2384 Fax

A Division of Human Resources

Charlie Pierce
Borough Mayor

2019 DRINKING WATER QUALITY REPORT KENAI PENINSULA BOROUGH/SCHOOL DISTRICT REGULATED SYSTEMS

The Kenai Peninsula Borough (KPB) is pleased to present this report to inform you about the KPB/School District's regulated drinking water systems. The systems are located at K-Beach Elementary, Nikiski Middle/High, Skyview Middle, Sterling Elementary, Tustumena Elementary and Kenai Peninsula Borough (KPB) Maintenance on Poppy Lane. Each facility receives drinking water from a groundwater well and the well's water chemistry determines the type of treatment required to meet the United States Environmental Protection Agency (EPA) and the Alaska Department of Environmental Conservation (DEC) drinking water standards.

As the following table shows, several contaminants are analyzed over different periods of time and two types of samples are collected. One is from the well or the entry point into the facility and the other is after treatment when the water is distributed through the facility.

The table gives the compliance history of the various samples collected from each well. The different parameters are monitored regularly to confirm that the water is good quality for the students, staff and the public. If a parameter limit is exceeded, a report is immediately provided by DEC to the facility to drink bottled water or let the water run before using it depending on what parameter exceeds a limit.

KPB maintenance utilizes three types of water treatment systems; two arsenic removal systems and one corrosion control. The main arsenic removal consists of a greensand filter to remove minerals and oxidize arsenic. An adsorption media then removes the oxidized arsenic from the water. The other type of arsenic removal is done with a replaceable cartridge filter. Corrosion control uses a pH upper to make the water less corrosive along with an inhibitor to minimize leaching of copper and lead into the drinking water.

The KPB water operators work very hard to maintain the drinking water systems. The results are clear that all of the systems have been in compliance for many years. Because KPB systems are regularly in compliance and have excellent electronic monitoring systems, we propose that site visits happen every two weeks instead of weekly.

If you have any questions about a particular system, the data, or the table, please contact the KPB Environmental Manager at 907-714-2355.

KPB/SD DRINKING WATER CONTAMINANTS FOR REGULATED SYSTEMS - 2019

FACILITY	DISTRIBUTION SAMPLES (sample frequency)			ENTRY POINT SAMPLES (sample frequency)				
	Total Coliform (quarterly)*	Lead <15 ppb / Copper <1300 ppb (5 samples every 3 years)*	TTHMs & HAA5s-Disinfection By Products of chlorinated systems (annually)*	Nitrate <10 ppm (annually)*	Arsenic <10 ppb (annually or once per 3 year period)*	Inorganics-metals (one per 9 year cycle)*	VOCs (one per 3 year cycle)*	SOCs - waiver
K-Beach Elementary	Not Detected May 2019. Not detected since 2013	Lead <0.17 - 14.2 Jul 2016 Copper 188-305 Jul 2016. Compliance since 2010	NR	1.75 Feb 2019. Compliance since 2013	0.893 Aug 2016. Compliance since 2013	<Limit Apr 2019. Compliance since 2001	<Limit Jul 2016. Compliance since 2012	W
Nikiski Middle/High	Not Detected May 2019. Not detected since 2013	Lead <0.17 - 1.32 Jul 2016 Copper 70.6 -218 Jul 2016. Compliance since 2011	<Limit Nov 2018. Compliance since 2011	<0.280 Feb 2019. Compliance since 2013	2.93 Jul 2019. Compliance since 2011	<Limit Apr 2019. Compliance since 2001	<Limit Jul 2016. Compliance since 2011	W
Skyview Middle	Not Detected May 2019. Not detected since 2011	Lead <0.17 - 4.10 Copper 29.9 – 229 Jul 2016. Compliance since 2004	NR	0.104 Feb 2019. Compliance since 2004	8.2 Jun 2015. Compliance since 2004	<Limit Apr 2019. Compliance since 2004	<Limit Jul 2016. Compliance since 2004	W
Sterling Elementary	Not Detected May 2019. Not detected since 2011	Lead 0.223 - 0.536 Jun 2017 Copper 11-24 Jun 2017. Compliance since 2004	<Limit Oct 2018. Compliance since 2011	<0.280 Feb 2019. Compliance since 2013	2.78 Jul 2019. Compliance since 2011	<Limit May 2013. Compliance since 2001	<Limit Sept 2016. Compliance since 2012	W
Tustumena Elementary	Not Detected May 2019. Not detected since 2014	Lead 0.282 - 2.07 Jul 2016 Copper 146-281 Jul 2016. Compliance since 2011	<Limit Oct 2018. Compliance since 2011	<0.280 Feb 2019. Compliance since 2012	0.861 Jul 2019. Compliance since 2011	<Limit Apr 2019. Compliance since 2001	<Limit Jul 2016. Compliance since 2012	W
KPB Maintenance-Poppy Lane	Not Detected May 2019. Not detected since 2011	Lead 2.55 - 7.58 Jul 2017 Copper 76.8-91.8 Jul 2017. Compliance since 2008	NR	1.04 Feb 2019. Compliance since 2004	5.0 Apr 2004. Compliance since 2004	<Limit Apr 2019. Compliance since 2004	<Limit Jul 2016. Compliance since 2004	W

*In compliance with the most current sample results

Not detected = in compliance

NR = Sample Not Required

W= Sampling Requirement Waived

VOC = Volatile Organic Compounds (i.e. BETX, chlorinated solvents)

SOC - Synthetic Organic Compounds (i.e. man-made organic chemicals: morphine, pesticides, etc.)



Office of Risk Management



144 N. Binkley Street, Soldotna, Alaska 99669 • (907) 714-2350 • (907) 714-2384 Fax

A Division of Human Resources

Charlie Pierce
Borough Mayor

2019 DRINKING WATER QUALITY REPORT KENAI PENINSULA BOROUGH/SCHOOL DISTRICT REGULATED SYSTEMS

The Kenai Peninsula Borough (KPB) is pleased to present this report to inform you about the KPB/School District's regulated drinking water systems. The systems are located at K-Beach Elementary, Nikiski Middle/High, Skyview Middle, Sterling Elementary, Tustumena Elementary and Kenai Peninsula Borough (KPB) Maintenance on Poppy Lane. Each facility receives drinking water from a groundwater well and the well's water chemistry determines the type of treatment required to meet the United States Environmental Protection Agency (EPA) and the Alaska Department of Environmental Conservation (DEC) drinking water standards.

As the following table shows, several contaminants are analyzed over different periods of time and two types of samples are collected. One is from the well or the entry point into the facility and the other is after treatment when the water is distributed through the facility.

The table gives the compliance history of the various samples collected from each well. The different parameters are monitored regularly to confirm that the water is good quality for the students, staff and the public. If a parameter limit is exceeded, a report is immediately provided by DEC to the facility to drink bottled water or let the water run before using it depending on what parameter exceeds a limit.

KPB maintenance utilizes three types of water treatment systems; two arsenic removal systems and one corrosion control. The main arsenic removal consists of a greensand filter to remove minerals and oxidize arsenic. An adsorption media then removes the oxidized arsenic from the water. The other type of arsenic removal is done with a replaceable cartridge filter. Corrosion control uses a pH upper to make the water less corrosive along with an inhibitor to minimize leaching of copper and lead into the drinking water.

The KPB water operators work very hard to maintain the drinking water systems. The results are clear that all of the systems have been in compliance for many years. Because KPB systems are regularly in compliance and have excellent electronic monitoring systems, we propose that site visits happen every two weeks instead of weekly.

If you have any questions about a particular system, the data, or the table, please contact the KPB Environmental Manager at 907-714-2355.

KPB/SD DRINKING WATER CONTAMINANTS FOR REGULATED SYSTEMS - 2019

FACILITY	DISTRIBUTION SAMPLES (sample frequency)			ENTRY POINT SAMPLES (sample frequency)				
	Total Coliform (quarterly)*	Lead <15 ppb / Copper <1300 ppb (5 samples every 3 years)*	TTHMs & HAA5s- Disinfection By Products of chlorinated systems (annually)*	Nitrate <10 ppm (annually)*	Arsenic <10 ppb (annually or once per 3 year period)*	Inorganics-metals (one per 9 year cycle)*	VOCs (one per 3 year cycle)*	SOCs - waiver
K-Beach Elementary	Not Detected May 2019. Not detected since 2013	Lead <0.17 - 14.2 Jul 2016 Copper 188-305 Jul 2016. Compliance since 2010	NR	1.75 Feb 2019. Compliance since 2013	0.893 Aug 2016. Compliance since 2013	<Limit Apr 2019. Compliance since 2001	<Limit Jul 2016. Compliance since 2012	W
Nikiski Middle/High	Not Detected May 2019. Not detected since 2013	Lead <0.17 - 1.32 Jul 2016 Copper 70.6 -218 Jul 2016. Compliance since 2011	<Limit Nov 2018. Compliance since 2011	<0.280 Feb 2019. Compliance since 2013	2.93 Jul 2019. Compliance since 2011	<Limit Apr 2019. Compliance since 2001	<Limit Jul 2016. Compliance since 2011	W
Skyview Middle	Not Detected May 2019. Not detected since 2011	Lead <0.17 - 4.10 Copper 29.9 – 229 Jul 2016. Compliance since 2004	NR	0.104 Feb 2019. Compliance since 2004	8.2 Jun 2015. Compliance since 2004	<Limit Apr 2019. Compliance since 2004	<Limit Jul 2016. Compliance since 2004	W
Sterling Elementary	Not Detected May 2019. Not detected since 2011	Lead 0.223 - 0.536 Jun 2017 Copper 11-24 Jun 2017. Compliance since 2004	<Limit Oct 2018. Compliance since 2011	<0.280 Feb 2019. Compliance since 2013	2.78 Jul 2019. Compliance since 2011	<Limit May 2013. Compliance since 2001	<Limit Sept 2016. Compliance since 2012	W
Tustumena Elementary	Not Detected May 2019. Not detected since 2014	Lead 0.282 - 2.07 Jul 2016 Copper 146-281 Jul 2016. Compliance since 2011	<Limit Oct 2018. Compliance since 2011	<0.280 Feb 2019. Compliance since 2012	0.861 Jul 2019. Compliance since 2011	<Limit Apr 2019. Compliance since 2001	<Limit Jul 2016. Compliance since 2012	W
KPB Maintenance-Poppy Lane	Not Detected May 2019. Not detected since 2011	Lead 2.55 - 7.58 Jul 2017 Copper 76.8-91.8 Jul 2017. Compliance since 2008	NR	1.04 Feb 2019. Compliance since 2004	5.0 Apr 2004. Compliance since 2004	<Limit Apr 2019. Compliance since 2004	<Limit Jul 2016. Compliance since 2004	W

*In compliance with the most current sample results

Not detected = in compliance

NR = Sample Not Required

W= Sampling Requirement Waived

VOC = Volatile Organic Compounds (i.e. BETX, chlorinated solvents)

SOC - Synthetic Organic Compounds (i.e. man-made organic chemicals: morphine, pesticides, etc.)



Office of Risk Management

144 N. Binkley Street, Soldotna, Alaska 99669 • (907) 714-2350 • (907) 714-2384 Fax



A Division of Human Resources

Charlie Pierce
Borough Mayor

2019 DRINKING WATER QUALITY REPORT KENAI PENINSULA BOROUGH/SCHOOL DISTRICT REGULATED SYSTEMS

The Kenai Peninsula Borough (KPB) is pleased to present this report to inform you about the KPB/School District's regulated drinking water systems. The systems are located at K-Beach Elementary, Nikiski Middle/High, Skyview Middle, Sterling Elementary, Tustumena Elementary and Kenai Peninsula Borough (KPB) Maintenance on Poppy Lane. Each facility receives drinking water from a groundwater well and the well's water chemistry determines the type of treatment required to meet the United States Environmental Protection Agency (EPA) and the Alaska Department of Environmental Conservation (DEC) drinking water standards.

As the following table shows, several contaminants are analyzed over different periods of time and two types of samples are collected. One is from the well or the entry point into the facility and the other is after treatment when the water is distributed through the facility.

The table gives the compliance history of the various samples collected from each well. The different parameters are monitored regularly to confirm that the water is good quality for the students, staff and the public. If a parameter limit is exceeded, a report is immediately provided by DEC to the facility to drink bottled water or let the water run before using it depending on what parameter exceeds a limit.

KPB maintenance utilizes three types of water treatment systems; two arsenic removal systems and one corrosion control. The main arsenic removal consists of a greensand filter to remove minerals and oxidize arsenic. An adsorption media then removes the oxidized arsenic from the water. The other type of arsenic removal is done with a replaceable cartridge filter. Corrosion control uses a pH upper to make the water less corrosive along with an inhibitor to minimize leaching of copper and lead into the drinking water.

The KPB water operators work very hard to maintain the drinking water systems. The results are clear that all of the systems have been in compliance for many years. Because KPB systems are regularly in compliance and have excellent electronic monitoring systems, we propose that site visits happen every two weeks instead of weekly.

If you have any questions about a particular system, the data, or the table, please contact the KPB Environmental Manager at 907-714-2355.

KPB/SD DRINKING WATER CONTAMINANTS FOR REGULATED SYSTEMS - 2019

FACILITY	DISTRIBUTION SAMPLES (sample frequency)			ENTRY POINT SAMPLES (sample frequency)				
	Total Coliform (quarterly)*	Lead <15 ppb / Copper <1300 ppb (5 samples every 3 years)*	TTHMs & HAA5s-Disinfection By Products of chlorinated systems (annually)*	Nitrate <10 ppm (annually)*	Arsenic <10 ppb (annually or once per 3 year period)*	Inorganics-metals (one per 9 year cycle)*	VOCs (one per 3 year cycle)*	SOCs - waiver
K-Beach Elementary	Not Detected May 2019. Not detected since 2013	Lead <0.17 - 14.2 Jul 2016 Copper 188-305 Jul 2016. Compliance since 2010	NR	1.75 Feb 2019. Compliance since 2013	0.893 Aug 2016. Compliance since 2013	<Limit Apr 2019. Compliance since 2001	<Limit Jul 2016. Compliance since 2012	W
Nikiski Middle/High	Not Detected May 2019. Not detected since 2013	Lead <0.17 - 1.32 Jul 2016 Copper 70.6 -218 Jul 2016. Compliance since 2011	<Limit Nov 2018. Compliance since 2011	<0.280 Feb 2019. Compliance since 2013	2.93 Jul 2019. Compliance since 2011	<Limit Apr 2019. Compliance since 2001	<Limit Jul 2016. Compliance since 2011	W
Skyview Middle	Not Detected May 2019. Not detected since 2011	Lead <0.17 - 4.10 Copper 29.9 – 229 Jul 2016. Compliance since 2004	NR	0.104 Feb 2019. Compliance since 2004	8.2 Jun 2015. Compliance since 2004	<Limit Apr 2019. Compliance since 2004	<Limit Jul 2016. Compliance since 2004	W
Sterling Elementary	Not Detected May 2019. Not detected since 2011	Lead 0.223 - 0.536 Jun 2017 Copper 11-24 Jun 2017. Compliance since 2004	<Limit Oct 2018. Compliance since 2011	<0.280 Feb 2019. Compliance since 2013	2.78 Jul 2019. Compliance since 2011	<Limit May 2013. Compliance since 2001	<Limit Sept 2016. Compliance since 2012	W
Tustumena Elementary	Not Detected May 2019. Not detected since 2014	Lead 0.282 - 2.07 Jul 2016 Copper 146-281 Jul 2016. Compliance since 2011	<Limit Oct 2018. Compliance since 2011	<0.280 Feb 2019. Compliance since 2012	0.861 Jul 2019. Compliance since 2011	<Limit Apr 2019. Compliance since 2001	<Limit Jul 2016. Compliance since 2012	W
KPB Maintenance-Poppy Lane	Not Detected May 2019. Not detected since 2011	Lead 2.55 - 7.58 Jul 2017 Copper 76.8-91.8 Jul 2017. Compliance since 2008	NR	1.04 Feb 2019. Compliance since 2004	5.0 Apr 2004. Compliance since 2004	<Limit Apr 2019. Compliance since 2004	<Limit Jul 2016. Compliance since 2004	W

*In compliance with the most current sample results

Not detected = in compliance

NR = Sample Not Required


W= Sampling Requirement Waived

VOC = Volatile Organic Compounds (i.e. BETX, chlorinated solvents)

SOC - Synthetic Organic Compounds (i.e. man-made organic chemicals: morphine, pesticides, etc.)



Office of Risk Management



144 N. Binkley Street, Soldotna, Alaska 99669 • (907) 714-2350 • (907) 714-2384 Fax

A Division of Human Resources

Charlie Pierce
Borough Mayor

2019 DRINKING WATER QUALITY REPORT KENAI PENINSULA BOROUGH/SCHOOL DISTRICT REGULATED SYSTEMS

The Kenai Peninsula Borough (KPB) is pleased to present this report to inform you about the KPB/School District's regulated drinking water systems. The systems are located at K-Beach Elementary, Nikiski Middle/High, Skyview Middle, Sterling Elementary, Tustumena Elementary and Kenai Peninsula Borough (KPB) Maintenance on Poppy Lane. Each facility receives drinking water from a groundwater well and the well's water chemistry determines the type of treatment required to meet the United States Environmental Protection Agency (EPA) and the Alaska Department of Environmental Conservation (DEC) drinking water standards.

As the following table shows, several contaminants are analyzed over different periods of time and two types of samples are collected. One is from the well or the entry point into the facility and the other is after treatment when the water is distributed through the facility.

The table gives the compliance history of the various samples collected from each well. The different parameters are monitored regularly to confirm that the water is good quality for the students, staff and the public. If a parameter limit is exceeded, a report is immediately provided by DEC to the facility to drink bottled water or let the water run before using it depending on what parameter exceeds a limit.

KPB maintenance utilizes three types of water treatment systems; two arsenic removal systems and one corrosion control. The main arsenic removal consists of a greensand filter to remove minerals and oxidize arsenic. An adsorption media then removes the oxidized arsenic from the water. The other type of arsenic removal is done with a replaceable cartridge filter. Corrosion control uses a pH upper to make the water less corrosive along with an inhibitor to minimize leaching of copper and lead into the drinking water.

The KPB water operators work very hard to maintain the drinking water systems. The results are clear that all of the systems have been in compliance for many years. Because KPB systems are regularly in compliance and have excellent electronic monitoring systems, we propose that site visits happen every two weeks instead of weekly.

If you have any questions about a particular system, the data, or the table, please contact the KPB Environmental Manager at 907-714-2355.

KPB/SD DRINKING WATER CONTAMINANTS FOR REGULATED SYSTEMS - 2019

FACILITY	DISTRIBUTION SAMPLES (sample frequency)			ENTRY POINT SAMPLES (sample frequency)				
	Total Coliform (quarterly)*	Lead <15 ppb / Copper <1300 ppb (5 samples every 3 years)*	TTHMs & HAA5s- Disinfection By Products of chlorinated systems (annually)*	Nitrate <10 ppm (annually)*	Arsenic <10 ppb (annually or once per 3 year period)*	Inorganics-metals (one per 9 year cycle)*	VOCs (one per 3 year cycle)*	SOCs - waiver
K-Beach Elementary	Not Detected May 2019. Not detected since 2013	Lead <0.17 - 14.2 Jul 2016 Copper 188-305 Jul 2016. Compliance since 2010	NR	1.75 Feb 2019. Compliance since 2013	0.893 Aug 2016. Compliance since 2013	<Limit Apr 2019. Compliance since 2001	<Limit Jul 2016. Compliance since 2012	W
Nikiski Middle/High	Not Detected May 2019. Not detected since 2013	Lead <0.17 - 1.32 Jul 2016 Copper 70.6 -218 Jul 2016. Compliance since 2011	<Limit Nov 2018. Compliance since 2011	<0.280 Feb 2019. Compliance since 2013	2.93 Jul 2019. Compliance since 2011	<Limit Apr 2019. Compliance since 2001	<Limit Jul 2016. Compliance since 2011	W
Skyview Middle	Not Detected May 2019. Not detected since 2011	Lead <0.17 - 4.10 Copper 29.9 – 229 Jul 2016. Compliance since 2004	NR	0.104 Feb 2019. Compliance since 2004	8.2 Jun 2015. Compliance since 2004	<Limit Apr 2019. Compliance since 2004	<Limit Jul 2016. Compliance since 2004	W
Sterling Elementary	Not Detected May 2019. Not detected since 2011	Lead 0.223 - 0.536 Jun 2017 Copper 11-24 Jun 2017. Compliance since 2004	<Limit Oct 2018. Compliance since 2011	<0.280 Feb 2019. Compliance since 2013	2.78 Jul 2019. Compliance since 2011	<Limit May 2013. Compliance since 2001	<Limit Sept 2016. Compliance since 2012	W
Tustumena Elementary	Not Detected May 2019. Not detected since 2014	Lead 0.282 - 2.07 Jul 2016 Copper 146-281 Jul 2016. Compliance since 2011	<Limit Oct 2018. Compliance since 2011	<0.280 Feb 2019. Compliance since 2012	0.861 Jul 2019. Compliance since 2011	<Limit Apr 2019. Compliance since 2001	<Limit Jul 2016. Compliance since 2012	W
KPB Maintenance-Poppy Lane	Not Detected May 2019. Not detected since 2011	Lead 2.55 - 7.58 Jul 2017 Copper 76.8-91.8 Jul 2017. Compliance since 2008	NR	1.04 Feb 2019. Compliance since 2004	5.0 Apr 2004. Compliance since 2004	<Limit Apr 2019. Compliance since 2004	<Limit Jul 2016. Compliance since 2004	W

*In compliance with the most current sample results

Not detected = in compliance

NR = Sample Not Required


W= Sampling Requirement Waived

VOC = Volatile Organic Compounds (i.e. BETX, chlorinated solvents)

SOC - Synthetic Organic Compounds (i.e. man-made organic chemicals: morphine, pesticides, etc.)



Office of Risk Management



144 N. Binkley Street, Soldotna, Alaska 99669 • (907) 714-2350 • (907) 714-2384 Fax

A Division of Human Resources

Charlie Pierce
Borough Mayor

2019 DRINKING WATER QUALITY REPORT KENAI PENINSULA BOROUGH/SCHOOL DISTRICT REGULATED SYSTEMS

The Kenai Peninsula Borough (KPB) is pleased to present this report to inform you about the KPB/School District's regulated drinking water systems. The systems are located at K-Beach Elementary, Nikiski Middle/High, Skyview Middle, Sterling Elementary, Tustumena Elementary and Kenai Peninsula Borough (KPB) Maintenance on Poppy Lane. Each facility receives drinking water from a groundwater well and the well's water chemistry determines the type of treatment required to meet the United States Environmental Protection Agency (EPA) and the Alaska Department of Environmental Conservation (DEC) drinking water standards.

As the following table shows, several contaminants are analyzed over different periods of time and two types of samples are collected. One is from the well or the entry point into the facility and the other is after treatment when the water is distributed through the facility.

The table gives the compliance history of the various samples collected from each well. The different parameters are monitored regularly to confirm that the water is good quality for the students, staff and the public. If a parameter limit is exceeded, a report is immediately provided by DEC to the facility to drink bottled water or let the water run before using it depending on what parameter exceeds a limit.

KPB maintenance utilizes three types of water treatment systems; two arsenic removal systems and one corrosion control. The main arsenic removal consists of a greensand filter to remove minerals and oxidize arsenic. An adsorption media then removes the oxidized arsenic from the water. The other type of arsenic removal is done with a replaceable cartridge filter. Corrosion control uses a pH upper to make the water less corrosive along with an inhibitor to minimize leaching of copper and lead into the drinking water.

The KPB water operators work very hard to maintain the drinking water systems. The results are clear that all of the systems have been in compliance for many years. Because KPB systems are regularly in compliance and have excellent electronic monitoring systems, we propose that site visits happen every two weeks instead of weekly.

If you have any questions about a particular system, the data, or the table, please contact the KPB Environmental Manager at 907-714-2355.

KPB/SD DRINKING WATER CONTAMINANTS FOR REGULATED SYSTEMS - 2019

FACILITY	DISTRIBUTION SAMPLES (sample frequency)			ENTRY POINT SAMPLES (sample frequency)				
	Total Coliform (quarterly)*	Lead <15 ppb / Copper <1300 ppb (5 samples every 3 years)*	TTHMs & HAA5s-Disinfection By Products of chlorinated systems (annually)*	Nitrate <10 ppm (annually)*	Arsenic <10 ppb (annually or once per 3 year period)*	Inorganics-metals (one per 9 year cycle)*	VOCs (one per 3 year cycle)*	SOCs - waiver
K-Beach Elementary	Not Detected May 2019. Not detected since 2013	Lead <0.17 - 14.2 Jul 2016 Copper 188-305 Jul 2016. Compliance since 2010	NR	1.75 Feb 2019. Compliance since 2013	0.893 Aug 2016. Compliance since 2013	<Limit Apr 2019. Compliance since 2001	<Limit Jul 2016. Compliance since 2012	W
Nikiski Middle/High	Not Detected May 2019. Not detected since 2013	Lead <0.17 - 1.32 Jul 2016 Copper 70.6 -218 Jul 2016. Compliance since 2011	<Limit Nov 2018. Compliance since 2011	<0.280 Feb 2019. Compliance since 2013	2.93 Jul 2019. Compliance since 2011	<Limit Apr 2019. Compliance since 2001	<Limit Jul 2016. Compliance since 2011	W
Skyview Middle	Not Detected May 2019. Not detected since 2011	Lead <0.17 - 4.10 Copper 29.9 – 229 Jul 2016. Compliance since 2004	NR	0.104 Feb 2019. Compliance since 2004	8.2 Jun 2015. Compliance since 2004	<Limit Apr 2019. Compliance since 2004	<Limit Jul 2016. Compliance since 2004	W
Sterling Elementary	Not Detected May 2019. Not detected since 2011	Lead 0.223 - 0.536 Jun 2017 Copper 11-24 Jun 2017. Compliance since 2004	<Limit Oct 2018. Compliance since 2011	<0.280 Feb 2019. Compliance since 2013	2.78 Jul 2019. Compliance since 2011	<Limit May 2013. Compliance since 2001	<Limit Sept 2016. Compliance since 2012	W
Tustumena Elementary	Not Detected May 2019. Not detected since 2014	Lead 0.282 - 2.07 Jul 2016 Copper 146-281 Jul 2016. Compliance since 2011	<Limit Oct 2018. Compliance since 2011	<0.280 Feb 2019. Compliance since 2012	0.861 Jul 2019. Compliance since 2011	<Limit Apr 2019. Compliance since 2001	<Limit Jul 2016. Compliance since 2012	W
KPB Maintenance-Poppy Lane	Not Detected May 2019. Not detected since 2011	Lead 2.55 - 7.58 Jul 2017 Copper 76.8-91.8 Jul 2017. Compliance since 2008	NR	1.04 Feb 2019. Compliance since 2004	5.0 Apr 2004. Compliance since 2004	<Limit Apr 2019. Compliance since 2004	<Limit Jul 2016. Compliance since 2004	W

*In compliance with the most current sample results

Not detected = in compliance

NR = Sample Not Required

W= Sampling Requirement Waived

VOC = Volatile Organic Compounds (i.e. BETX, chlorinated solvents)

SOC - Synthetic Organic Compounds (i.e. man-made organic chemicals: morphine, pesticides, etc.)



Office of Risk Management



144 N. Binkley Street, Soldotna, Alaska 99669 • (907) 714-2350 • (907) 714-2384 Fax

A Division of Human Resources

Charlie Pierce
Borough Mayor

2019 DRINKING WATER QUALITY REPORT KENAI PENINSULA BOROUGH/SCHOOL DISTRICT REGULATED SYSTEMS

The Kenai Peninsula Borough (KPB) is pleased to present this report to inform you about the KPB/School District's regulated drinking water systems. The systems are located at K-Beach Elementary, Nikiski Middle/High, Skyview Middle, Sterling Elementary, Tustumena Elementary and Kenai Peninsula Borough (KPB) Maintenance on Poppy Lane. Each facility receives drinking water from a groundwater well and the well's water chemistry determines the type of treatment required to meet the United States Environmental Protection Agency (EPA) and the Alaska Department of Environmental Conservation (DEC) drinking water standards.

As the following table shows, several contaminants are analyzed over different periods of time and two types of samples are collected. One is from the well or the entry point into the facility and the other is after treatment when the water is distributed through the facility.

The table gives the compliance history of the various samples collected from each well. The different parameters are monitored regularly to confirm that the water is good quality for the students, staff and the public. If a parameter limit is exceeded, a report is immediately provided by DEC to the facility to drink bottled water or let the water run before using it depending on what parameter exceeds a limit.

KPB maintenance utilizes three types of water treatment systems; two arsenic removal systems and one corrosion control. The main arsenic removal consists of a greensand filter to remove minerals and oxidize arsenic. An adsorption media then removes the oxidized arsenic from the water. The other type of arsenic removal is done with a replaceable cartridge filter. Corrosion control uses a pH upper to make the water less corrosive along with an inhibitor to minimize leaching of copper and lead into the drinking water.

The KPB water operators work very hard to maintain the drinking water systems. The results are clear that all of the systems have been in compliance for many years. Because KPB systems are regularly in compliance and have excellent electronic monitoring systems, we propose that site visits happen every two weeks instead of weekly.

If you have any questions about a particular system, the data, or the table, please contact the KPB Environmental Manager at 907-714-2355.

KPB/SD DRINKING WATER CONTAMINANTS FOR REGULATED SYSTEMS - 2019

FACILITY	DISTRIBUTION SAMPLES (sample frequency)			ENTRY POINT SAMPLES (sample frequency)				
	Total Coliform (quarterly)*	Lead <15 ppb / Copper <1300 ppb (5 samples every 3 years)*	TTHMs & HAA5s-Disinfection By Products of chlorinated systems (annually)*	Nitrate <10 ppm (annually)*	Arsenic <10 ppb (annually or once per 3 year period)*	Inorganics-metals (one per 9 year cycle)*	VOCs (one per 3 year cycle)*	SOCs - waiver
K-Beach Elementary	Not Detected May 2019. Not detected since 2013	Lead <0.17 - 14.2 Jul 2016 Copper 188-305 Jul 2016. Compliance since 2010	NR	1.75 Feb 2019. Compliance since 2013	0.893 Aug 2016. Compliance since 2013	<Limit Apr 2019. Compliance since 2001	<Limit Jul 2016. Compliance since 2012	W
Nikiski Middle/High	Not Detected May 2019. Not detected since 2013	Lead <0.17 - 1.32 Jul 2016 Copper 70.6 -218 Jul 2016. Compliance since 2011	<Limit Nov 2018. Compliance since 2011	<0.280 Feb 2019. Compliance since 2013	2.93 Jul 2019. Compliance since 2011	<Limit Apr 2019. Compliance since 2001	<Limit Jul 2016. Compliance since 2011	W
Skyview Middle	Not Detected May 2019. Not detected since 2011	Lead <0.17 - 4.10 Copper 29.9 – 229 Jul 2016. Compliance since 2004	NR	0.104 Feb 2019. Compliance since 2004	8.2 Jun 2015. Compliance since 2004	<Limit Apr 2019. Compliance since 2004	<Limit Jul 2016. Compliance since 2004	W
Sterling Elementary	Not Detected May 2019. Not detected since 2011	Lead 0.223 - 0.536 Jun 2017 Copper 11-24 Jun 2017. Compliance since 2004	<Limit Oct 2018. Compliance since 2011	<0.280 Feb 2019. Compliance since 2013	2.78 Jul 2019. Compliance since 2011	<Limit May 2013. Compliance since 2001	<Limit Sept 2016. Compliance since 2012	W
Tustumena Elementary	Not Detected May 2019. Not detected since 2014	Lead 0.282 - 2.07 Jul 2016 Copper 146-281 Jul 2016. Compliance since 2011	<Limit Oct 2018. Compliance since 2011	<0.280 Feb 2019. Compliance since 2012	0.861 Jul 2019. Compliance since 2011	<Limit Apr 2019. Compliance since 2001	<Limit Jul 2016. Compliance since 2012	W
KPB Maintenance-Poppy Lane	Not Detected May 2019. Not detected since 2011	Lead 2.55 - 7.58 Jul 2017 Copper 76.8-91.8 Jul 2017. Compliance since 2008	NR	1.04 Feb 2019. Compliance since 2004	5.0 Apr 2004. Compliance since 2004	<Limit Apr 2019. Compliance since 2004	<Limit Jul 2016. Compliance since 2004	W

*In compliance with the most current sample results

Not detected = in compliance

NR = Sample Not Required

W= Sampling Requirement Waived

VOC = Volatile Organic Compounds (i.e. BETX, chlorinated solvents)

SOC - Synthetic Organic Compounds (i.e. man-made organic chemicals: morphine, pesticides, etc.)



Office of Risk Management



144 N. Binkley Street, Soldotna, Alaska 99669 • (907) 714-2350 • (907) 714-2384 Fax

A Division of Human Resources

Charlie Pierce
Borough Mayor

2019 DRINKING WATER QUALITY REPORT KENAI PENINSULA BOROUGH/SCHOOL DISTRICT REGULATED SYSTEMS

The Kenai Peninsula Borough (KPB) is pleased to present this report to inform you about the KPB/School District's regulated drinking water systems. The systems are located at K-Beach Elementary, Nikiski Middle/High, Skyview Middle, Sterling Elementary, Tustumena Elementary and Kenai Peninsula Borough (KPB) Maintenance on Poppy Lane. Each facility receives drinking water from a groundwater well and the well's water chemistry determines the type of treatment required to meet the United States Environmental Protection Agency (EPA) and the Alaska Department of Environmental Conservation (DEC) drinking water standards.

As the following table shows, several contaminants are analyzed over different periods of time and two types of samples are collected. One is from the well or the entry point into the facility and the other is after treatment when the water is distributed through the facility.

The table gives the compliance history of the various samples collected from each well. The different parameters are monitored regularly to confirm that the water is good quality for the students, staff and the public. If a parameter limit is exceeded, a report is immediately provided by DEC to the facility to drink bottled water or let the water run before using it depending on what parameter exceeds a limit.

KPB maintenance utilizes three types of water treatment systems; two arsenic removal systems and one corrosion control. The main arsenic removal consists of a greensand filter to remove minerals and oxidize arsenic. An adsorption media then removes the oxidized arsenic from the water. The other type of arsenic removal is done with a replaceable cartridge filter. Corrosion control uses a pH upper to make the water less corrosive along with an inhibitor to minimize leaching of copper and lead into the drinking water.

The KPB water operators work very hard to maintain the drinking water systems. The results are clear that all of the systems have been in compliance for many years. Because KPB systems are regularly in compliance and have excellent electronic monitoring systems, we propose that site visits happen every two weeks instead of weekly.

If you have any questions about a particular system, the data, or the table, please contact the KPB Environmental Manager at 907-714-2355.

KPB/SD DRINKING WATER CONTAMINANTS FOR REGULATED SYSTEMS - 2019

FACILITY	DISTRIBUTION SAMPLES (sample frequency)			ENTRY POINT SAMPLES (sample frequency)				
	Total Coliform (quarterly)*	Lead <15 ppb / Copper <1300 ppb (5 samples every 3 years)*	TTHMs & HAA5s-Disinfection By Products of chlorinated systems (annually)*	Nitrate <10 ppm (annually)*	Arsenic <10 ppb (annually or once per 3 year period)*	Inorganics-metals (one per 9 year cycle)*	VOCs (one per 3 year cycle)*	SOCs - waiver
K-Beach Elementary	Not Detected May 2019. Not detected since 2013	Lead <0.17 - 14.2 Jul 2016 Copper 188-305 Jul 2016. Compliance since 2010	NR	1.75 Feb 2019. Compliance since 2013	0.893 Aug 2016. Compliance since 2013	<Limit Apr 2019. Compliance since 2001	<Limit Jul 2016. Compliance since 2012	W
Nikiski Middle/High	Not Detected May 2019. Not detected since 2013	Lead <0.17 - 1.32 Jul 2016 Copper 70.6 -218 Jul 2016. Compliance since 2011	<Limit Nov 2018. Compliance since 2011	<0.280 Feb 2019. Compliance since 2013	2.93 Jul 2019. Compliance since 2011	<Limit Apr 2019. Compliance since 2001	<Limit Jul 2016. Compliance since 2011	W
Skyview Middle	Not Detected May 2019. Not detected since 2011	Lead <0.17 - 4.10 Copper 29.9 – 229 Jul 2016. Compliance since 2004	NR	0.104 Feb 2019. Compliance since 2004	8.2 Jun 2015. Compliance since 2004	<Limit Apr 2019. Compliance since 2004	<Limit Jul 2016. Compliance since 2004	W
Sterling Elementary	Not Detected May 2019. Not detected since 2011	Lead 0.223 - 0.536 Jun 2017 Copper 11-24 Jun 2017. Compliance since 2004	<Limit Oct 2018. Compliance since 2011	<0.280 Feb 2019. Compliance since 2013	2.78 Jul 2019. Compliance since 2011	<Limit May 2013. Compliance since 2001	<Limit Sept 2016. Compliance since 2012	W
Tustumena Elementary	Not Detected May 2019. Not detected since 2014	Lead 0.282 - 2.07 Jul 2016 Copper 146-281 Jul 2016. Compliance since 2011	<Limit Oct 2018. Compliance since 2011	<0.280 Feb 2019. Compliance since 2012	0.861 Jul 2019. Compliance since 2011	<Limit Apr 2019. Compliance since 2001	<Limit Jul 2016. Compliance since 2012	W
KPB Maintenance-Poppy Lane	Not Detected May 2019. Not detected since 2011	Lead 2.55 - 7.58 Jul 2017 Copper 76.8-91.8 Jul 2017. Compliance since 2008	NR	1.04 Feb 2019. Compliance since 2004	5.0 Apr 2004. Compliance since 2004	<Limit Apr 2019. Compliance since 2004	<Limit Jul 2016. Compliance since 2004	W

*In compliance with the most current sample results

Not detected = in compliance

NR = Sample Not Required


W= Sampling Requirement Waived

VOC = Volatile Organic Compounds (i.e. BETX, chlorinated solvents)

SOC - Synthetic Organic Compounds (i.e. man-made organic chemicals: morphine, pesticides, etc.)



Office of Risk Management



144 N. Binkley Street, Soldotna, Alaska 99669 • (907) 714-2350 • (907) 714-2384 Fax

A Division of Human Resources

Charlie Pierce
Borough Mayor

2019 DRINKING WATER QUALITY REPORT KENAI PENINSULA BOROUGH/SCHOOL DISTRICT REGULATED SYSTEMS

The Kenai Peninsula Borough (KPB) is pleased to present this report to inform you about the KPB/School District's regulated drinking water systems. The systems are located at K-Beach Elementary, Nikiski Middle/High, Skyview Middle, Sterling Elementary, Tustumena Elementary and Kenai Peninsula Borough (KPB) Maintenance on Poppy Lane. Each facility receives drinking water from a groundwater well and the well's water chemistry determines the type of treatment required to meet the United States Environmental Protection Agency (EPA) and the Alaska Department of Environmental Conservation (DEC) drinking water standards.

As the following table shows, several contaminants are analyzed over different periods of time and two types of samples are collected. One is from the well or the entry point into the facility and the other is after treatment when the water is distributed through the facility.

The table gives the compliance history of the various samples collected from each well. The different parameters are monitored regularly to confirm that the water is good quality for the students, staff and the public. If a parameter limit is exceeded, a report is immediately provided by DEC to the facility to drink bottled water or let the water run before using it depending on what parameter exceeds a limit.

KPB maintenance utilizes three types of water treatment systems; two arsenic removal systems and one corrosion control. The main arsenic removal consists of a greensand filter to remove minerals and oxidize arsenic. An adsorption media then removes the oxidized arsenic from the water. The other type of arsenic removal is done with a replaceable cartridge filter. Corrosion control uses a pH upper to make the water less corrosive along with an inhibitor to minimize leaching of copper and lead into the drinking water.

The KPB water operators work very hard to maintain the drinking water systems. The results are clear that all of the systems have been in compliance for many years. Because KPB systems are regularly in compliance and have excellent electronic monitoring systems, we propose that site visits happen every two weeks instead of weekly.

If you have any questions about a particular system, the data, or the table, please contact the KPB Environmental Manager at 907-714-2355.

KPB/SD DRINKING WATER CONTAMINANTS FOR REGULATED SYSTEMS - 2019

FACILITY	DISTRIBUTION SAMPLES (sample frequency)			ENTRY POINT SAMPLES (sample frequency)				
	Total Coliform (quarterly)*	Lead <15 ppb / Copper <1300 ppb (5 samples every 3 years)*	TTHMs & HAA5s-Disinfection By Products of chlorinated systems (annually)*	Nitrate <10 ppm (annually)*	Arsenic <10 ppb (annually or once per 3 year period)*	Inorganics-metals (one per 9 year cycle)*	VOCs (one per 3 year cycle)*	SOCs - waiver
K-Beach Elementary	Not Detected May 2019. Not detected since 2013	Lead <0.17 - 14.2 Jul 2016 Copper 188-305 Jul 2016. Compliance since 2010	NR	1.75 Feb 2019. Compliance since 2013	0.893 Aug 2016. Compliance since 2013	<Limit Apr 2019. Compliance since 2001	<Limit Jul 2016. Compliance since 2012	W
Nikiski Middle/High	Not Detected May 2019. Not detected since 2013	Lead <0.17 - 1.32 Jul 2016 Copper 70.6 -218 Jul 2016. Compliance since 2011	<Limit Nov 2018. Compliance since 2011	<0.280 Feb 2019. Compliance since 2013	2.93 Jul 2019. Compliance since 2011	<Limit Apr 2019. Compliance since 2001	<Limit Jul 2016. Compliance since 2011	W
Skyview Middle	Not Detected May 2019. Not detected since 2011	Lead <0.17 - 4.10 Copper 29.9 – 229 Jul 2016. Compliance since 2004	NR	0.104 Feb 2019. Compliance since 2004	8.2 Jun 2015. Compliance since 2004	<Limit Apr 2019. Compliance since 2004	<Limit Jul 2016. Compliance since 2004	W
Sterling Elementary	Not Detected May 2019. Not detected since 2011	Lead 0.223 - 0.536 Jun 2017 Copper 11-24 Jun 2017. Compliance since 2004	<Limit Oct 2018. Compliance since 2011	<0.280 Feb 2019. Compliance since 2013	2.78 Jul 2019. Compliance since 2011	<Limit May 2013. Compliance since 2001	<Limit Sept 2016. Compliance since 2012	W
Tustumena Elementary	Not Detected May 2019. Not detected since 2014	Lead 0.282 - 2.07 Jul 2016 Copper 146-281 Jul 2016. Compliance since 2011	<Limit Oct 2018. Compliance since 2011	<0.280 Feb 2019. Compliance since 2012	0.861 Jul 2019. Compliance since 2011	<Limit Apr 2019. Compliance since 2001	<Limit Jul 2016. Compliance since 2012	W
KPB Maintenance-Poppy Lane	Not Detected May 2019. Not detected since 2011	Lead 2.55 - 7.58 Jul 2017 Copper 76.8-91.8 Jul 2017. Compliance since 2008	NR	1.04 Feb 2019. Compliance since 2004	5.0 Apr 2004. Compliance since 2004	<Limit Apr 2019. Compliance since 2004	<Limit Jul 2016. Compliance since 2004	W

*In compliance with the most current sample results

Not detected = in compliance

NR = Sample Not Required

W= Sampling Requirement Waived


VOC = Volatile Organic Compounds (i.e. BETX, chlorinated solvents)

SOC - Synthetic Organic Compounds (i.e. man-made organic chemicals: morphine, pesticides, etc.)



Office of Risk Management

144 N. Binkley Street, Soldotna, Alaska 99669 • (907) 714-2350 • (907) 714-2384 Fax



A Division of Human Resources

Charlie Pierce
Borough Mayor

2019 DRINKING WATER QUALITY REPORT KENAI PENINSULA BOROUGH/SCHOOL DISTRICT REGULATED SYSTEMS

The Kenai Peninsula Borough (KPB) is pleased to present this report to inform you about the KPB/School District's regulated drinking water systems. The systems are located at K-Beach Elementary, Nikiski Middle/High, Skyview Middle, Sterling Elementary, Tustumena Elementary and Kenai Peninsula Borough (KPB) Maintenance on Poppy Lane. Each facility receives drinking water from a groundwater well and the well's water chemistry determines the type of treatment required to meet the United States Environmental Protection Agency (EPA) and the Alaska Department of Environmental Conservation (DEC) drinking water standards.

As the following table shows, several contaminants are analyzed over different periods of time and two types of samples are collected. One is from the well or the entry point into the facility and the other is after treatment when the water is distributed through the facility.

The table gives the compliance history of the various samples collected from each well. The different parameters are monitored regularly to confirm that the water is good quality for the students, staff and the public. If a parameter limit is exceeded, a report is immediately provided by DEC to the facility to drink bottled water or let the water run before using it depending on what parameter exceeds a limit.

KPB maintenance utilizes three types of water treatment systems; two arsenic removal systems and one corrosion control. The main arsenic removal consists of a greensand filter to remove minerals and oxidize arsenic. An adsorption media then removes the oxidized arsenic from the water. The other type of arsenic removal is done with a replaceable cartridge filter. Corrosion control uses a pH upper to make the water less corrosive along with an inhibitor to minimize leaching of copper and lead into the drinking water.

The KPB water operators work very hard to maintain the drinking water systems. The results are clear that all of the systems have been in compliance for many years. Because KPB systems are regularly in compliance and have excellent electronic monitoring systems, we propose that site visits happen every two weeks instead of weekly.

If you have any questions about a particular system, the data, or the table, please contact the KPB Environmental Manager at 907-714-2355.

KPB/SD DRINKING WATER CONTAMINANTS FOR REGULATED SYSTEMS - 2019

FACILITY	DISTRIBUTION SAMPLES (sample frequency)			ENTRY POINT SAMPLES (sample frequency)				
	Total Coliform (quarterly)*	Lead <15 ppb / Copper <1300 ppb (5 samples every 3 years)*	TTHMs & HAA5s- Disinfection By Products of chlorinated systems (annually)*	Nitrate <10 ppm (annually)*	Arsenic <10 ppb (annually or once per 3 year period)*	Inorganics-metals (one per 9 year cycle)*	VOCs (one per 3 year cycle)*	SOCs - waiver
K-Beach Elementary	Not Detected May 2019. Not detected since 2013	Lead <0.17 - 14.2 Jul 2016 Copper 188-305 Jul 2016. Compliance since 2010	NR	1.75 Feb 2019. Compliance since 2013	0.893 Aug 2016. Compliance since 2013	<Limit Apr 2019. Compliance since 2001	<Limit Jul 2016. Compliance since 2012	W
Nikiski Middle/High	Not Detected May 2019. Not detected since 2013	Lead <0.17 - 1.32 Jul 2016 Copper 70.6 -218 Jul 2016. Compliance since 2011	<Limit Nov 2018. Compliance since 2011	<0.280 Feb 2019. Compliance since 2013	2.93 Jul 2019. Compliance since 2011	<Limit Apr 2019. Compliance since 2001	<Limit Jul 2016. Compliance since 2011	W
Skyview Middle	Not Detected May 2019. Not detected since 2011	Lead <0.17 - 4.10 Copper 29.9 – 229 Jul 2016. Compliance since 2004	NR	0.104 Feb 2019. Compliance since 2004	8.2 Jun 2015. Compliance since 2004	<Limit Apr 2019. Compliance since 2004	<Limit Jul 2016. Compliance since 2004	W
Sterling Elementary	Not Detected May 2019. Not detected since 2011	Lead 0.223 - 0.536 Jun 2017 Copper 11-24 Jun 2017. Compliance since 2004	<Limit Oct 2018. Compliance since 2011	<0.280 Feb 2019. Compliance since 2013	2.78 Jul 2019. Compliance since 2011	<Limit May 2013. Compliance since 2001	<Limit Sept 2016. Compliance since 2012	W
Tustumena Elementary	Not Detected May 2019. Not detected since 2014	Lead 0.282 - 2.07 Jul 2016 Copper 146-281 Jul 2016. Compliance since 2011	<Limit Oct 2018. Compliance since 2011	<0.280 Feb 2019. Compliance since 2012	0.861 Jul 2019. Compliance since 2011	<Limit Apr 2019. Compliance since 2001	<Limit Jul 2016. Compliance since 2012	W
KPB Maintenance-Poppy Lane	Not Detected May 2019. Not detected since 2011	Lead 2.55 - 7.58 Jul 2017 Copper 76.8-91.8 Jul 2017. Compliance since 2008	NR	1.04 Feb 2019. Compliance since 2004	5.0 Apr 2004. Compliance since 2004	<Limit Apr 2019. Compliance since 2004	<Limit Jul 2016. Compliance since 2004	W

*In compliance with the most current sample results

Not detected = in compliance

NR = Sample Not Required

W= Sampling Requirement Waived

VOC = Volatile Organic Compounds (i.e. BETX, chlorinated solvents)

SOC - Synthetic Organic Compounds (i.e. man-made organic chemicals: morphine, pesticides, etc.)



Office of Risk Management



144 N. Binkley Street, Soldotna, Alaska 99669 • (907) 714-2350 • (907) 714-2384 Fax

A Division of Human Resources

Charlie Pierce
Borough Mayor

2019 DRINKING WATER QUALITY REPORT KENAI PENINSULA BOROUGH/SCHOOL DISTRICT REGULATED SYSTEMS

The Kenai Peninsula Borough (KPB) is pleased to present this report to inform you about the KPB/School District's regulated drinking water systems. The systems are located at K-Beach Elementary, Nikiski Middle/High, Skyview Middle, Sterling Elementary, Tustumena Elementary and Kenai Peninsula Borough (KPB) Maintenance on Poppy Lane. Each facility receives drinking water from a groundwater well and the well's water chemistry determines the type of treatment required to meet the United States Environmental Protection Agency (EPA) and the Alaska Department of Environmental Conservation (DEC) drinking water standards.

As the following table shows, several contaminants are analyzed over different periods of time and two types of samples are collected. One is from the well or the entry point into the facility and the other is after treatment when the water is distributed through the facility.

The table gives the compliance history of the various samples collected from each well. The different parameters are monitored regularly to confirm that the water is good quality for the students, staff and the public. If a parameter limit is exceeded, a report is immediately provided by DEC to the facility to drink bottled water or let the water run before using it depending on what parameter exceeds a limit.

KPB maintenance utilizes three types of water treatment systems; two arsenic removal systems and one corrosion control. The main arsenic removal consists of a greensand filter to remove minerals and oxidize arsenic. An adsorption media then removes the oxidized arsenic from the water. The other type of arsenic removal is done with a replaceable cartridge filter. Corrosion control uses a pH upper to make the water less corrosive along with an inhibitor to minimize leaching of copper and lead into the drinking water.

The KPB water operators work very hard to maintain the drinking water systems. The results are clear that all of the systems have been in compliance for many years. Because KPB systems are regularly in compliance and have excellent electronic monitoring systems, we propose that site visits happen every two weeks instead of weekly.

If you have any questions about a particular system, the data, or the table, please contact the KPB Environmental Manager at 907-714-2355.

KPB/SD DRINKING WATER CONTAMINANTS FOR REGULATED SYSTEMS - 2019

FACILITY	DISTRIBUTION SAMPLES (sample frequency)			ENTRY POINT SAMPLES (sample frequency)				
	Total Coliform (quarterly)*	Lead <15 ppb / Copper <1300 ppb (5 samples every 3 years)*	TTHMs & HAA5s-Disinfection By Products of chlorinated systems (annually)*	Nitrate <10 ppm (annually)*	Arsenic <10 ppb (annually or once per 3 year period)*	Inorganics-metals (one per 9 year cycle)*	VOCs (one per 3 year cycle)*	SOCs - waiver
K-Beach Elementary	Not Detected May 2019. Not detected since 2013	Lead <0.17 - 14.2 Jul 2016 Copper 188-305 Jul 2016. Compliance since 2010	NR	1.75 Feb 2019. Compliance since 2013	0.893 Aug 2016. Compliance since 2013	<Limit Apr 2019. Compliance since 2001	<Limit Jul 2016. Compliance since 2012	W
Nikiski Middle/High	Not Detected May 2019. Not detected since 2013	Lead <0.17 - 1.32 Jul 2016 Copper 70.6 -218 Jul 2016. Compliance since 2011	<Limit Nov 2018. Compliance since 2011	<0.280 Feb 2019. Compliance since 2013	2.93 Jul 2019. Compliance since 2011	<Limit Apr 2019. Compliance since 2001	<Limit Jul 2016. Compliance since 2011	W
Skyview Middle	Not Detected May 2019. Not detected since 2011	Lead <0.17 - 4.10 Copper 29.9 – 229 Jul 2016. Compliance since 2004	NR	0.104 Feb 2019. Compliance since 2004	8.2 Jun 2015. Compliance since 2004	<Limit Apr 2019. Compliance since 2004	<Limit Jul 2016. Compliance since 2004	W
Sterling Elementary	Not Detected May 2019. Not detected since 2011	Lead 0.223 - 0.536 Jun 2017 Copper 11-24 Jun 2017. Compliance since 2004	<Limit Oct 2018. Compliance since 2011	<0.280 Feb 2019. Compliance since 2013	2.78 Jul 2019. Compliance since 2011	<Limit May 2013. Compliance since 2001	<Limit Sept 2016. Compliance since 2012	W
Tustumena Elementary	Not Detected May 2019. Not detected since 2014	Lead 0.282 - 2.07 Jul 2016 Copper 146-281 Jul 2016. Compliance since 2011	<Limit Oct 2018. Compliance since 2011	<0.280 Feb 2019. Compliance since 2012	0.861 Jul 2019. Compliance since 2011	<Limit Apr 2019. Compliance since 2001	<Limit Jul 2016. Compliance since 2012	W
KPB Maintenance-Poppy Lane	Not Detected May 2019. Not detected since 2011	Lead 2.55 - 7.58 Jul 2017 Copper 76.8-91.8 Jul 2017. Compliance since 2008	NR	1.04 Feb 2019. Compliance since 2004	5.0 Apr 2004. Compliance since 2004	<Limit Apr 2019. Compliance since 2004	<Limit Jul 2016. Compliance since 2004	W

*In compliance with the most current sample results

Not detected = in compliance

NR = Sample Not Required

W= Sampling Requirement Waived

VOC = Volatile Organic Compounds (i.e. BETX, chlorinated solvents)

SOC - Synthetic Organic Compounds (i.e. man-made organic chemicals: morphine, pesticides, etc.)



Office of Risk Management



144 N. Binkley Street, Soldotna, Alaska 99669 • (907) 714-2350 • (907) 714-2384 Fax

A Division of Human Resources

Charlie Pierce
Borough Mayor

2019 DRINKING WATER QUALITY REPORT KENAI PENINSULA BOROUGH/SCHOOL DISTRICT REGULATED SYSTEMS

The Kenai Peninsula Borough (KPB) is pleased to present this report to inform you about the KPB/School District's regulated drinking water systems. The systems are located at K-Beach Elementary, Nikiski Middle/High, Skyview Middle, Sterling Elementary, Tustumena Elementary and Kenai Peninsula Borough (KPB) Maintenance on Poppy Lane. Each facility receives drinking water from a groundwater well and the well's water chemistry determines the type of treatment required to meet the United States Environmental Protection Agency (EPA) and the Alaska Department of Environmental Conservation (DEC) drinking water standards.

As the following table shows, several contaminants are analyzed over different periods of time and two types of samples are collected. One is from the well or the entry point into the facility and the other is after treatment when the water is distributed through the facility.

The table gives the compliance history of the various samples collected from each well. The different parameters are monitored regularly to confirm that the water is good quality for the students, staff and the public. If a parameter limit is exceeded, a report is immediately provided by DEC to the facility to drink bottled water or let the water run before using it depending on what parameter exceeds a limit.

KPB maintenance utilizes three types of water treatment systems; two arsenic removal systems and one corrosion control. The main arsenic removal consists of a greensand filter to remove minerals and oxidize arsenic. An adsorption media then removes the oxidized arsenic from the water. The other type of arsenic removal is done with a replaceable cartridge filter. Corrosion control uses a pH upper to make the water less corrosive along with an inhibitor to minimize leaching of copper and lead into the drinking water.

The KPB water operators work very hard to maintain the drinking water systems. The results are clear that all of the systems have been in compliance for many years. Because KPB systems are regularly in compliance and have excellent electronic monitoring systems, we propose that site visits happen every two weeks instead of weekly.

If you have any questions about a particular system, the data, or the table, please contact the KPB Environmental Manager at 907-714-2355.

KPB/SD DRINKING WATER CONTAMINANTS FOR REGULATED SYSTEMS - 2019

FACILITY	DISTRIBUTION SAMPLES (sample frequency)			ENTRY POINT SAMPLES (sample frequency)				
	Total Coliform (quarterly)*	Lead <15 ppb / Copper <1300 ppb (5 samples every 3 years)*	TTHMs & HAA5s-Disinfection By Products of chlorinated systems (annually)*	Nitrate <10 ppm (annually)*	Arsenic <10 ppb (annually or once per 3 year period)*	Inorganics-metals (one per 9 year cycle)*	VOCs (one per 3 year cycle)*	SOCs - waiver
K-Beach Elementary	Not Detected May 2019. Not detected since 2013	Lead <0.17 - 14.2 Jul 2016 Copper 188-305 Jul 2016. Compliance since 2010	NR	1.75 Feb 2019. Compliance since 2013	0.893 Aug 2016. Compliance since 2013	<Limit Apr 2019. Compliance since 2001	<Limit Jul 2016. Compliance since 2012	W
Nikiski Middle/High	Not Detected May 2019. Not detected since 2013	Lead <0.17 - 1.32 Jul 2016 Copper 70.6 -218 Jul 2016. Compliance since 2011	<Limit Nov 2018. Compliance since 2011	<0.280 Feb 2019. Compliance since 2013	2.93 Jul 2019. Compliance since 2011	<Limit Apr 2019. Compliance since 2001	<Limit Jul 2016. Compliance since 2011	W
Skyview Middle	Not Detected May 2019. Not detected since 2011	Lead <0.17 - 4.10 Copper 29.9 – 229 Jul 2016. Compliance since 2004	NR	0.104 Feb 2019. Compliance since 2004	8.2 Jun 2015. Compliance since 2004	<Limit Apr 2019. Compliance since 2004	<Limit Jul 2016. Compliance since 2004	W
Sterling Elementary	Not Detected May 2019. Not detected since 2011	Lead 0.223 - 0.536 Jun 2017 Copper 11-24 Jun 2017. Compliance since 2004	<Limit Oct 2018. Compliance since 2011	<0.280 Feb 2019. Compliance since 2013	2.78 Jul 2019. Compliance since 2011	<Limit May 2013. Compliance since 2001	<Limit Sept 2016. Compliance since 2012	W
Tustumena Elementary	Not Detected May 2019. Not detected since 2014	Lead 0.282 - 2.07 Jul 2016 Copper 146-281 Jul 2016. Compliance since 2011	<Limit Oct 2018. Compliance since 2011	<0.280 Feb 2019. Compliance since 2012	0.861 Jul 2019. Compliance since 2011	<Limit Apr 2019. Compliance since 2001	<Limit Jul 2016. Compliance since 2012	W
KPB Maintenance-Poppy Lane	Not Detected May 2019. Not detected since 2011	Lead 2.55 - 7.58 Jul 2017 Copper 76.8-91.8 Jul 2017. Compliance since 2008	NR	1.04 Feb 2019. Compliance since 2004	5.0 Apr 2004. Compliance since 2004	<Limit Apr 2019. Compliance since 2004	<Limit Jul 2016. Compliance since 2004	W

*In compliance with the most current sample results

Not detected = in compliance

NR = Sample Not Required

W= Sampling Requirement Waived

VOC = Volatile Organic Compounds (i.e. BETX, chlorinated solvents)

SOC - Synthetic Organic Compounds (i.e. man-made organic chemicals: morphine, pesticides, etc.)



Office of Risk Management

144 N. Binkley Street, Soldotna, Alaska 99669 • (907) 714-2350 • (907) 714-2384 Fax



A Division of Human Resources

Charlie Pierce
Borough Mayor

2019 DRINKING WATER QUALITY REPORT KENAI PENINSULA BOROUGH/SCHOOL DISTRICT REGULATED SYSTEMS

The Kenai Peninsula Borough (KPB) is pleased to present this report to inform you about the KPB/School District's regulated drinking water systems. The systems are located at K-Beach Elementary, Nikiski Middle/High, Skyview Middle, Sterling Elementary, Tustumena Elementary and Kenai Peninsula Borough (KPB) Maintenance on Poppy Lane. Each facility receives drinking water from a groundwater well and the well's water chemistry determines the type of treatment required to meet the United States Environmental Protection Agency (EPA) and the Alaska Department of Environmental Conservation (DEC) drinking water standards.

As the following table shows, several contaminants are analyzed over different periods of time and two types of samples are collected. One is from the well or the entry point into the facility and the other is after treatment when the water is distributed through the facility.

The table gives the compliance history of the various samples collected from each well. The different parameters are monitored regularly to confirm that the water is good quality for the students, staff and the public. If a parameter limit is exceeded, a report is immediately provided by DEC to the facility to drink bottled water or let the water run before using it depending on what parameter exceeds a limit.

KPB maintenance utilizes three types of water treatment systems; two arsenic removal systems and one corrosion control. The main arsenic removal consists of a greensand filter to remove minerals and oxidize arsenic. An adsorption media then removes the oxidized arsenic from the water. The other type of arsenic removal is done with a replaceable cartridge filter. Corrosion control uses a pH upper to make the water less corrosive along with an inhibitor to minimize leaching of copper and lead into the drinking water.

The KPB water operators work very hard to maintain the drinking water systems. The results are clear that all of the systems have been in compliance for many years. Because KPB systems are regularly in compliance and have excellent electronic monitoring systems, we propose that site visits happen every two weeks instead of weekly.

If you have any questions about a particular system, the data, or the table, please contact the KPB Environmental Manager at 907-714-2355.

KPB/SD DRINKING WATER CONTAMINANTS FOR REGULATED SYSTEMS - 2019

FACILITY	DISTRIBUTION SAMPLES (sample frequency)			ENTRY POINT SAMPLES (sample frequency)				
	Total Coliform (quarterly)*	Lead <15 ppb / Copper <1300 ppb (5 samples every 3 years)*	TTHMs & HAA5s-Disinfection By Products of chlorinated systems (annually)*	Nitrate <10 ppm (annually)*	Arsenic <10 ppb (annually or once per 3 year period)*	Inorganics-metals (one per 9 year cycle)*	VOCs (one per 3 year cycle)*	SOCs - waiver
K-Beach Elementary	Not Detected May 2019. Not detected since 2013	Lead <0.17 - 14.2 Jul 2016 Copper 188-305 Jul 2016. Compliance since 2010	NR	1.75 Feb 2019. Compliance since 2013	0.893 Aug 2016. Compliance since 2013	<Limit Apr 2019. Compliance since 2001	<Limit Jul 2016. Compliance since 2012	W
Nikiski Middle/High	Not Detected May 2019. Not detected since 2013	Lead <0.17 - 1.32 Jul 2016 Copper 70.6 -218 Jul 2016. Compliance since 2011	<Limit Nov 2018. Compliance since 2011	<0.280 Feb 2019. Compliance since 2013	2.93 Jul 2019. Compliance since 2011	<Limit Apr 2019. Compliance since 2001	<Limit Jul 2016. Compliance since 2011	W
Skyview Middle	Not Detected May 2019. Not detected since 2011	Lead <0.17 - 4.10 Copper 29.9 – 229 Jul 2016. Compliance since 2004	NR	0.104 Feb 2019. Compliance since 2004	8.2 Jun 2015. Compliance since 2004	<Limit Apr 2019. Compliance since 2004	<Limit Jul 2016. Compliance since 2004	W
Sterling Elementary	Not Detected May 2019. Not detected since 2011	Lead 0.223 - 0.536 Jun 2017 Copper 11-24 Jun 2017. Compliance since 2004	<Limit Oct 2018. Compliance since 2011	<0.280 Feb 2019. Compliance since 2013	2.78 Jul 2019. Compliance since 2011	<Limit May 2013. Compliance since 2001	<Limit Sept 2016. Compliance since 2012	W
Tustumena Elementary	Not Detected May 2019. Not detected since 2014	Lead 0.282 - 2.07 Jul 2016 Copper 146-281 Jul 2016. Compliance since 2011	<Limit Oct 2018. Compliance since 2011	<0.280 Feb 2019. Compliance since 2012	0.861 Jul 2019. Compliance since 2011	<Limit Apr 2019. Compliance since 2001	<Limit Jul 2016. Compliance since 2012	W
KPB Maintenance-Poppy Lane	Not Detected May 2019. Not detected since 2011	Lead 2.55 - 7.58 Jul 2017 Copper 76.8-91.8 Jul 2017. Compliance since 2008	NR	1.04 Feb 2019. Compliance since 2004	5.0 Apr 2004. Compliance since 2004	<Limit Apr 2019. Compliance since 2004	<Limit Jul 2016. Compliance since 2004	W

*In compliance with the most current sample results

Not detected = in compliance

NR = Sample Not Required

W= Sampling Requirement Waived

VOC = Volatile Organic Compounds (i.e. BETX, chlorinated solvents)

SOC - Synthetic Organic Compounds (i.e. man-made organic chemicals: morphine, pesticides, etc.)



Office of Risk Management



144 N. Binkley Street, Soldotna, Alaska 99669 • (907) 714-2350 • (907) 714-2384 Fax

A Division of Human Resources

Charlie Pierce
Borough Mayor

2019 DRINKING WATER QUALITY REPORT KENAI PENINSULA BOROUGH/SCHOOL DISTRICT REGULATED SYSTEMS

The Kenai Peninsula Borough (KPB) is pleased to present this report to inform you about the KPB/School District's regulated drinking water systems. The systems are located at K-Beach Elementary, Nikiski Middle/High, Skyview Middle, Sterling Elementary, Tustumena Elementary and Kenai Peninsula Borough (KPB) Maintenance on Poppy Lane. Each facility receives drinking water from a groundwater well and the well's water chemistry determines the type of treatment required to meet the United States Environmental Protection Agency (EPA) and the Alaska Department of Environmental Conservation (DEC) drinking water standards.

As the following table shows, several contaminants are analyzed over different periods of time and two types of samples are collected. One is from the well or the entry point into the facility and the other is after treatment when the water is distributed through the facility.

The table gives the compliance history of the various samples collected from each well. The different parameters are monitored regularly to confirm that the water is good quality for the students, staff and the public. If a parameter limit is exceeded, a report is immediately provided by DEC to the facility to drink bottled water or let the water run before using it depending on what parameter exceeds a limit.

KPB maintenance utilizes three types of water treatment systems; two arsenic removal systems and one corrosion control. The main arsenic removal consists of a greensand filter to remove minerals and oxidize arsenic. An adsorption media then removes the oxidized arsenic from the water. The other type of arsenic removal is done with a replaceable cartridge filter. Corrosion control uses a pH upper to make the water less corrosive along with an inhibitor to minimize leaching of copper and lead into the drinking water.

The KPB water operators work very hard to maintain the drinking water systems. The results are clear that all of the systems have been in compliance for many years. Because KPB systems are regularly in compliance and have excellent electronic monitoring systems, we propose that site visits happen every two weeks instead of weekly.

If you have any questions about a particular system, the data, or the table, please contact the KPB Environmental Manager at 907-714-2355.

KPB/SD DRINKING WATER CONTAMINANTS FOR REGULATED SYSTEMS - 2019

FACILITY	DISTRIBUTION SAMPLES (sample frequency)			ENTRY POINT SAMPLES (sample frequency)				
	Total Coliform (quarterly)*	Lead <15 ppb / Copper <1300 ppb (5 samples every 3 years)*	TTHMs & HAA5s- Disinfection By Products of chlorinated systems (annually)*	Nitrate <10 ppm (annually)*	Arsenic <10 ppb (annually or once per 3 year period)*	Inorganics-metals (one per 9 year cycle)*	VOCs (one per 3 year cycle)*	SOCs - waiver
K-Beach Elementary	Not Detected May 2019. Not detected since 2013	Lead <0.17 - 14.2 Jul 2016 Copper 188-305 Jul 2016. Compliance since 2010	NR	1.75 Feb 2019. Compliance since 2013	0.893 Aug 2016. Compliance since 2013	<Limit Apr 2019. Compliance since 2001	<Limit Jul 2016. Compliance since 2012	W
Nikiski Middle/High	Not Detected May 2019. Not detected since 2013	Lead <0.17 - 1.32 Jul 2016 Copper 70.6 -218 Jul 2016. Compliance since 2011	<Limit Nov 2018. Compliance since 2011	<0.280 Feb 2019. Compliance since 2013	2.93 Jul 2019. Compliance since 2011	<Limit Apr 2019. Compliance since 2001	<Limit Jul 2016. Compliance since 2011	W
Skyview Middle	Not Detected May 2019. Not detected since 2011	Lead <0.17 - 4.10 Copper 29.9 – 229 Jul 2016. Compliance since 2004	NR	0.104 Feb 2019. Compliance since 2004	8.2 Jun 2015. Compliance since 2004	<Limit Apr 2019. Compliance since 2004	<Limit Jul 2016. Compliance since 2004	W
Sterling Elementary	Not Detected May 2019. Not detected since 2011	Lead 0.223 - 0.536 Jun 2017 Copper 11-24 Jun 2017. Compliance since 2004	<Limit Oct 2018. Compliance since 2011	<0.280 Feb 2019. Compliance since 2013	2.78 Jul 2019. Compliance since 2011	<Limit May 2013. Compliance since 2001	<Limit Sept 2016. Compliance since 2012	W
Tustumena Elementary	Not Detected May 2019. Not detected since 2014	Lead 0.282 - 2.07 Jul 2016 Copper 146-281 Jul 2016. Compliance since 2011	<Limit Oct 2018. Compliance since 2011	<0.280 Feb 2019. Compliance since 2012	0.861 Jul 2019. Compliance since 2011	<Limit Apr 2019. Compliance since 2001	<Limit Jul 2016. Compliance since 2012	W
KPB Maintenance-Poppy Lane	Not Detected May 2019. Not detected since 2011	Lead 2.55 - 7.58 Jul 2017 Copper 76.8-91.8 Jul 2017. Compliance since 2008	NR	1.04 Feb 2019. Compliance since 2004	5.0 Apr 2004. Compliance since 2004	<Limit Apr 2019. Compliance since 2004	<Limit Jul 2016. Compliance since 2004	W

*In compliance with the most current sample results

Not detected = in compliance

NR = Sample Not Required

W= Sampling Requirement Waived

VOC = Volatile Organic Compounds (i.e. BETX, chlorinated solvents)

SOC - Synthetic Organic Compounds (i.e. man-made organic chemicals: morphine, pesticides, etc.)



Office of Risk Management



144 N. Binkley Street, Soldotna, Alaska 99669 • (907) 714-2350 • (907) 714-2384 Fax

A Division of Human Resources

Charlie Pierce
Borough Mayor

2019 DRINKING WATER QUALITY REPORT KENAI PENINSULA BOROUGH/SCHOOL DISTRICT REGULATED SYSTEMS

The Kenai Peninsula Borough (KPB) is pleased to present this report to inform you about the KPB/School District's regulated drinking water systems. The systems are located at K-Beach Elementary, Nikiski Middle/High, Skyview Middle, Sterling Elementary, Tustumena Elementary and Kenai Peninsula Borough (KPB) Maintenance on Poppy Lane. Each facility receives drinking water from a groundwater well and the well's water chemistry determines the type of treatment required to meet the United States Environmental Protection Agency (EPA) and the Alaska Department of Environmental Conservation (DEC) drinking water standards.

As the following table shows, several contaminants are analyzed over different periods of time and two types of samples are collected. One is from the well or the entry point into the facility and the other is after treatment when the water is distributed through the facility.

The table gives the compliance history of the various samples collected from each well. The different parameters are monitored regularly to confirm that the water is good quality for the students, staff and the public. If a parameter limit is exceeded, a report is immediately provided by DEC to the facility to drink bottled water or let the water run before using it depending on what parameter exceeds a limit.

KPB maintenance utilizes three types of water treatment systems; two arsenic removal systems and one corrosion control. The main arsenic removal consists of a greensand filter to remove minerals and oxidize arsenic. An adsorption media then removes the oxidized arsenic from the water. The other type of arsenic removal is done with a replaceable cartridge filter. Corrosion control uses a pH upper to make the water less corrosive along with an inhibitor to minimize leaching of copper and lead into the drinking water.

The KPB water operators work very hard to maintain the drinking water systems. The results are clear that all of the systems have been in compliance for many years. Because KPB systems are regularly in compliance and have excellent electronic monitoring systems, we propose that site visits happen every two weeks instead of weekly.

If you have any questions about a particular system, the data, or the table, please contact the KPB Environmental Manager at 907-714-2355.

KPB/SD DRINKING WATER CONTAMINANTS FOR REGULATED SYSTEMS - 2019

FACILITY	DISTRIBUTION SAMPLES (sample frequency)			ENTRY POINT SAMPLES (sample frequency)				
	Total Coliform (quarterly)*	Lead <15 ppb / Copper <1300 ppb (5 samples every 3 years)*	TTHMs & HAA5s-Disinfection By Products of chlorinated systems (annually)*	Nitrate <10 ppm (annually)*	Arsenic <10 ppb (annually or once per 3 year period)*	Inorganics-metals (one per 9 year cycle)*	VOCs (one per 3 year cycle)*	SOCs - waiver
K-Beach Elementary	Not Detected May 2019. Not detected since 2013	Lead <0.17 - 14.2 Jul 2016 Copper 188-305 Jul 2016. Compliance since 2010	NR	1.75 Feb 2019. Compliance since 2013	0.893 Aug 2016. Compliance since 2013	<Limit Apr 2019. Compliance since 2001	<Limit Jul 2016. Compliance since 2012	W
Nikiski Middle/High	Not Detected May 2019. Not detected since 2013	Lead <0.17 - 1.32 Jul 2016 Copper 70.6 -218 Jul 2016. Compliance since 2011	<Limit Nov 2018. Compliance since 2011	<0.280 Feb 2019. Compliance since 2013	2.93 Jul 2019. Compliance since 2011	<Limit Apr 2019. Compliance since 2001	<Limit Jul 2016. Compliance since 2011	W
Skyview Middle	Not Detected May 2019. Not detected since 2011	Lead <0.17 - 4.10 Copper 29.9 – 229 Jul 2016. Compliance since 2004	NR	0.104 Feb 2019. Compliance since 2004	8.2 Jun 2015. Compliance since 2004	<Limit Apr 2019. Compliance since 2004	<Limit Jul 2016. Compliance since 2004	W
Sterling Elementary	Not Detected May 2019. Not detected since 2011	Lead 0.223 - 0.536 Jun 2017 Copper 11-24 Jun 2017. Compliance since 2004	<Limit Oct 2018. Compliance since 2011	<0.280 Feb 2019. Compliance since 2013	2.78 Jul 2019. Compliance since 2011	<Limit May 2013. Compliance since 2001	<Limit Sept 2016. Compliance since 2012	W
Tustumena Elementary	Not Detected May 2019. Not detected since 2014	Lead 0.282 - 2.07 Jul 2016 Copper 146-281 Jul 2016. Compliance since 2011	<Limit Oct 2018. Compliance since 2011	<0.280 Feb 2019. Compliance since 2012	0.861 Jul 2019. Compliance since 2011	<Limit Apr 2019. Compliance since 2001	<Limit Jul 2016. Compliance since 2012	W
KPB Maintenance-Poppy Lane	Not Detected May 2019. Not detected since 2011	Lead 2.55 - 7.58 Jul 2017 Copper 76.8-91.8 Jul 2017. Compliance since 2008	NR	1.04 Feb 2019. Compliance since 2004	5.0 Apr 2004. Compliance since 2004	<Limit Apr 2019. Compliance since 2004	<Limit Jul 2016. Compliance since 2004	W

*In compliance with the most current sample results

Not detected = in compliance

NR = Sample Not Required

W= Sampling Requirement Waived

VOC = Volatile Organic Compounds (i.e. BETX, chlorinated solvents)

SOC - Synthetic Organic Compounds (i.e. man-made organic chemicals: morphine, pesticides, etc.)



Office of Risk Management



144 N. Binkley Street, Soldotna, Alaska 99669 • (907) 714-2350 • (907) 714-2384 Fax

A Division of Human Resources

Charlie Pierce
Borough Mayor

2019 DRINKING WATER QUALITY REPORT KENAI PENINSULA BOROUGH/SCHOOL DISTRICT REGULATED SYSTEMS

The Kenai Peninsula Borough (KPB) is pleased to present this report to inform you about the KPB/School District's regulated drinking water systems. The systems are located at K-Beach Elementary, Nikiski Middle/High, Skyview Middle, Sterling Elementary, Tustumena Elementary and Kenai Peninsula Borough (KPB) Maintenance on Poppy Lane. Each facility receives drinking water from a groundwater well and the well's water chemistry determines the type of treatment required to meet the United States Environmental Protection Agency (EPA) and the Alaska Department of Environmental Conservation (DEC) drinking water standards.

As the following table shows, several contaminants are analyzed over different periods of time and two types of samples are collected. One is from the well or the entry point into the facility and the other is after treatment when the water is distributed through the facility.

The table gives the compliance history of the various samples collected from each well. The different parameters are monitored regularly to confirm that the water is good quality for the students, staff and the public. If a parameter limit is exceeded, a report is immediately provided by DEC to the facility to drink bottled water or let the water run before using it depending on what parameter exceeds a limit.

KPB maintenance utilizes three types of water treatment systems; two arsenic removal systems and one corrosion control. The main arsenic removal consists of a greensand filter to remove minerals and oxidize arsenic. An adsorption media then removes the oxidized arsenic from the water. The other type of arsenic removal is done with a replaceable cartridge filter. Corrosion control uses a pH upper to make the water less corrosive along with an inhibitor to minimize leaching of copper and lead into the drinking water.

The KPB water operators work very hard to maintain the drinking water systems. The results are clear that all of the systems have been in compliance for many years. Because KPB systems are regularly in compliance and have excellent electronic monitoring systems, we propose that site visits happen every two weeks instead of weekly.

If you have any questions about a particular system, the data, or the table, please contact the KPB Environmental Manager at 907-714-2355.

KPB/SD DRINKING WATER CONTAMINANTS FOR REGULATED SYSTEMS - 2019

FACILITY	DISTRIBUTION SAMPLES (sample frequency)			ENTRY POINT SAMPLES (sample frequency)				
	Total Coliform (quarterly)*	Lead <15 ppb / Copper <1300 ppb (5 samples every 3 years)*	TTHMs & HAA5s- Disinfection By Products of chlorinated systems (annually)*	Nitrate <10 ppm (annually)*	Arsenic <10 ppb (annually or once per 3 year period)*	Inorganics-metals (one per 9 year cycle)*	VOCs (one per 3 year cycle)*	SOCs - waiver
K-Beach Elementary	Not Detected May 2019. Not detected since 2013	Lead <0.17 - 14.2 Jul 2016 Copper 188-305 Jul 2016. Compliance since 2010	NR	1.75 Feb 2019. Compliance since 2013	0.893 Aug 2016. Compliance since 2013	<Limit Apr 2019. Compliance since 2001	<Limit Jul 2016. Compliance since 2012	W
Nikiski Middle/High	Not Detected May 2019. Not detected since 2013	Lead <0.17 - 1.32 Jul 2016 Copper 70.6 -218 Jul 2016. Compliance since 2011	<Limit Nov 2018. Compliance since 2011	<0.280 Feb 2019. Compliance since 2013	2.93 Jul 2019. Compliance since 2011	<Limit Apr 2019. Compliance since 2001	<Limit Jul 2016. Compliance since 2011	W
Skyview Middle	Not Detected May 2019. Not detected since 2011	Lead <0.17 - 4.10 Copper 29.9 – 229 Jul 2016. Compliance since 2004	NR	0.104 Feb 2019. Compliance since 2004	8.2 Jun 2015. Compliance since 2004	<Limit Apr 2019. Compliance since 2004	<Limit Jul 2016. Compliance since 2004	W
Sterling Elementary	Not Detected May 2019. Not detected since 2011	Lead 0.223 - 0.536 Jun 2017 Copper 11-24 Jun 2017. Compliance since 2004	<Limit Oct 2018. Compliance since 2011	<0.280 Feb 2019. Compliance since 2013	2.78 Jul 2019. Compliance since 2011	<Limit May 2013. Compliance since 2001	<Limit Sept 2016. Compliance since 2012	W
Tustumena Elementary	Not Detected May 2019. Not detected since 2014	Lead 0.282 - 2.07 Jul 2016 Copper 146-281 Jul 2016. Compliance since 2011	<Limit Oct 2018. Compliance since 2011	<0.280 Feb 2019. Compliance since 2012	0.861 Jul 2019. Compliance since 2011	<Limit Apr 2019. Compliance since 2001	<Limit Jul 2016. Compliance since 2012	W
KPB Maintenance-Poppy Lane	Not Detected May 2019. Not detected since 2011	Lead 2.55 - 7.58 Jul 2017 Copper 76.8-91.8 Jul 2017. Compliance since 2008	NR	1.04 Feb 2019. Compliance since 2004	5.0 Apr 2004. Compliance since 2004	<Limit Apr 2019. Compliance since 2004	<Limit Jul 2016. Compliance since 2004	W

*In compliance with the most current sample results

Not detected = in compliance

NR = Sample Not Required

W= Sampling Requirement Waived

VOC = Volatile Organic Compounds (i.e. BETX, chlorinated solvents)

SOC - Synthetic Organic Compounds (i.e. man-made organic chemicals: morphine, pesticides, etc.)



Office of Risk Management



144 N. Binkley Street, Soldotna, Alaska 99669 • (907) 714-2350 • (907) 714-2384 Fax

A Division of Human Resources

Charlie Pierce
Borough Mayor

2019 DRINKING WATER QUALITY REPORT KENAI PENINSULA BOROUGH/SCHOOL DISTRICT REGULATED SYSTEMS

The Kenai Peninsula Borough (KPB) is pleased to present this report to inform you about the KPB/School District's regulated drinking water systems. The systems are located at K-Beach Elementary, Nikiski Middle/High, Skyview Middle, Sterling Elementary, Tustumena Elementary and Kenai Peninsula Borough (KPB) Maintenance on Poppy Lane. Each facility receives drinking water from a groundwater well and the well's water chemistry determines the type of treatment required to meet the United States Environmental Protection Agency (EPA) and the Alaska Department of Environmental Conservation (DEC) drinking water standards.

As the following table shows, several contaminants are analyzed over different periods of time and two types of samples are collected. One is from the well or the entry point into the facility and the other is after treatment when the water is distributed through the facility.

The table gives the compliance history of the various samples collected from each well. The different parameters are monitored regularly to confirm that the water is good quality for the students, staff and the public. If a parameter limit is exceeded, a report is immediately provided by DEC to the facility to drink bottled water or let the water run before using it depending on what parameter exceeds a limit.

KPB maintenance utilizes three types of water treatment systems; two arsenic removal systems and one corrosion control. The main arsenic removal consists of a greensand filter to remove minerals and oxidize arsenic. An adsorption media then removes the oxidized arsenic from the water. The other type of arsenic removal is done with a replaceable cartridge filter. Corrosion control uses a pH upper to make the water less corrosive along with an inhibitor to minimize leaching of copper and lead into the drinking water.

The KPB water operators work very hard to maintain the drinking water systems. The results are clear that all of the systems have been in compliance for many years. Because KPB systems are regularly in compliance and have excellent electronic monitoring systems, we propose that site visits happen every two weeks instead of weekly.

If you have any questions about a particular system, the data, or the table, please contact the KPB Environmental Manager at 907-714-2355.

KPB/SD DRINKING WATER CONTAMINANTS FOR REGULATED SYSTEMS - 2019

FACILITY	DISTRIBUTION SAMPLES (sample frequency)			ENTRY POINT SAMPLES (sample frequency)				
	Total Coliform (quarterly)*	Lead <15 ppb / Copper <1300 ppb (5 samples every 3 years)*	TTHMs & HAA5s-Disinfection By Products of chlorinated systems (annually)*	Nitrate <10 ppm (annually)*	Arsenic <10 ppb (annually or once per 3 year period)*	Inorganics-metals (one per 9 year cycle)*	VOCs (one per 3 year cycle)*	SOCs - waiver
K-Beach Elementary	Not Detected May 2019. Not detected since 2013	Lead <0.17 - 14.2 Jul 2016 Copper 188-305 Jul 2016. Compliance since 2010	NR	1.75 Feb 2019. Compliance since 2013	0.893 Aug 2016. Compliance since 2013	<Limit Apr 2019. Compliance since 2001	<Limit Jul 2016. Compliance since 2012	W
Nikiski Middle/High	Not Detected May 2019. Not detected since 2013	Lead <0.17 - 1.32 Jul 2016 Copper 70.6 -218 Jul 2016. Compliance since 2011	<Limit Nov 2018. Compliance since 2011	<0.280 Feb 2019. Compliance since 2013	2.93 Jul 2019. Compliance since 2011	<Limit Apr 2019. Compliance since 2001	<Limit Jul 2016. Compliance since 2011	W
Skyview Middle	Not Detected May 2019. Not detected since 2011	Lead <0.17 - 4.10 Copper 29.9 – 229 Jul 2016. Compliance since 2004	NR	0.104 Feb 2019. Compliance since 2004	8.2 Jun 2015. Compliance since 2004	<Limit Apr 2019. Compliance since 2004	<Limit Jul 2016. Compliance since 2004	W
Sterling Elementary	Not Detected May 2019. Not detected since 2011	Lead 0.223 - 0.536 Jun 2017 Copper 11-24 Jun 2017. Compliance since 2004	<Limit Oct 2018. Compliance since 2011	<0.280 Feb 2019. Compliance since 2013	2.78 Jul 2019. Compliance since 2011	<Limit May 2013. Compliance since 2001	<Limit Sept 2016. Compliance since 2012	W
Tustumena Elementary	Not Detected May 2019. Not detected since 2014	Lead 0.282 - 2.07 Jul 2016 Copper 146-281 Jul 2016. Compliance since 2011	<Limit Oct 2018. Compliance since 2011	<0.280 Feb 2019. Compliance since 2012	0.861 Jul 2019. Compliance since 2011	<Limit Apr 2019. Compliance since 2001	<Limit Jul 2016. Compliance since 2012	W
KPB Maintenance-Poppy Lane	Not Detected May 2019. Not detected since 2011	Lead 2.55 - 7.58 Jul 2017 Copper 76.8-91.8 Jul 2017. Compliance since 2008	NR	1.04 Feb 2019. Compliance since 2004	5.0 Apr 2004. Compliance since 2004	<Limit Apr 2019. Compliance since 2004	<Limit Jul 2016. Compliance since 2004	W

*In compliance with the most current sample results

Not detected = in compliance

NR = Sample Not Required

W= Sampling Requirement Waived

VOC = Volatile Organic Compounds (i.e. BETX, chlorinated solvents)

SOC - Synthetic Organic Compounds (i.e. man-made organic chemicals: morphine, pesticides, etc.)