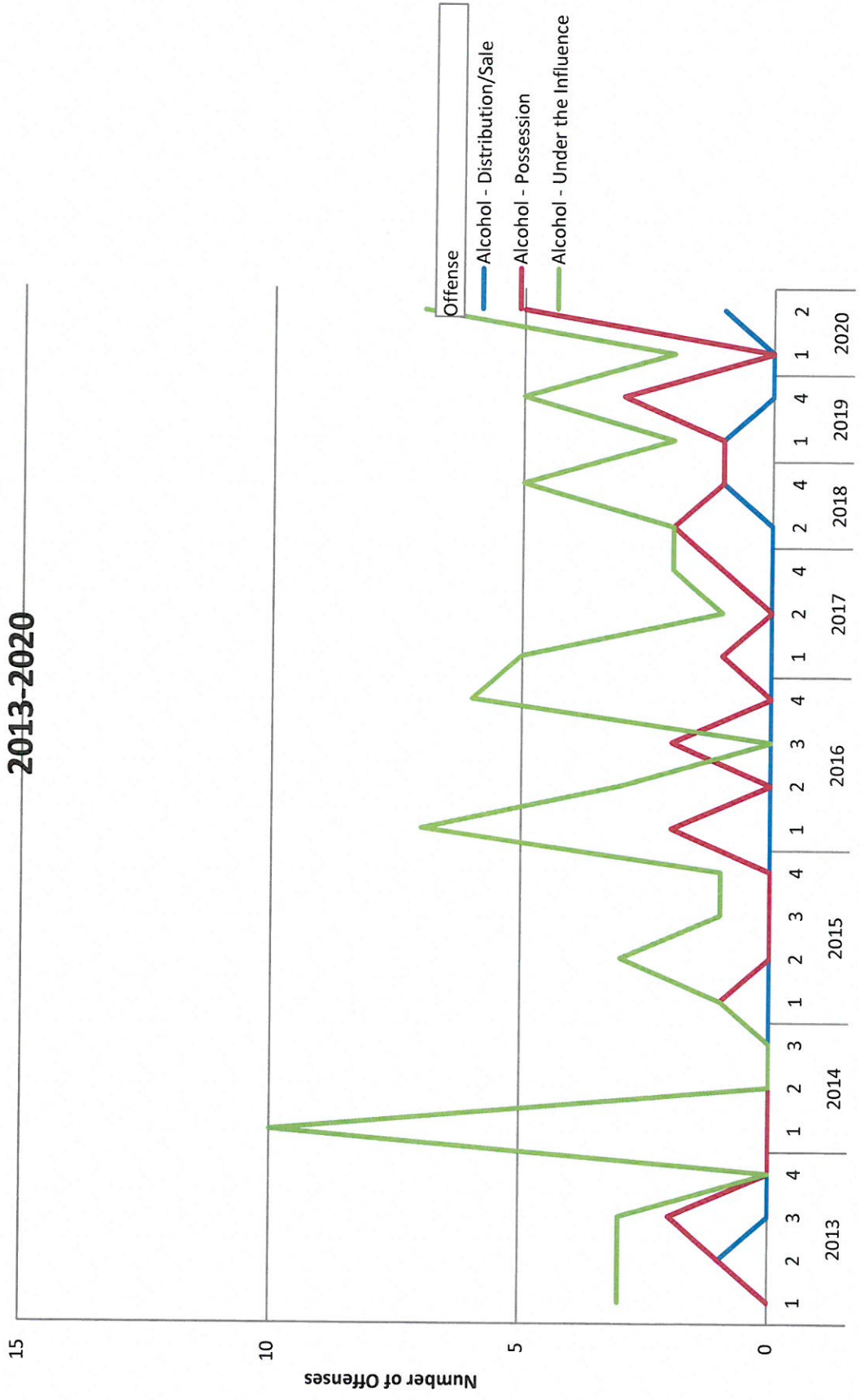


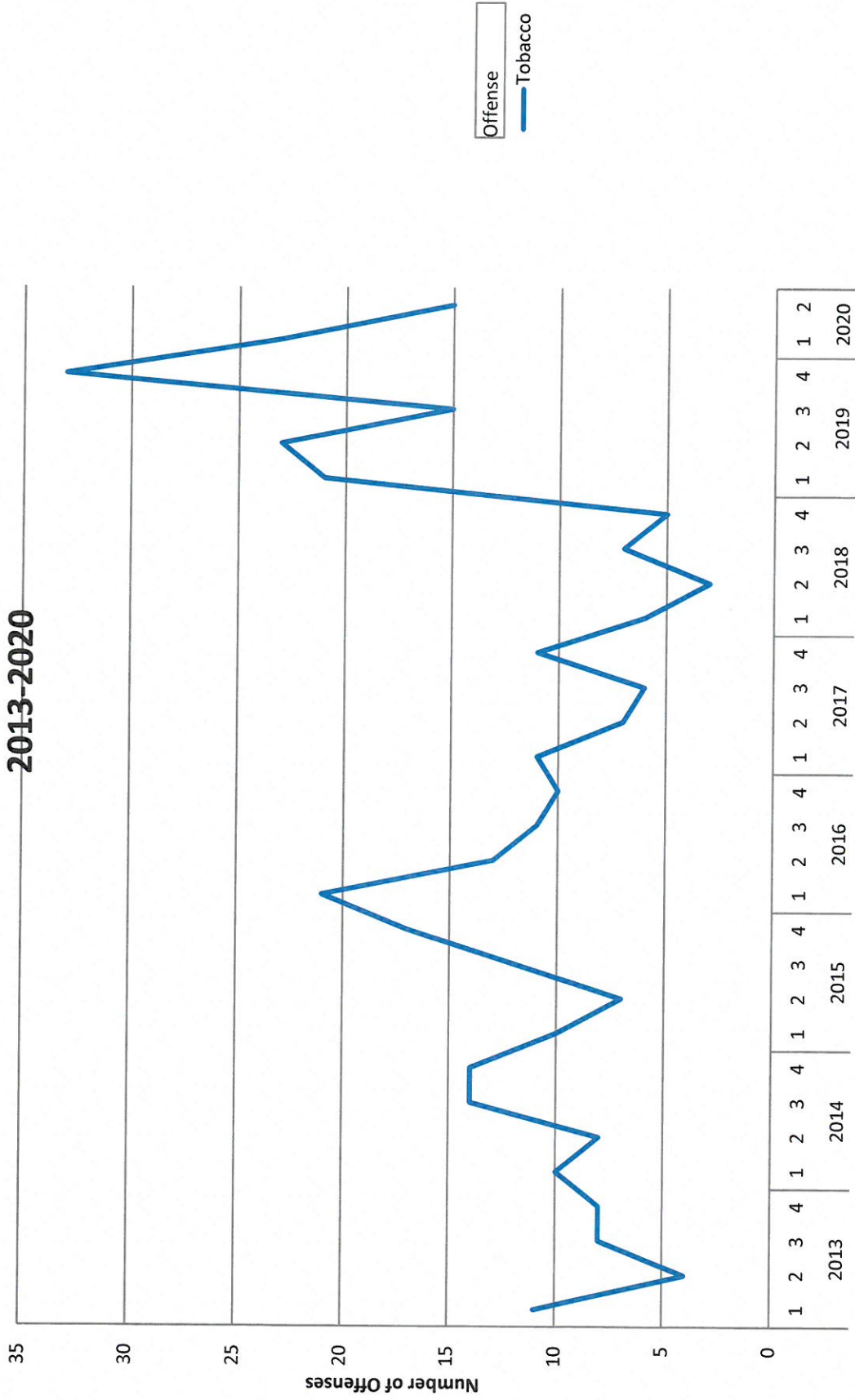
KPBSD Discipline Data

Offense Name	2013	2014	2015	2016	2017	2018	2019	2020	2020 Total			
								1	2	3		
Alcohol												
Alcohol - Distribution/Sale	1	0	0	0	0	1	1	0	1	0	1	1
Alcohol - Possession	3	0	1	4	2	3	4	0	0	5	0	5
Alcohol - Under the Influence	9	10	6	16	8	7	7	2	7	0	0	9
Arson/Activating Emergency Procedures	3	1	0	3	1	1	1	0	0	0	0	0
Attendance	2039	1660	1854	1390	1024	553	660	173	137	357		667
Disruptive Behavior	972	698	917	1022	871	824	793	200	215	211		626
Drugs												
Drugs - Distribution/Sale	1	4	3	6	7	2	1	0	2	2	2	4
Drugs - Possession	33	34	23	29	9	27	23	8	3	7	7	18
Drugs - Refusal of Test	0	1	0	0	0	0	0	0	0	0	0	0
Drugs - Under the Influence	25	11	21	17	14	11	12	2	5	4	4	11
Embezzlement & Extortion	0	1	1	0	1	0	0	0	0	0	0	0
Fighting (Physical & Verbal)	191	133	171	173	232	290	197	73	68	94		235
Forgery/Misrepresentation/Cheating	74	66	53	63	64	40	24	5	6	8		19
Inappropriate Computer Use	42	25	25	27	28	20	10	4	9	13		26
Insubordination	1233	974	769	967	703	722	661	104	157	168		429
Intimidation/Threats/Hazing	205	143	146	172	231	192	157	42	51	35		128
Minor Infractions	865	767	750	827	641	560	699	238	157	199		594
Other	243	221	174	161	234	446	351	70	54	94		218
Profanity/Vulgarity	321	159	230	242	232	254	183	41	37	40		118
Sexual Harassment	27	35	26	34	51	18	41	8	13	9		30
Tobacco												
Tobacco	31	46	46	55	35	21	92	23	15	20		58
Vandalism/Theft	87	68	96	86	117	112	88	21	14	15		50
Violence/Assault	361	375	333	492	442	439	335	79	80	98		257
Weapons												
Non-Firearm - Knife	17	11	23	11	15	0	0	0	0	0		0
Other Weapon	7	8	1	3	2	0	0	0	0	0		0
Firearm	1	0	0	0	0	2	0	0	0	0		0
Grand Total	6791	5451	5669	5800	4964	4545	4340	1093	1036	1374		3503

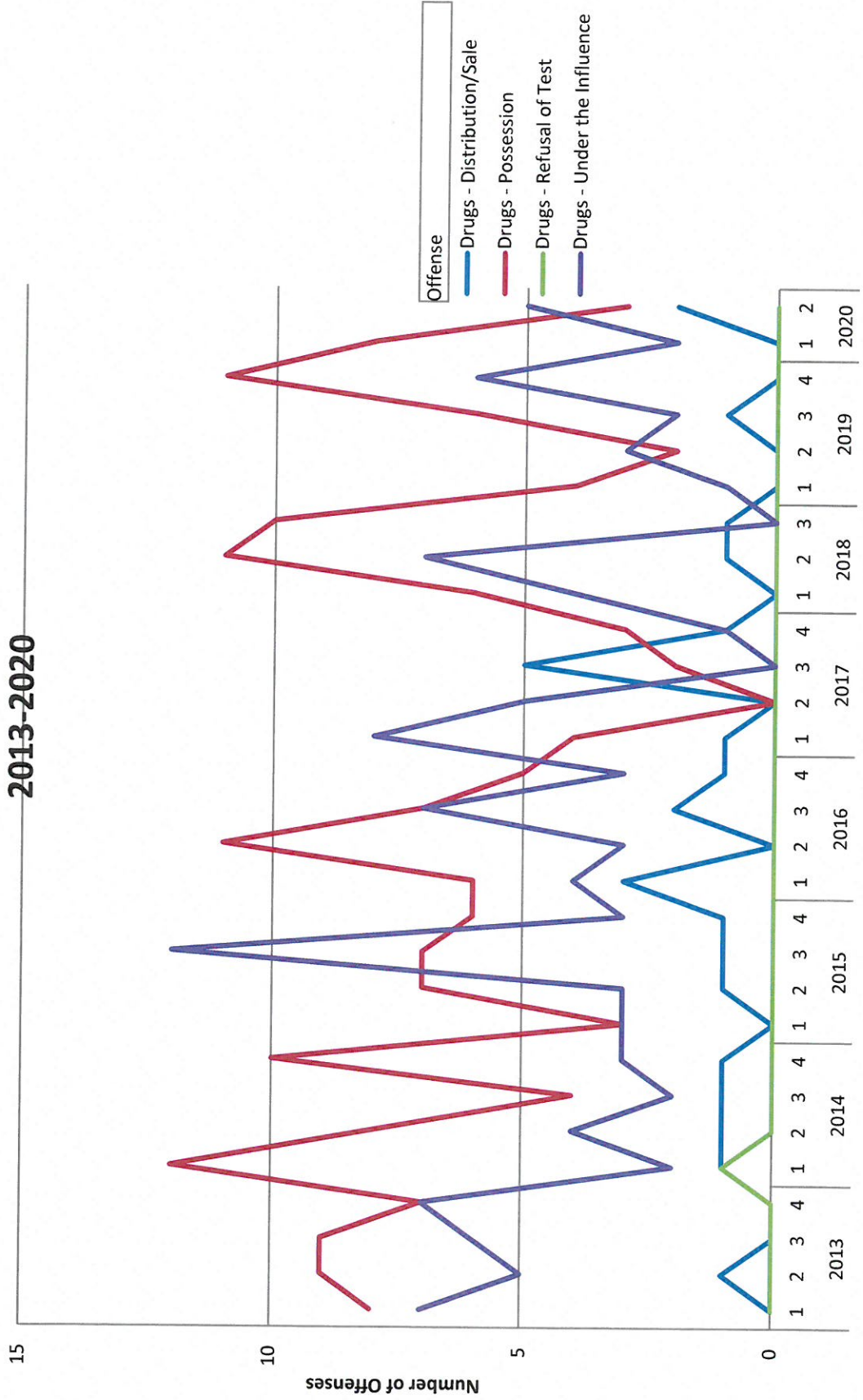
Alcohol Offenses 2013-2020



Tobacco Offenses 2013-2020



Drug Offenses 2013-2020



Weapon Offenses 2013-2020

