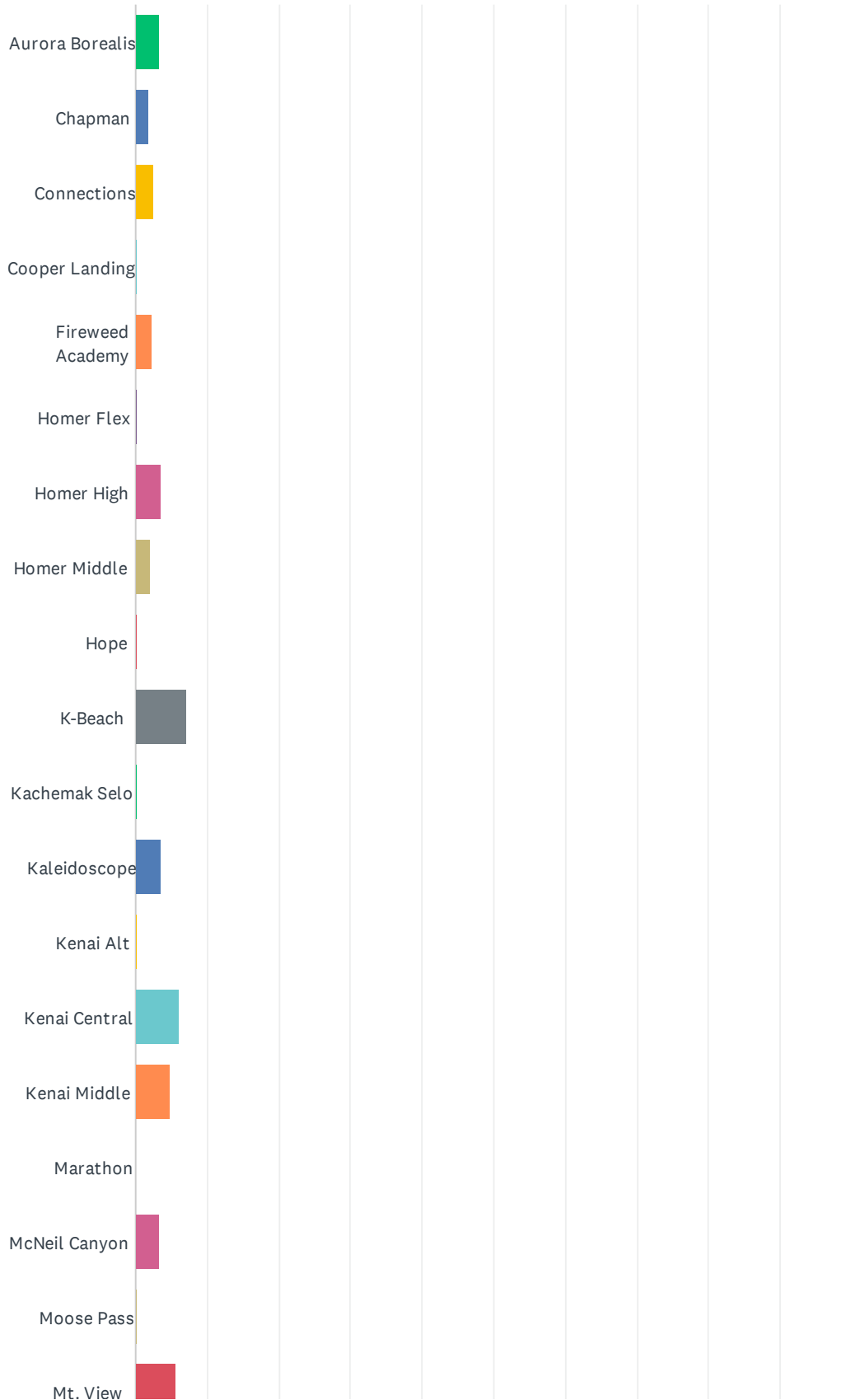
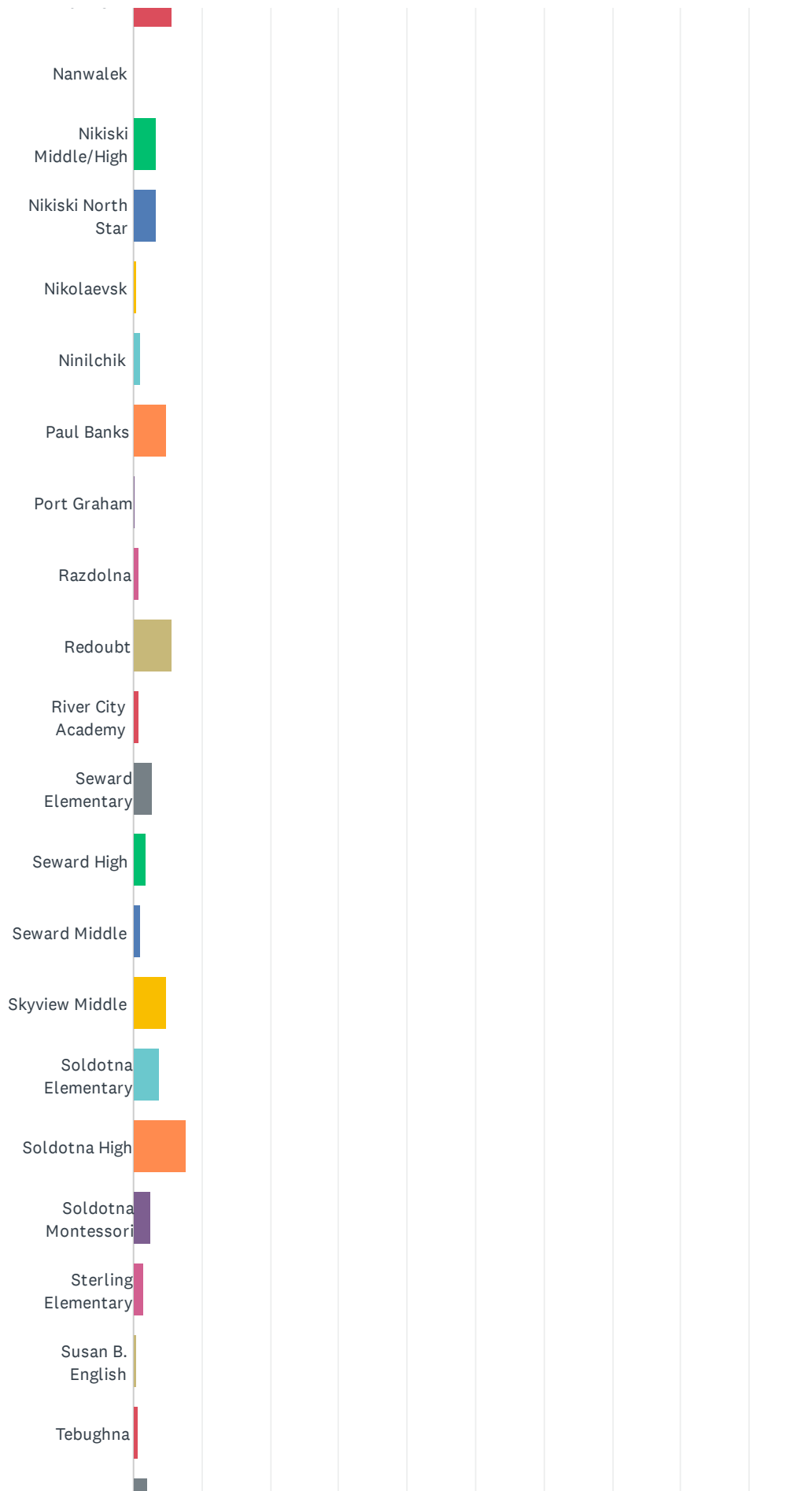


Q1 What school did you (or your child) attend this year?

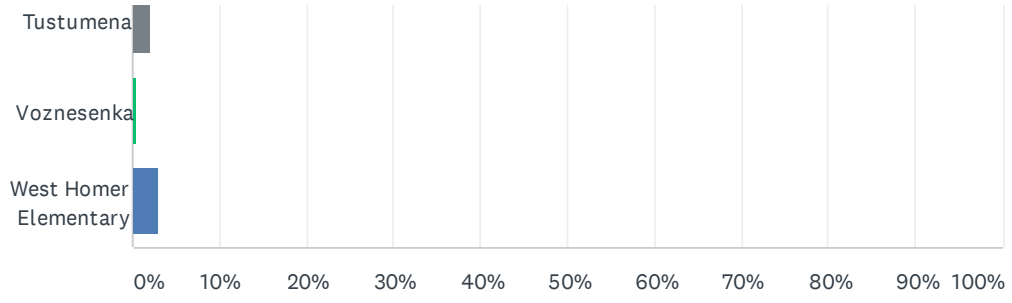
Answered: 2,772 Skipped: 45



KPBSD End of Year Survey for 2019-2020 for Students & Parents/Guardians



KPBSD End of Year Survey for 2019-2020 for Students & Parents/Guardians



KPBSD End of Year Survey for 2019-2020 for Students & Parents/Guardians

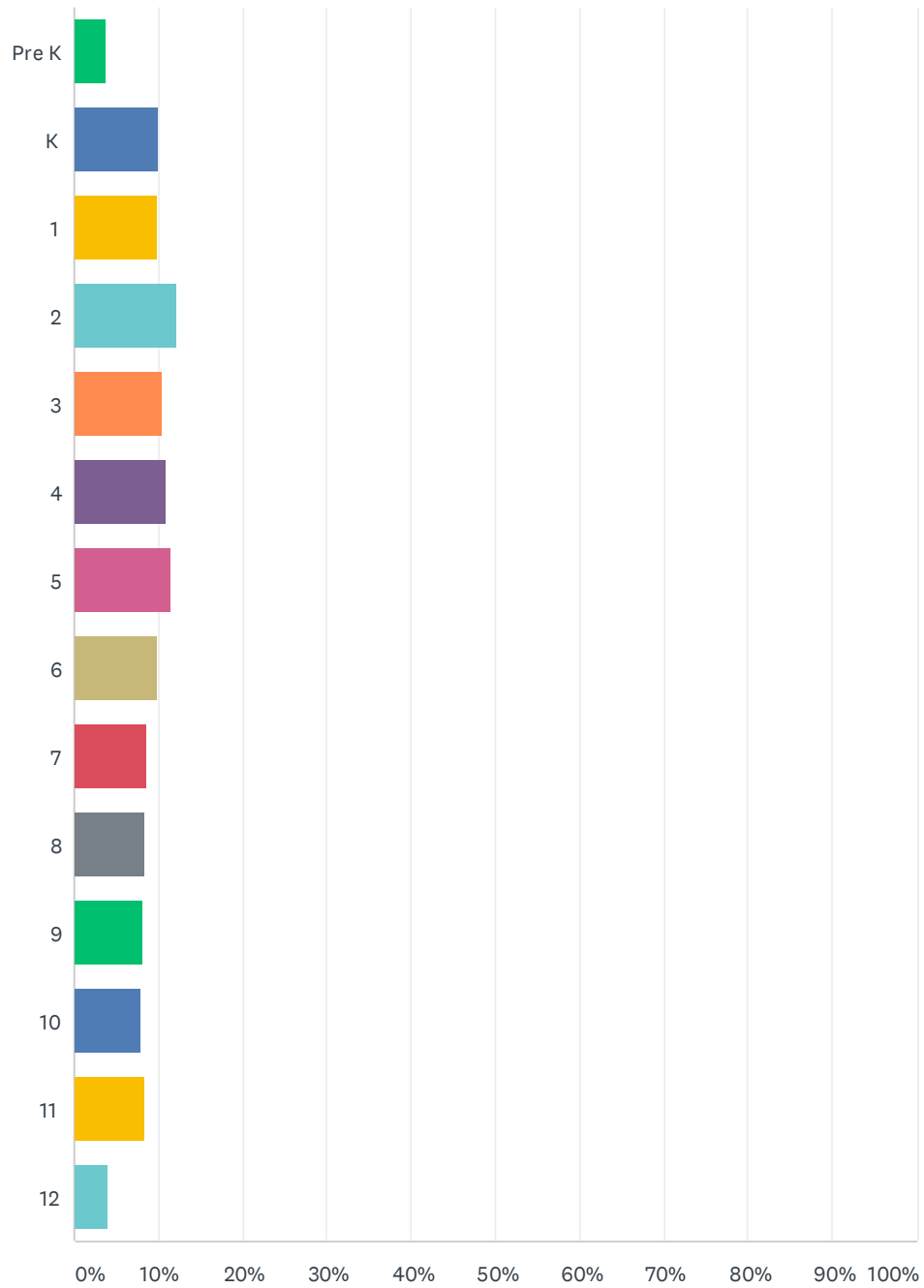
ANSWER CHOICES	RESPONSES	
Aurora Borealis	3.28%	91
Chapman	1.91%	53
Connections	2.45%	68
Cooper Landing	0.25%	7
Fireweed Academy	2.27%	63
Homer Flex	0.11%	3
Homer High	3.64%	101
Homer Middle	2.16%	60
Hope	0.11%	3
K-Beach	7.03%	195
Kachemak Selo	0.14%	4
Kaleidoscope	3.64%	101
Kenai Alt	0.18%	5
Kenai Central	6.10%	169
Kenai Middle	4.76%	132
Marathon	0.00%	0
McNeil Canyon	3.28%	91
Moose Pass	0.14%	4
Mt. View	5.63%	156
Nanwalek	0.07%	2
Nikiski Middle/High	3.32%	92
Nikiski North Star	3.39%	94
Nikolaevsk	0.47%	13
Ninilchik	1.12%	31
Paul Banks	4.73%	131
Port Graham	0.18%	5
Razdolna	0.76%	21
Redoubt	5.56%	154
River City Academy	0.94%	26
Seward Elementary	2.78%	77
Seward High	1.88%	52
Seward Middle	1.01%	28

KPBSD End of Year Survey for 2019-2020 for Students & Parents/Guardians

Skyview Middle	4.83%	134
Soldotna Elementary	3.68%	102
Soldotna High	7.72%	214
Soldotna Montessori	2.42%	67
Sterling Elementary	1.55%	43
Susan B. English	0.47%	13
Tebughna	0.69%	19
Tustumena	2.09%	58
Voznesenka	0.32%	9
West Homer Elementary	2.92%	81
TOTAL		2,772

Q2 What grade were you (or your child) in this year?

Answered: 2,811 Skipped: 6

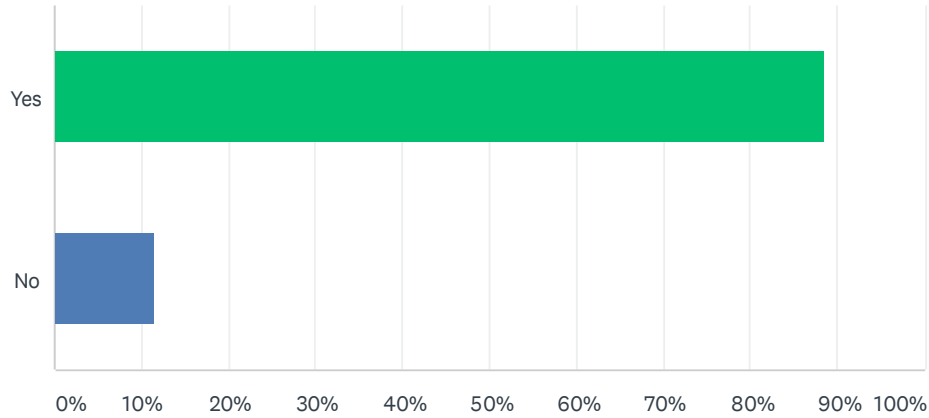


KPBSD End of Year Survey for 2019-2020 for Students & Parents/Guardians

ANSWER CHOICES	RESPONSES	
Pre K	3.84%	108
K	10.03%	282
1	9.85%	277
2	12.06%	339
3	10.46%	294
4	10.89%	306
5	11.45%	322
6	9.78%	275
7	8.61%	242
8	8.29%	233
9	8.25%	232
10	7.93%	223
11	8.47%	238
12	3.88%	109
Total Respondents: 2,811		

Q3 Did you have access to adequate technology (both internet connectivity and device) to continue learning remotely during the fourth quarter of this school year?

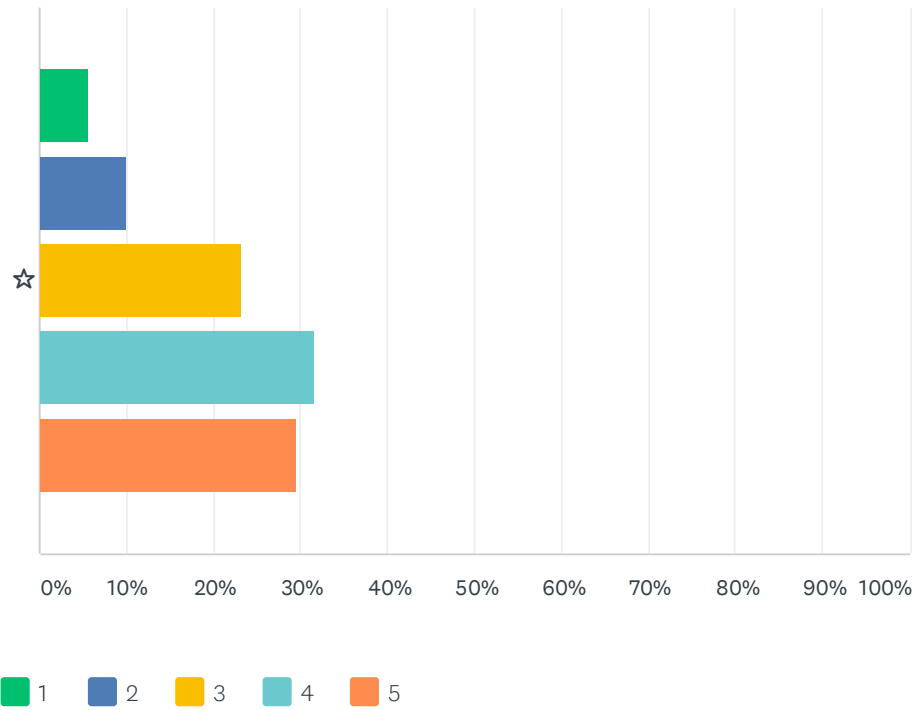
Answered: 2,811 Skipped: 6



ANSWER CHOICES	RESPONSES	
Yes	88.58%	2,490
No	11.42%	321
TOTAL		2,811

Q4 Ease in accessing school and classroom information:

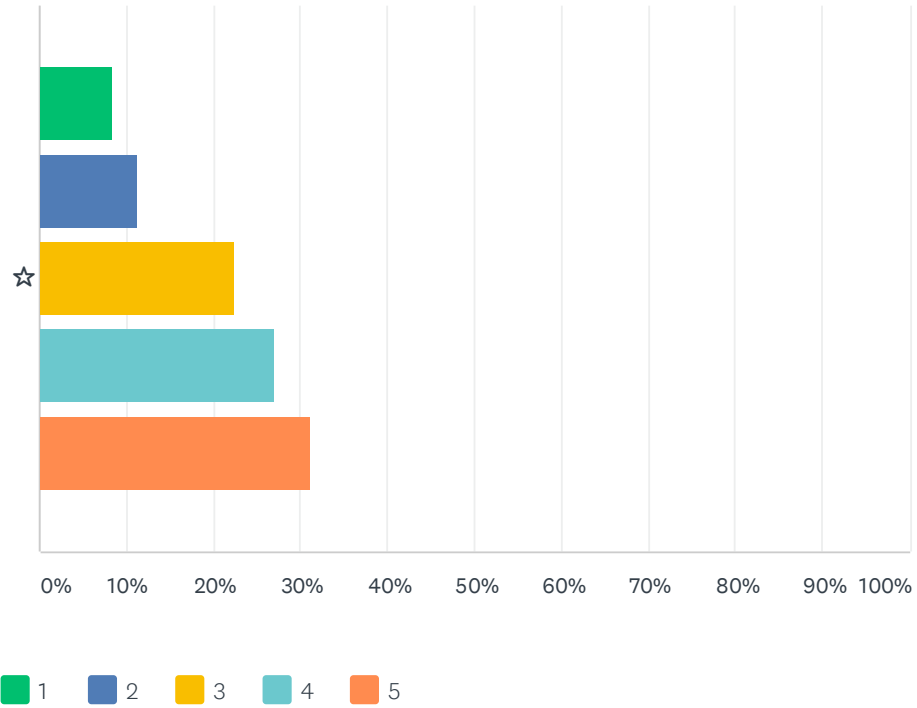
Answered: 2,521 Skipped: 296



	1	2	3	4	5	TOTAL	WEIGHTED AVERAGE
☆	5.71% 144	10.04% 253	23.13% 583	31.54% 795	29.59% 746	2,521	3.69

Q5 Ability to complete assigned work at home:

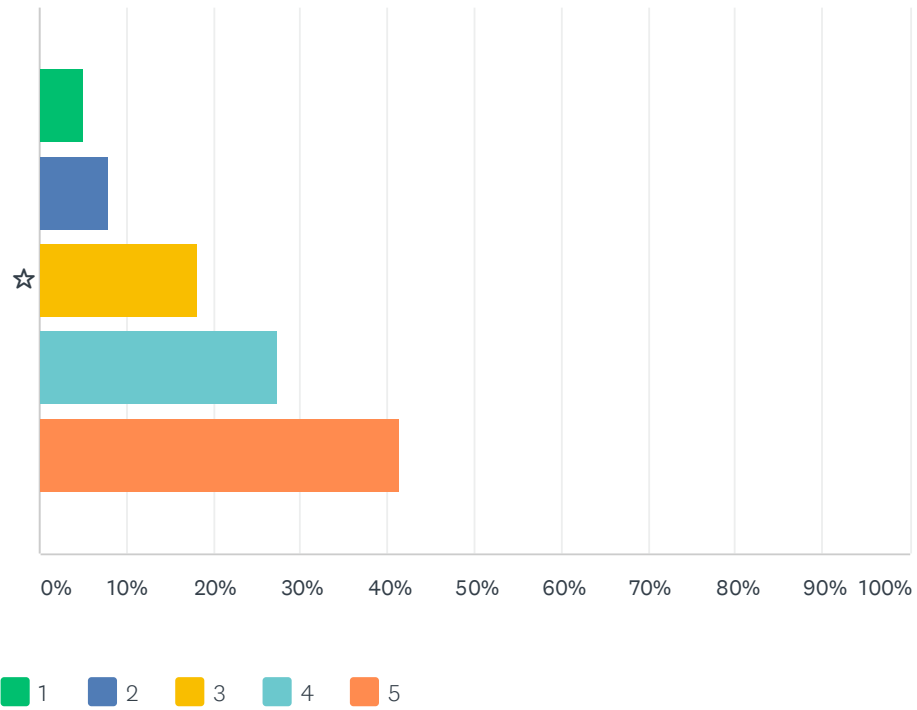
Answered: 2,521 Skipped: 296



	1	2	3	4	5	TOTAL	WEIGHTED AVERAGE
☆	8.29% 209	11.23% 283	22.33% 563	27.05% 682	31.10% 784	2,521	3.61

Q6 Ability to get help from the school or district when needed:

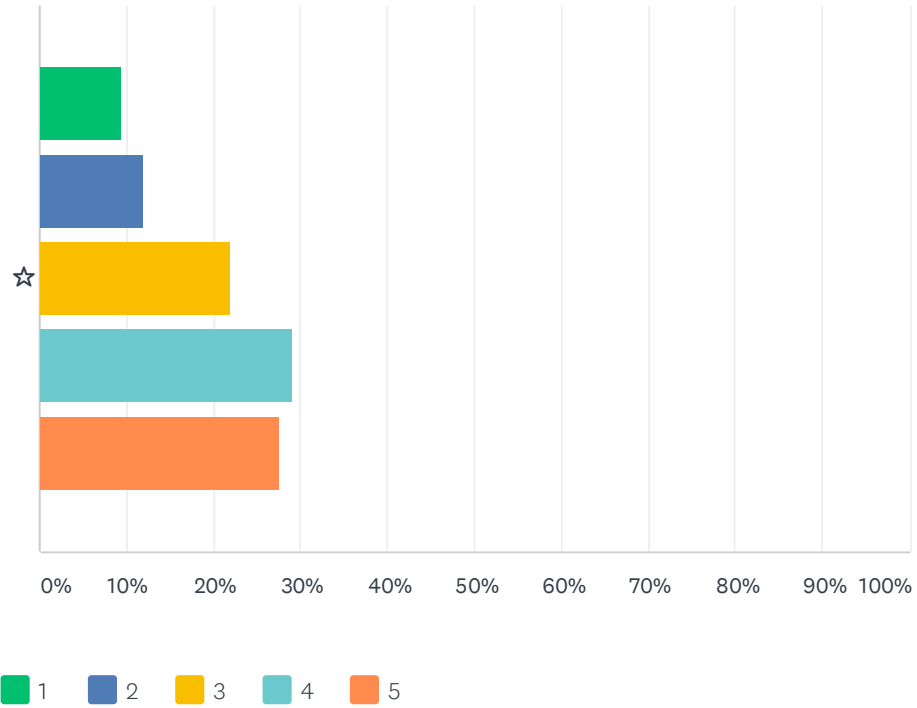
Answered: 2,497 Skipped: 320



	1	2	3	4	5	TOTAL	WEIGHTED AVERAGE
☆	5.09% 127	8.01% 200	18.18% 454	27.35% 683	41.37% 1,033	2,497	3.92

Q7 Ease of accessing online assignments or activities:

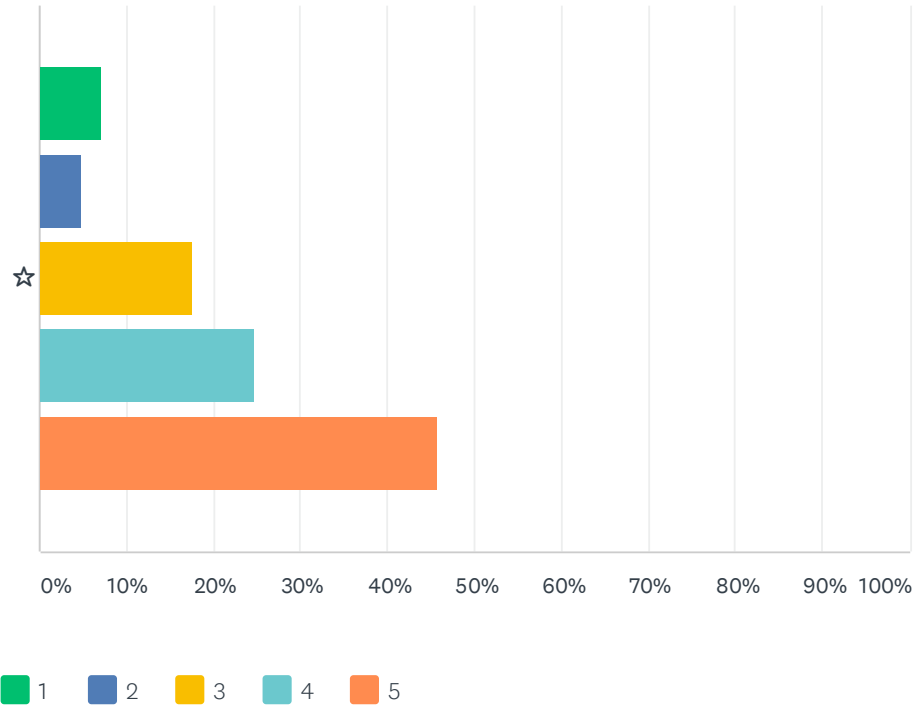
Answered: 2,504 Skipped: 313



	1	2	3	4	5	TOTAL	WEIGHTED AVERAGE
☆	9.42% 236	11.94% 299	22.00% 551	29.11% 729	27.52% 689	2,504	3.53

Q8 Fairness of grading practices

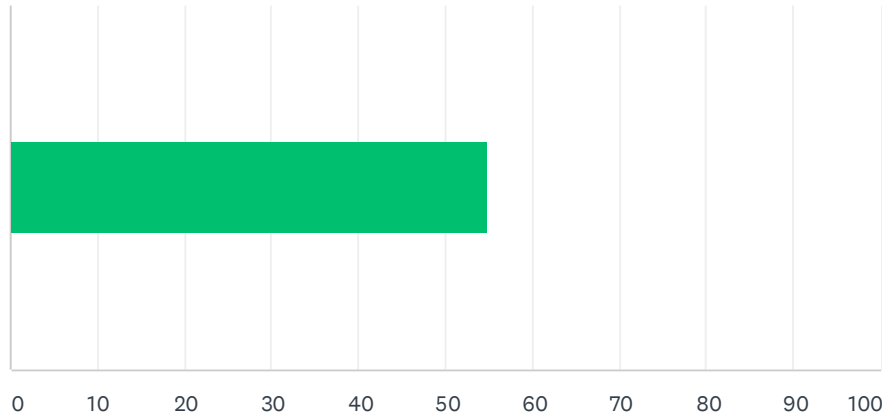
Answered: 2,449 Skipped: 368



	1	2	3	4	5	TOTAL	WEIGHTED AVERAGE
☆	7.10% 174	4.90% 120	17.48% 428	24.74% 606	45.77% 1,121	2,449	3.97

Q9 Reasonableness of work load/assignments:

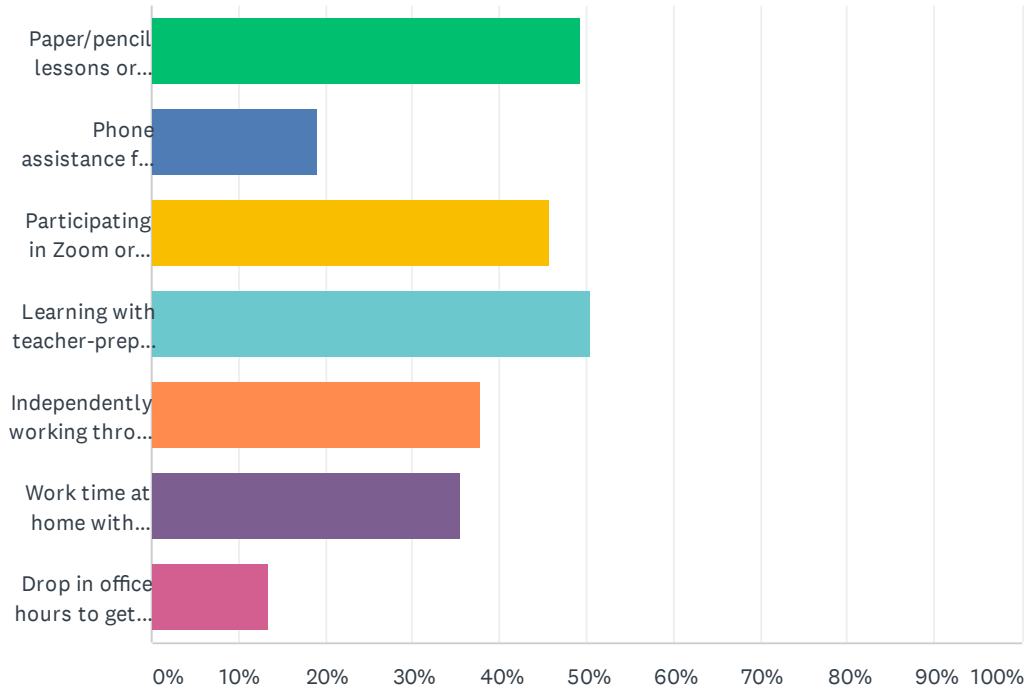
Answered: 2,467 Skipped: 350



ANSWER CHOICES	AVERAGE NUMBER	TOTAL NUMBER	RESPONSES
	55	135,476	2,467
Total Respondents: 2,467			

Q10 Which learning methods worked best?

Answered: 2,492 Skipped: 325



ANSWER CHOICES	RESPONSES	
Paper/pencil lessons or packets	49.40%	1,231
Phone assistance from teacher or other staff	19.06%	475
Participating in Zoom or other online classes (synchronous)	45.83%	1,142
Learning with teacher-prepared or chosen videos to be accessed anytime (asynchronous)	50.48%	1,258
Independently working through course lessons and requirements where I chose the resources I needed	37.84%	943
Work time at home with someone there to help me	35.59%	887
Drop in office hours to get help from a teacher over the computer	13.36%	333
Total Respondents: 2,492		

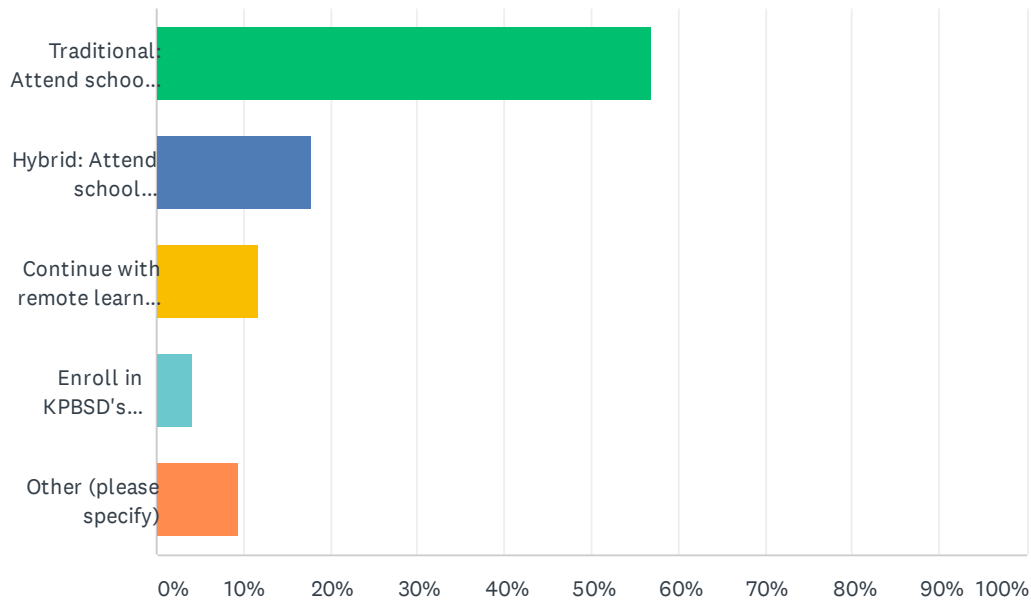
Q11 Your experience with remote learning is important. In the comment box, please share what worked or what didn't work for you during the last quarter of the school year:

Answered: 1,690 Skipped: 1,127

Comments Removed

Q12 When school reopens in August, given what you know right now (and in addition to everything we don't know,) what do you prefer for schooling?

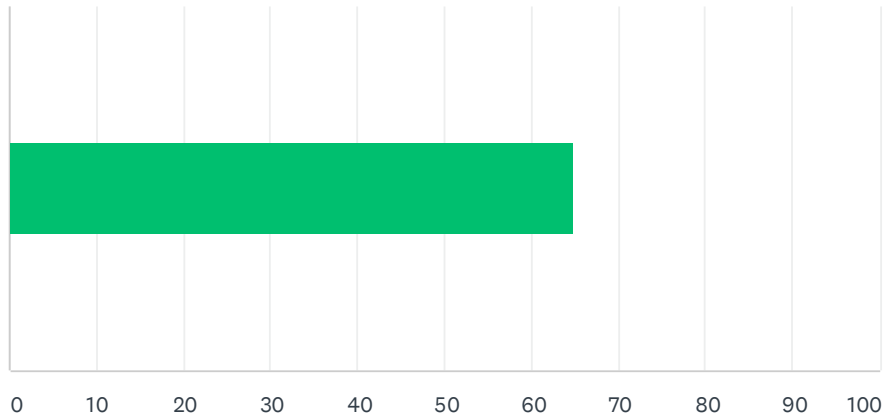
Answered: 2,402 Skipped: 415



ANSWER CHOICES	RESPONSES	
Traditional: Attend school full-time as much as possible, based on state health mandates	56.95%	1,368
Hybrid: Attend school part-time and do remote learning part-time to support social distancing	17.82%	428
Continue with remote learning from home until the public health situation is safer	11.66%	280
Enroll in KPBSD's Connections home school program	4.20%	101
Other (please specify)	9.37%	225
TOTAL		2,402

Q13 How supportive are you for families to choose each quarter or semester whether their children will: attend school 100% in class (traditional model); attend school fully remotely (like spring 2020); or be in class part-time at school and have part-time remote learning at home?

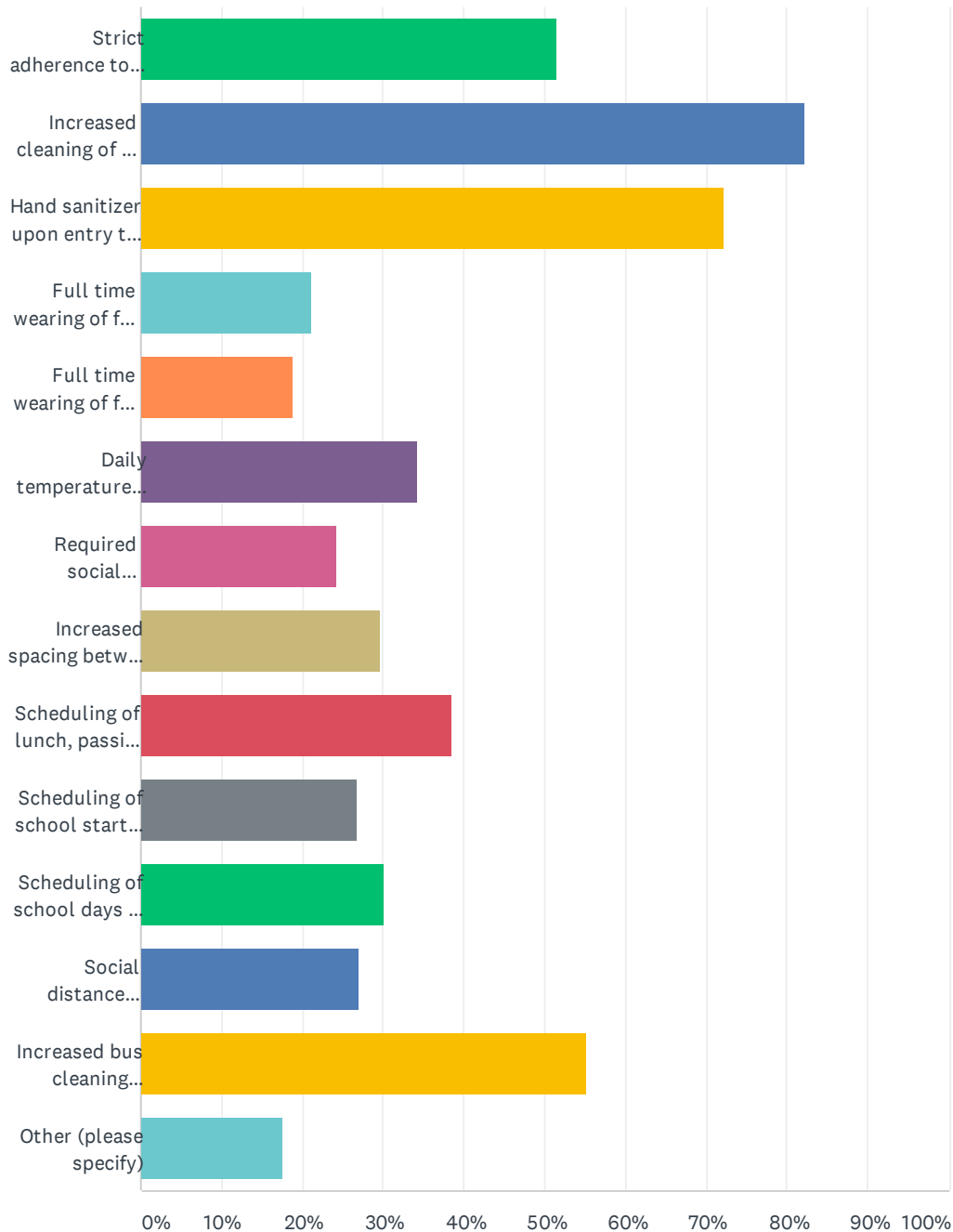
Answered: 2,249 Skipped: 568



ANSWER CHOICES	AVERAGE NUMBER	TOTAL NUMBER	RESPONSES
	65	145,865	2,249
Total Respondents: 2,249			

Q14 What measures do you think are reasonable in schools to support student and staff health, if necessitated by Health Mandate or COVID-19 spread in your community:

Answered: 2,356 Skipped: 461



Q15 What is your biggest concern about starting school next year?

Answered: 1,863 Skipped: 954

Comments Removed