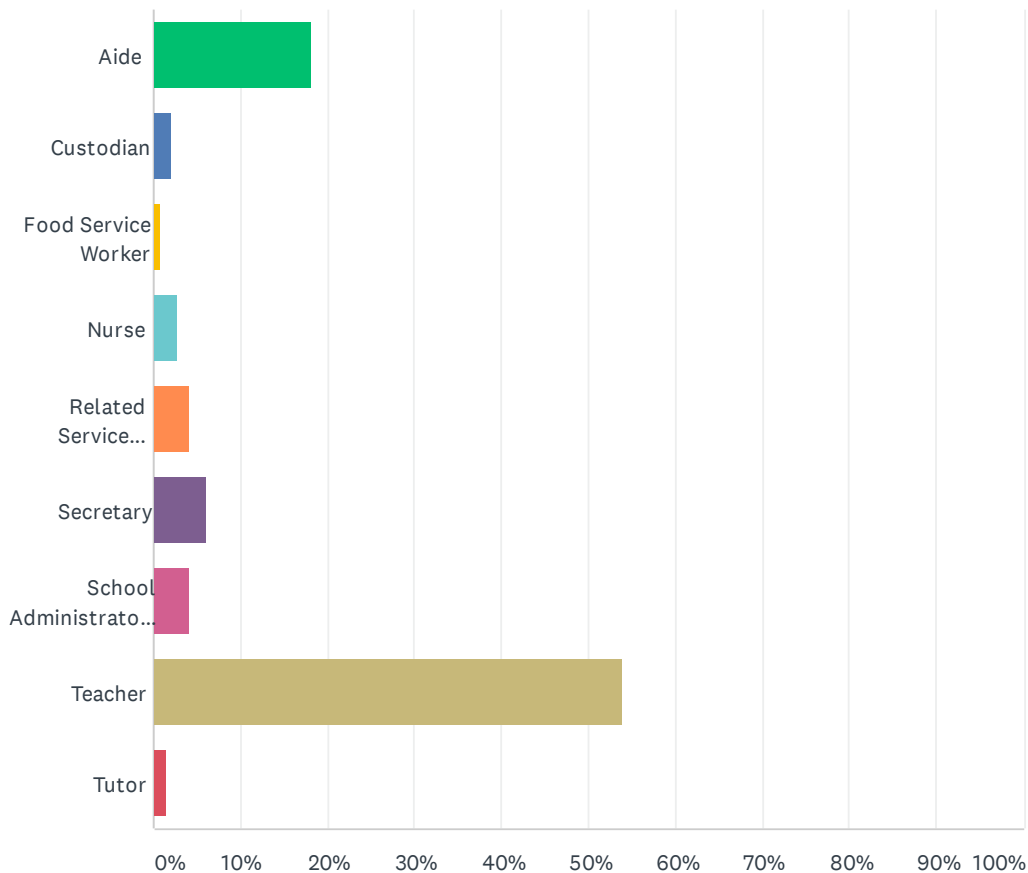


Q1 What is your position with the district? (Check all that apply.)

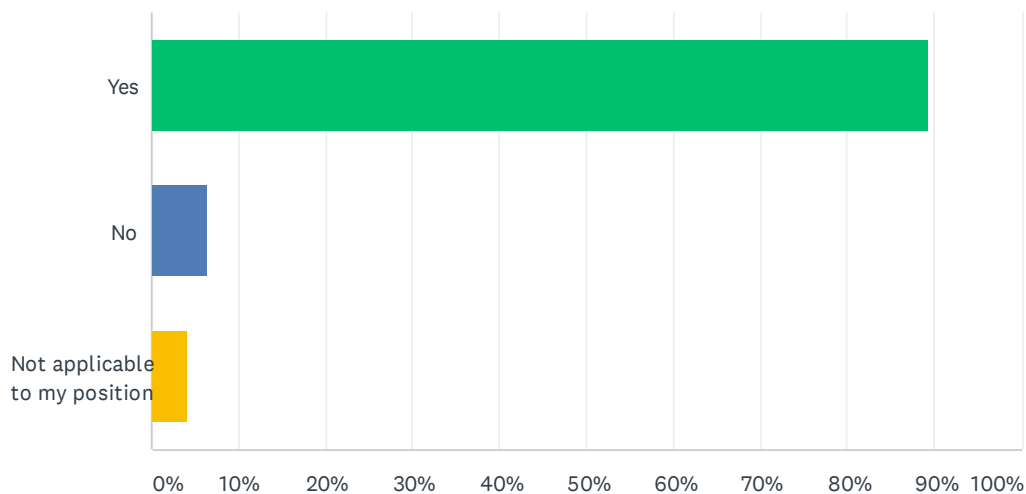
Answered: 866 Skipped: 2



ANSWER CHOICES	RESPONSES	
Aide	18.24%	158
Custodian	2.19%	19
Food Service Worker	0.81%	7
Nurse	2.66%	23
Related Service Provider	4.16%	36
Secretary	6.00%	52
School Administrator or Assistant Administrator	4.27%	37
Teacher	54.04%	468
Tutor	1.39%	12
Total Respondents: 866		

Q2 If your position could accommodate working remotely, did you have access to adequate technology (both internet connectivity and device) to work remotely?

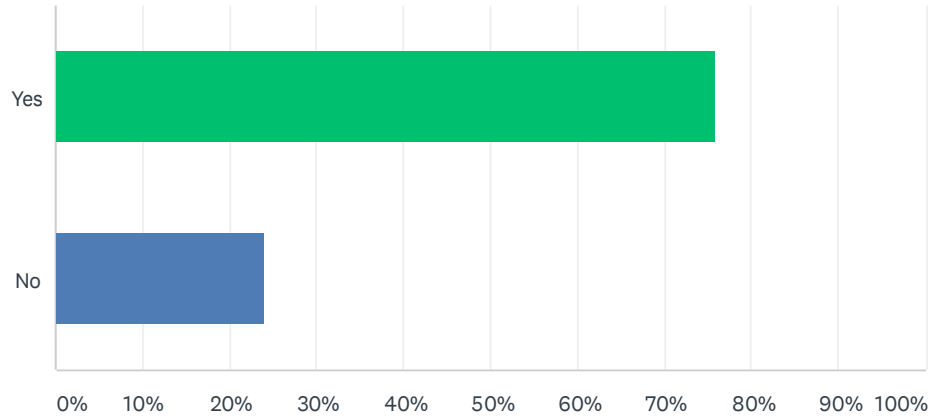
Answered: 864 Skipped: 4



ANSWER CHOICES	RESPONSES	
Yes	89.24%	771
No	6.48%	56
Not applicable to my position	4.28%	37
TOTAL		864

Q3 Did you work remotely?

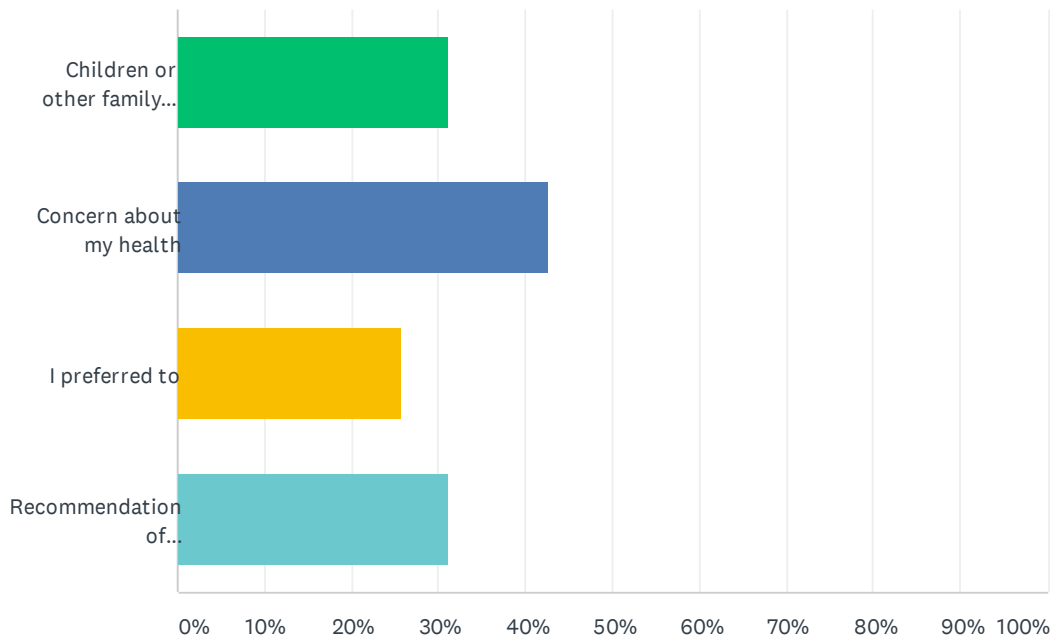
Answered: 865 Skipped: 3



ANSWER CHOICES	RESPONSES	
Yes	75.95%	657
No	24.05%	208
TOTAL		865

Q4 What were the main reasons you worked remotely?

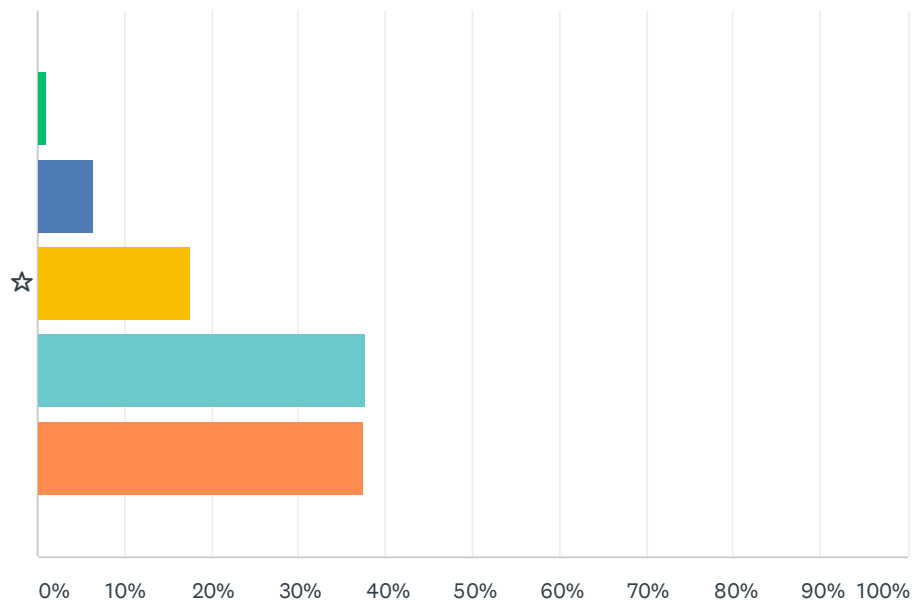
Answered: 775 Skipped: 93



ANSWER CHOICES	RESPONSES	
Children or other family members at home who needed care and supervision	31.23%	242
Concern about my health	42.71%	331
I preferred to	25.81%	200
Recommendation of administrator or supervisor	31.23%	242
Total Respondents: 775		

Q5 Ability to access information about what the district expected from employees:

Answered: 828 Skipped: 40

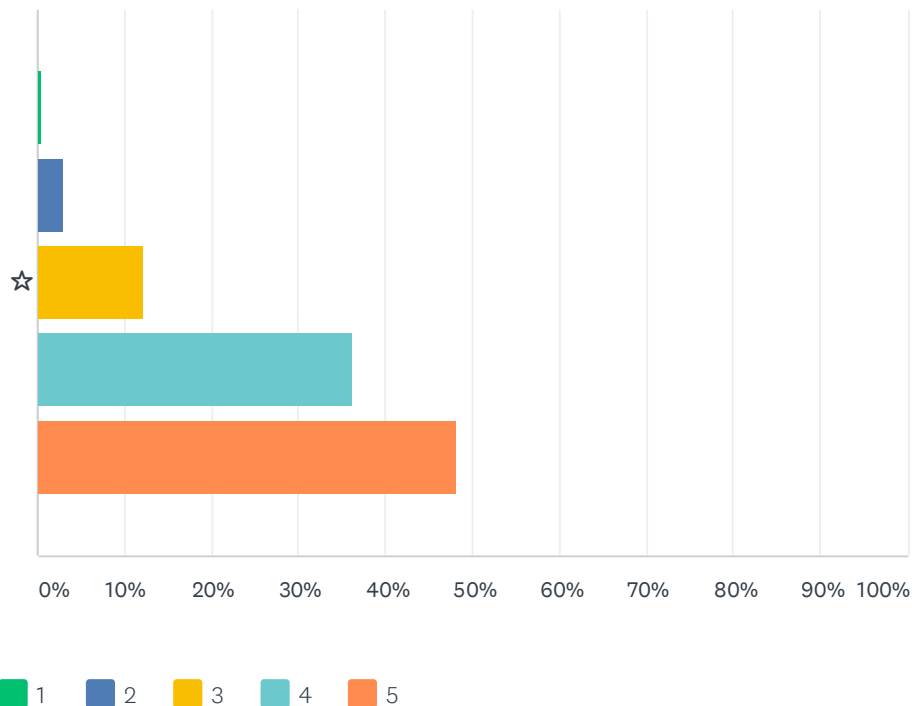


■ 1
 ■ 2
 ■ 3
 ■ 4
 ■ 5

	1	2	3	4	5	TOTAL	WEIGHTED AVERAGE
☆	0.97% 8	6.52% 54	17.51% 145	37.56% 311	37.44% 310	828	4.04

Q6 Ability to complete assigned work:

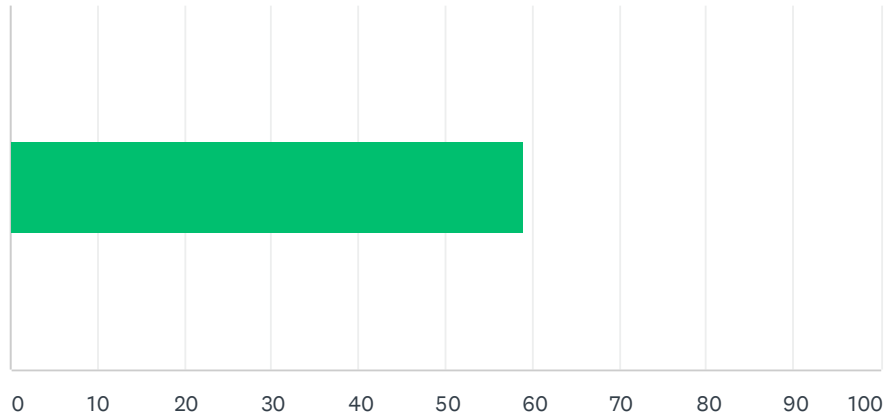
Answered: 826 Skipped: 42



	1	2	3	4	5	TOTAL	WEIGHTED AVERAGE
☆	0.48%	3.03%	12.11%	36.20%	48.18%	826	4.29
	4	25	100	299	398		

Q7 Reasonableness of work load:

Answered: 825 Skipped: 43



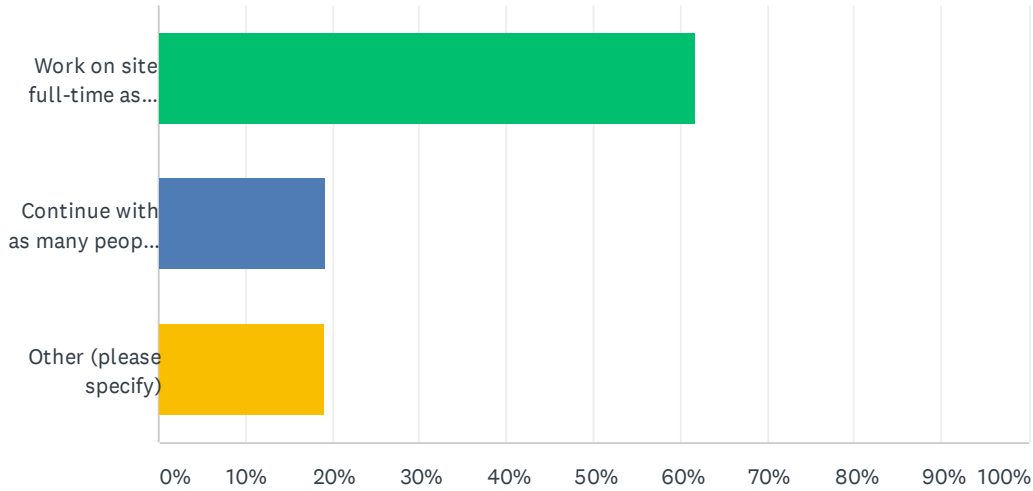
ANSWER CHOICES	AVERAGE NUMBER	TOTAL NUMBER	RESPONSES
	59	48,664	825
Total Respondents: 825			

Q8 Your experience this spring is important. In the comment box, please share what worked or what didn't work for you during the last quarter of the school year.

Answered: 669 Skipped: 199

Q9 In your position as a school district employee, given what you know right now (and in addition to everything we don't know) what scenario for August do you prefer?

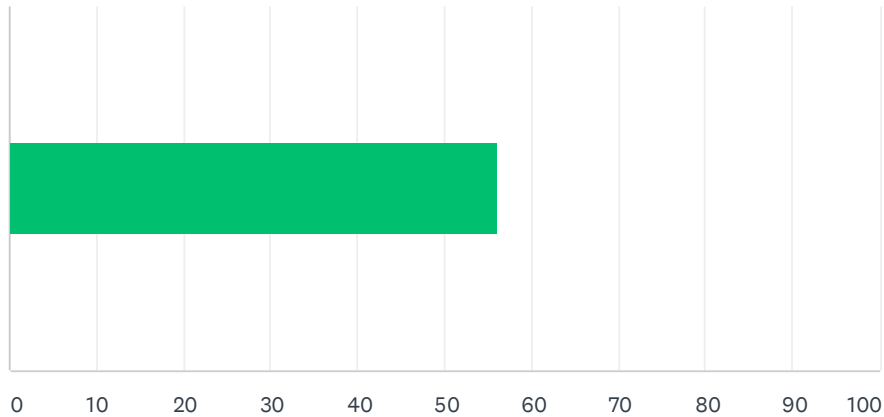
Answered: 804 Skipped: 64



ANSWER CHOICES	RESPONSES
Work on site full-time as much as possible, based on state health mandates	61.69% 496
Continue with as many people as possible remotely working from home, with remote education delivery for students until the public health situation is safer	19.28% 155
Other (please specify)	19.03% 153
TOTAL	804

Q10 How supportive are you for families to choose each quarter or semester whether their children will: attend school 100% in class (traditional model); attend school fully remotely (like spring 2020); or be in class part-time at school and do part-time remote learning at home?

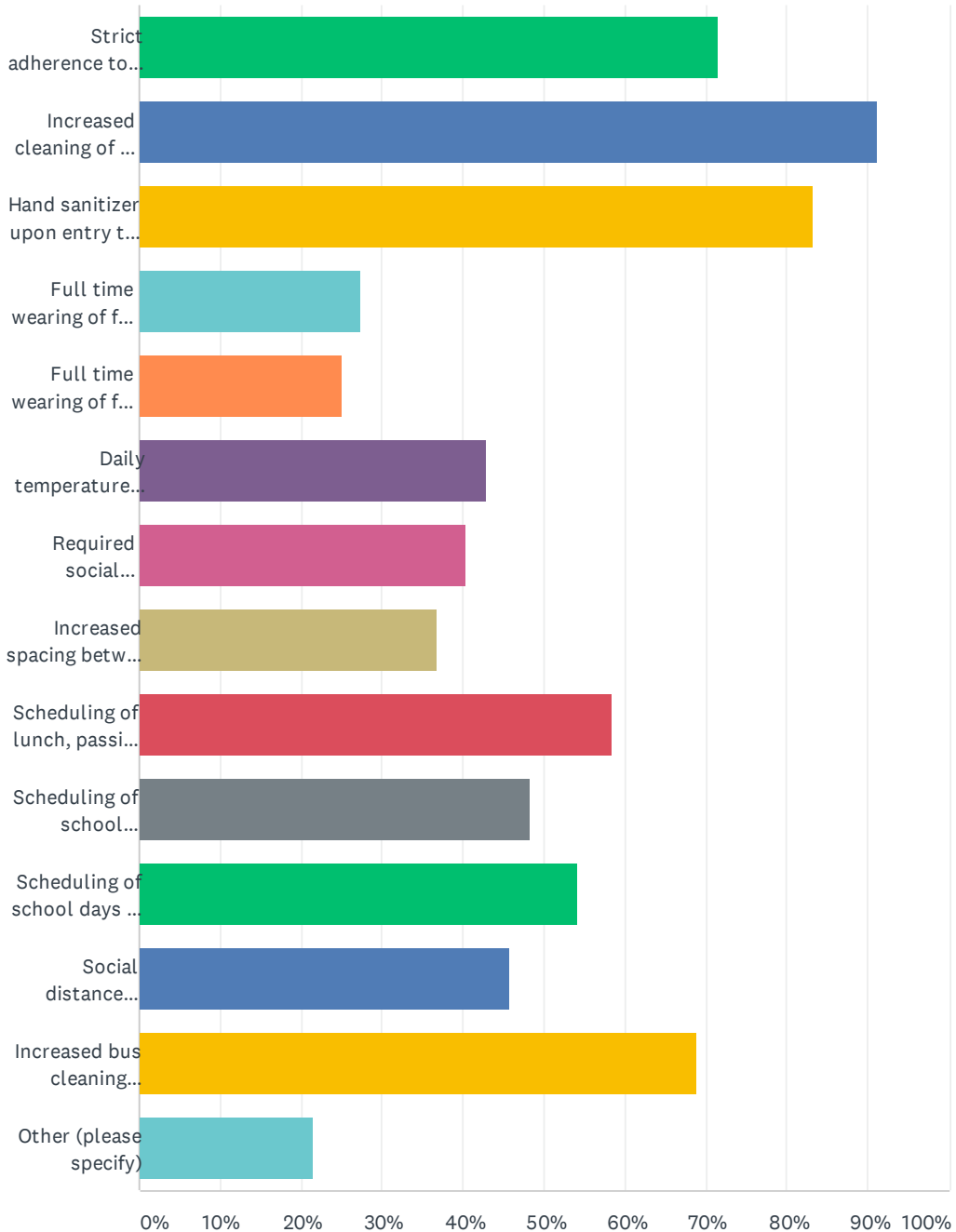
Answered: 764 Skipped: 104



ANSWER CHOICES	AVERAGE NUMBER	TOTAL NUMBER	RESPONSES
	56	42,807	764
Total Respondents: 764			

Q11 What measures do you think are reasonable in schools for supporting student and staff health, if necessitated by Health Mandate or COVID-19 activity in your community:

Answered: 802 Skipped: 66



KPBSD End of Year Survey for 2019-2020 for Staff

ANSWER CHOICES	RESPONSES	
Strict adherence to a Symptom Free Schools environment	71.45%	573
Increased cleaning of all frequent touch points	91.15%	731
Hand sanitizer upon entry to school and at any frequent touch points	83.29%	668
Full time wearing of face masks by staff	27.31%	219
Full time wearing of face masks by students	25.06%	201
Daily temperature checks	42.89%	344
Required social distancing during lunch, passing periods, recess	40.40%	324
Increased spacing between student storage of outer wear and school materials	36.91%	296
Scheduling of lunch, passing periods, and recess to reduce #s of students present	58.35%	468
Scheduling of school start/end times to reduce #s of students present	48.25%	387
Scheduling of school days of the week to reduce #s of students present	54.24%	435
Social distance seating on busses	45.89%	368
Increased bus cleaning between A.M. and P.M. runs	68.83%	552
Other (please specify)	21.57%	173
Total Respondents: 802		

Q12 What is your biggest concern about starting school next year?

Answered: 744 Skipped: 124

Q13 Is there anything else you'd like KPBSD to know? If yes, enter it here. If not, click "done" below.

Answered: 336 Skipped: 532

Q14 What is something unexpected that you learned or want to celebrate from the two+ month shift to remote learning this spring?

Answered: 536 Skipped: 332