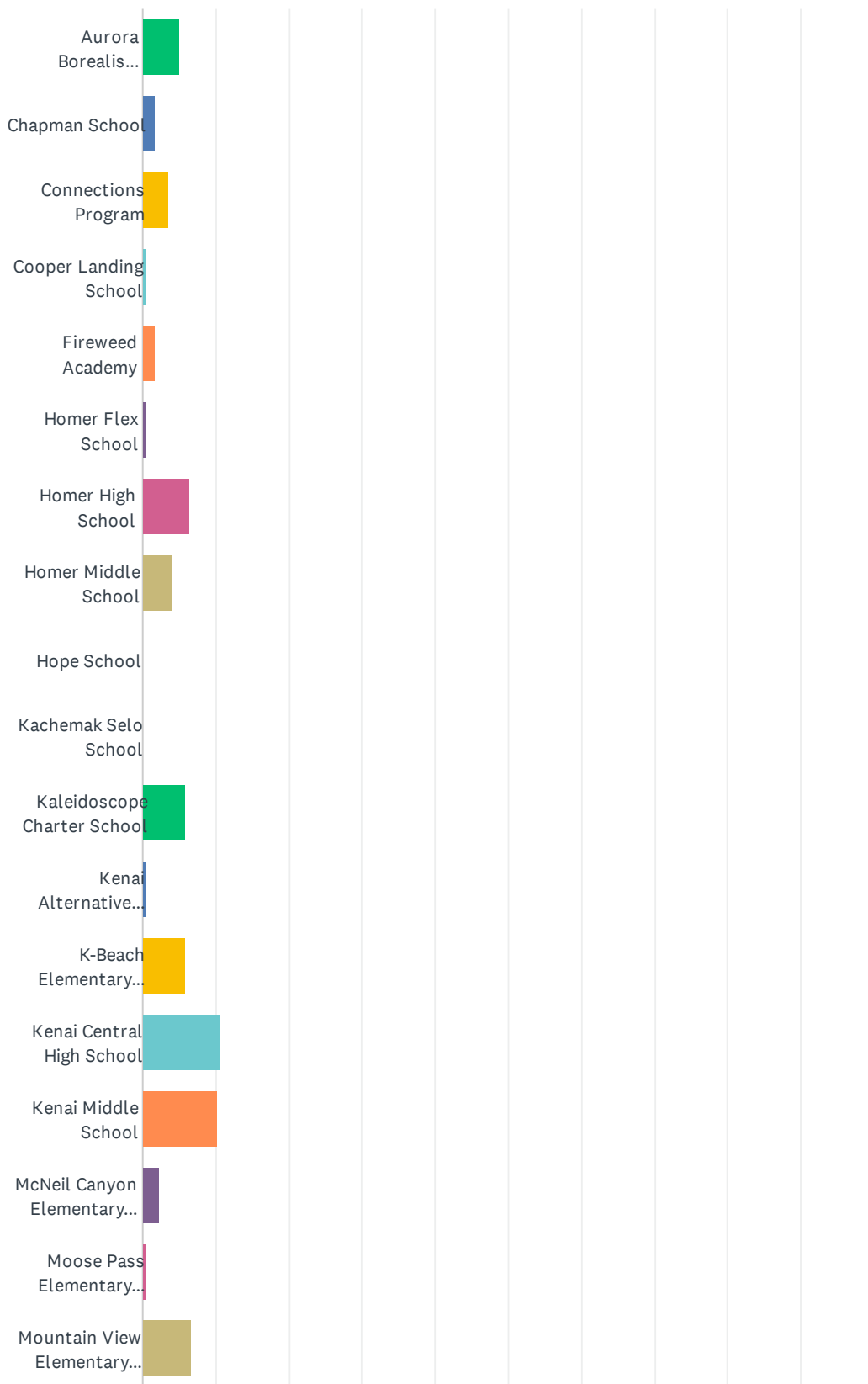


**Q1 Please provide your first and last name.**

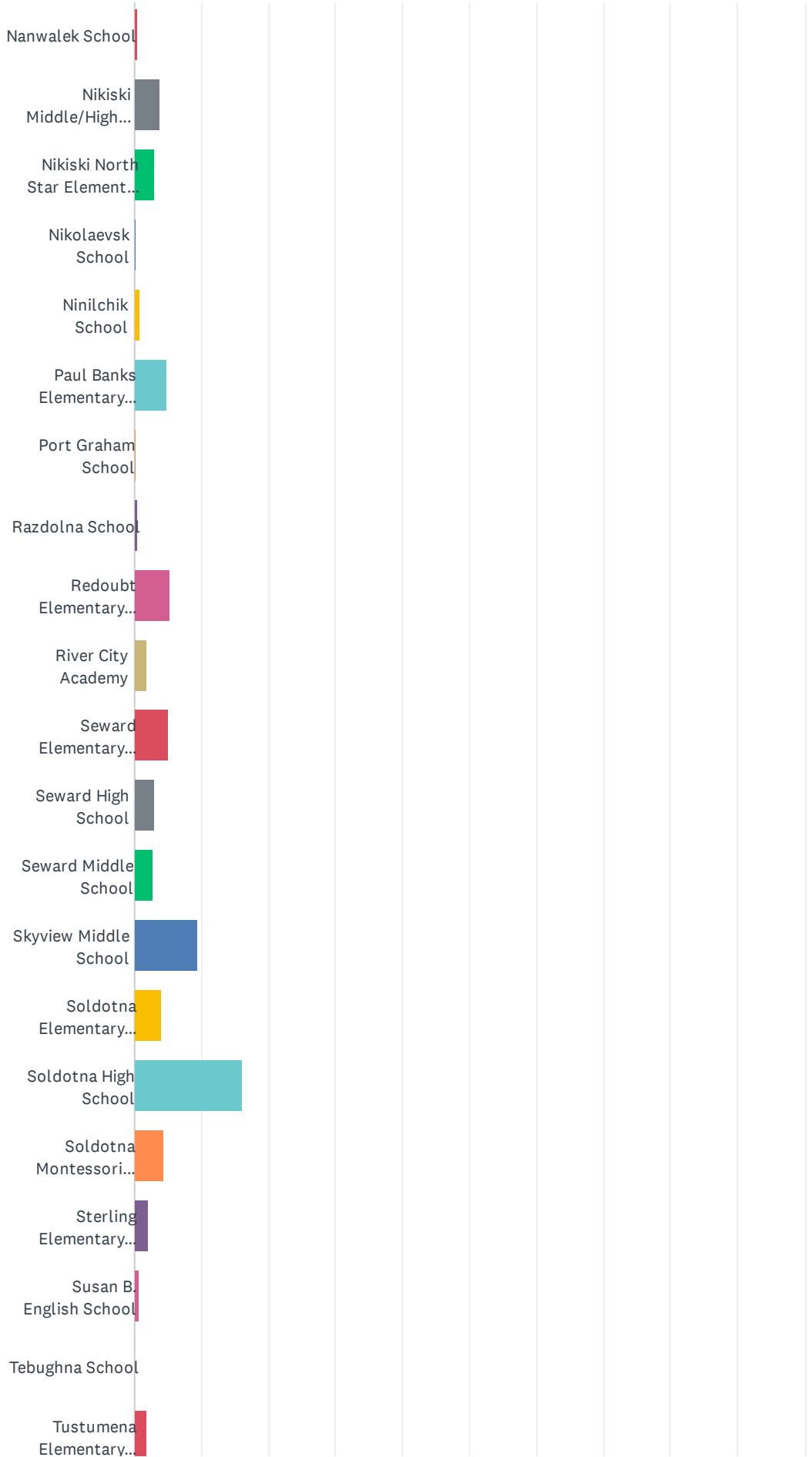
Answered: 2,535 Skipped: 0

## Q2 Which school does your child attend? You may select more than one school for multiple children.

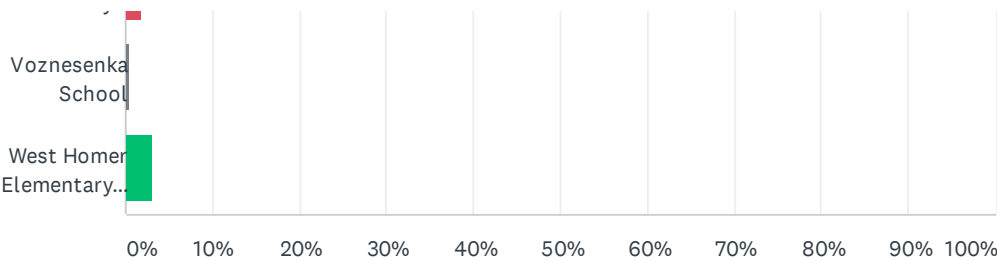
Answered: 2,535 Skipped: 0



# How to Open KPBSD Schools to Onsite At School Learning during High Risk COVID-19 Levels



How to Open KPBSD Schools to Onsite At School Learning during High Risk COVID-19 Levels



## How to Open KPBSD Schools to Onsite At School Learning during High Risk COVID-19 Levels

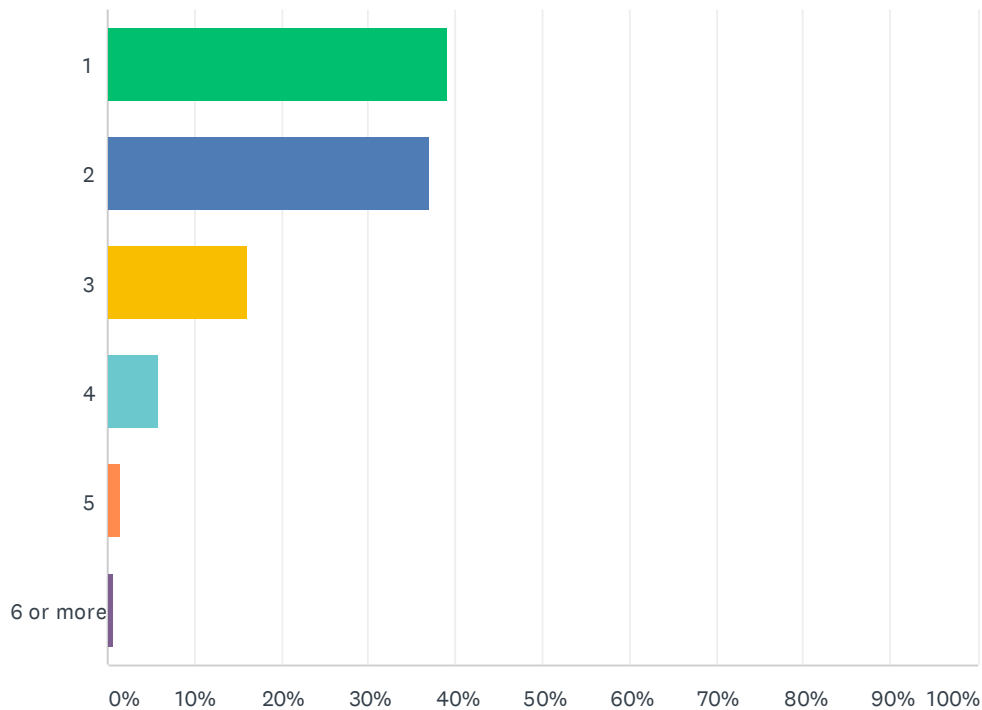
| ANSWER CHOICES                       | RESPONSES |     |
|--------------------------------------|-----------|-----|
| Aurora Borealis Charter School       | 5.01%     | 127 |
| Chapman School                       | 1.58%     | 40  |
| Connections Program                  | 3.55%     | 90  |
| Cooper Landing School                | 0.47%     | 12  |
| Fireweed Academy                     | 1.74%     | 44  |
| Homer Flex School                    | 0.43%     | 11  |
| Homer High School                    | 6.51%     | 165 |
| Homer Middle School                  | 4.26%     | 108 |
| Hope School                          | 0.00%     | 0   |
| Kachemak Selo School                 | 0.08%     | 2   |
| Kaleidoscope Charter School          | 5.88%     | 149 |
| Kenai Alternative School             | 0.39%     | 10  |
| K-Beach Elementary School            | 5.92%     | 150 |
| Kenai Central High School            | 10.77%    | 273 |
| Kenai Middle School                  | 10.22%    | 259 |
| McNeil Canyon Elementary School      | 2.25%     | 57  |
| Moose Pass Elementary School         | 0.39%     | 10  |
| Mountain View Elementary School      | 6.63%     | 168 |
| Nanwalek School                      | 0.32%     | 8   |
| Nikiski Middle/High School           | 3.79%     | 96  |
| Nikiski North Star Elementary School | 2.88%     | 73  |
| Nikolaevsk School                    | 0.28%     | 7   |
| Ninilchik School                     | 0.91%     | 23  |
| Paul Banks Elementary School         | 4.85%     | 123 |
| Port Graham School                   | 0.24%     | 6   |
| Razdolna School                      | 0.39%     | 10  |
| Redoubt Elementary School            | 5.13%     | 130 |
| River City Academy                   | 1.85%     | 47  |
| Seward Elementary School             | 5.05%     | 128 |
| Seward High School                   | 2.84%     | 72  |
| Seward Middle School                 | 2.68%     | 68  |
| Skyview Middle School                | 9.47%     | 240 |

## How to Open KPBSD Schools to Onsite At School Learning during High Risk COVID-19 Levels

|                                    |        |     |
|------------------------------------|--------|-----|
| Soldotna Elementary School         | 3.91%  | 99  |
| Soldotna High School               | 16.21% | 411 |
| Soldotna Montessori Charter School | 4.30%  | 109 |
| Sterling Elementary School         | 2.05%  | 52  |
| Susan B. English School            | 0.63%  | 16  |
| Tebughna School                    | 0.00%  | 0   |
| Tustumena Elementary School        | 1.93%  | 49  |
| Voznesenka School                  | 0.51%  | 13  |
| West Homer Elementary School       | 3.12%  | 79  |
| Total Respondents: 2,535           |        |     |

### Q3 Number of students in KPBSD schools:

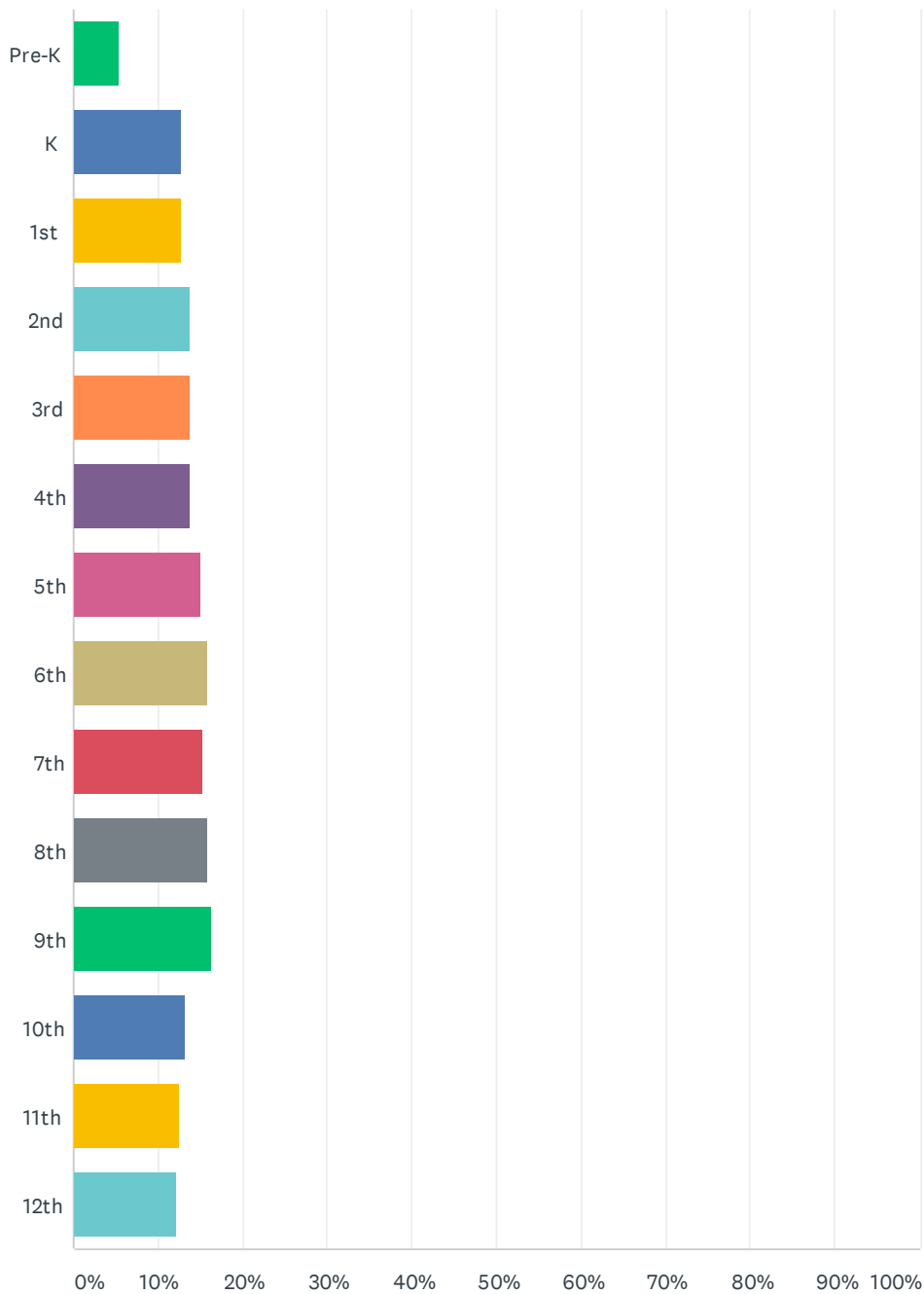
Answered: 2,509 Skipped: 26



| ANSWER CHOICES | RESPONSES |              |
|----------------|-----------|--------------|
| 1              | 39.02%    | 979          |
| 2              | 36.95%    | 927          |
| 3              | 16.06%    | 403          |
| 4              | 5.78%     | 145          |
| 5              | 1.47%     | 37           |
| 6 or more      | 0.72%     | 18           |
| <b>TOTAL</b>   |           | <b>2,509</b> |

### Q4 Please select the grade level(s) of your student(s):

Answered: 2,436 Skipped: 99

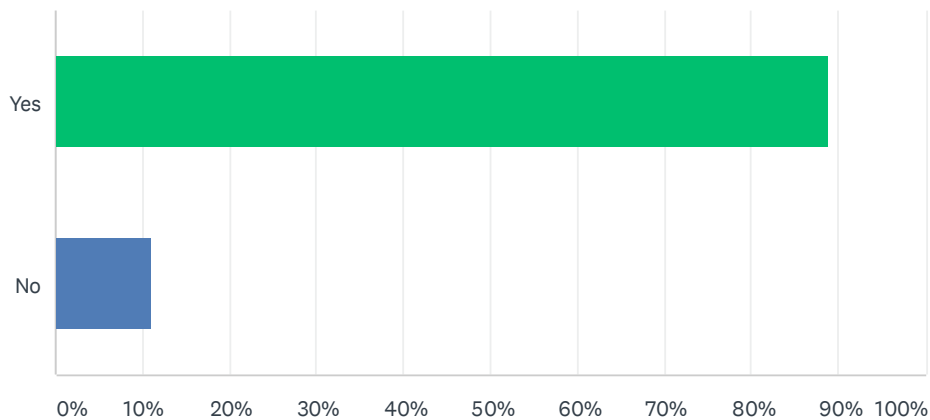


## How to Open KPBSD Schools to Onsite At School Learning during High Risk COVID-19 Levels

| ANSWER CHOICES           | RESPONSES |     |
|--------------------------|-----------|-----|
| Pre-K                    | 5.34%     | 130 |
| K                        | 12.77%    | 311 |
| 1st                      | 12.85%    | 313 |
| 2nd                      | 13.71%    | 334 |
| 3rd                      | 13.83%    | 337 |
| 4th                      | 13.88%    | 338 |
| 5th                      | 15.02%    | 366 |
| 6th                      | 15.85%    | 386 |
| 7th                      | 15.19%    | 370 |
| 8th                      | 15.89%    | 387 |
| 9th                      | 16.22%    | 395 |
| 10th                     | 13.22%    | 322 |
| 11th                     | 12.56%    | 306 |
| 12th                     | 12.07%    | 294 |
| Total Respondents: 2,436 |           |     |

### Q5 Prior to the community going to a Red-High Risk operation level, did your child attend school in person?

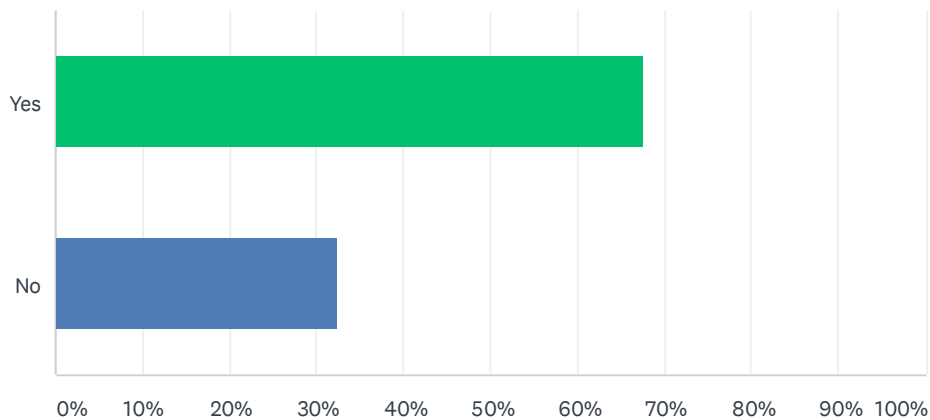
Answered: 2,429 Skipped: 106



| ANSWER CHOICES | RESPONSES |       |
|----------------|-----------|-------|
| Yes            | 88.93%    | 2,160 |
| No             | 11.07%    | 269   |
| TOTAL          |           | 2,429 |

### Q6 I would be comfortable bringing ALL students back into the building during Red High Risk operation levels.

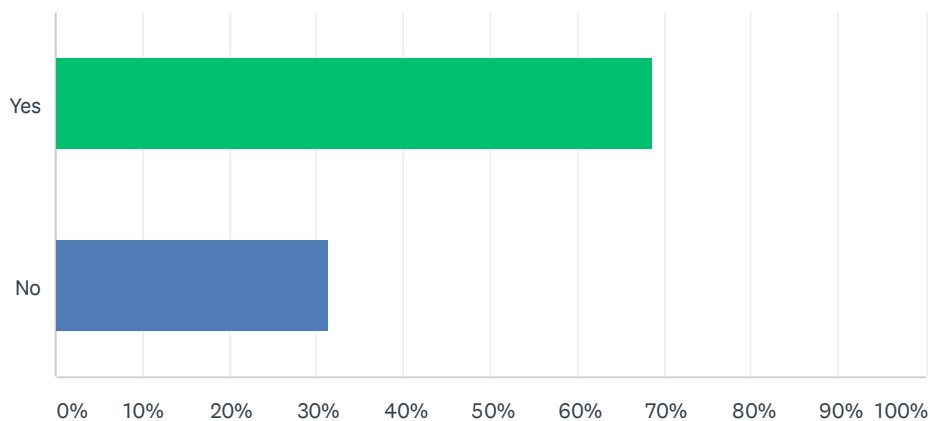
Answered: 2,407 Skipped: 128



| ANSWER CHOICES | RESPONSES |       |
|----------------|-----------|-------|
| Yes            | 67.64%    | 1,628 |
| No             | 32.36%    | 779   |
| TOTAL          |           | 2,407 |

**Q7 A/B Option (only half of students attending each day to allow for more physical distancing): I would be comfortable with students attending school onsite in an A/B schedule during Red High Risk operation levels.**

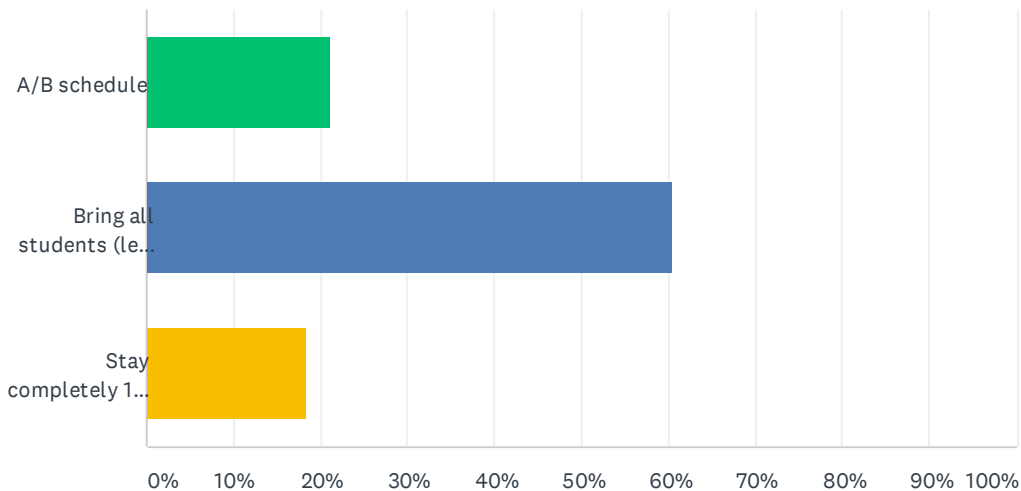
Answered: 2,321 Skipped: 214



| ANSWER CHOICES | RESPONSES |       |
|----------------|-----------|-------|
| Yes            | 68.63%    | 1,593 |
| No             | 31.37%    | 728   |
| TOTAL          |           | 2,321 |

### Q8 What is your preference (please choose one)

Answered: 2,409 Skipped: 126



| ANSWER CHOICES  | RESPONSES    |
|---|--------------|
| A/B schedule  | 21.05% 507   |
| Bring all students (less those who choose 100% Remote Learning) back into the school every day  | 60.48% 1,457 |
| Stay completely 100% Remote Learning (except PreK, Kindergarten and students in Special Education Intensive Needs) until the risk level is medium (yellow) or low (green) | 18.47% 445   |
| <b>TOTAL</b>  | <b>2,409</b> |

## Q9 Do you have any comments, concerns or thoughts to share?

Answered: 1,356 Skipped: 1,179