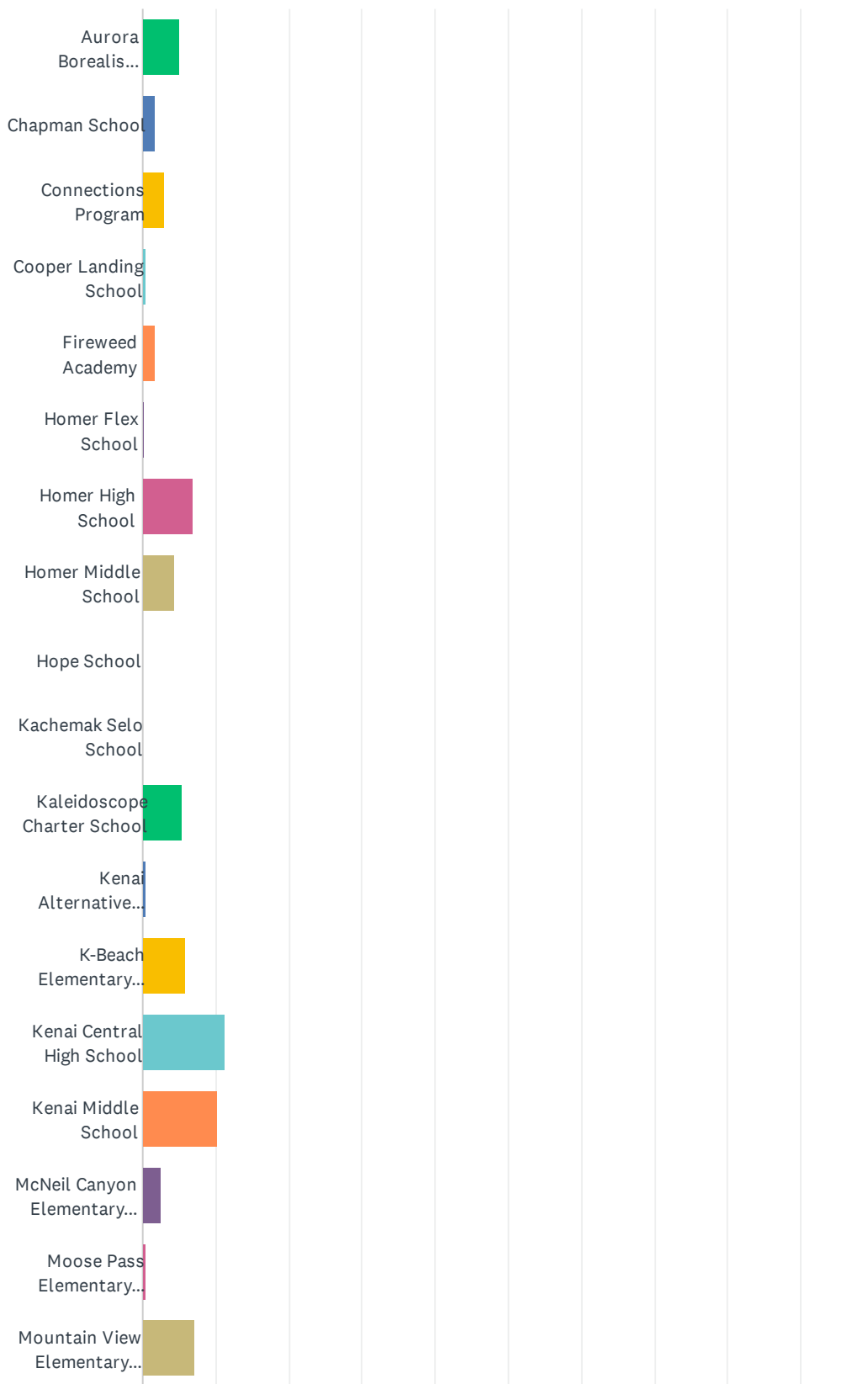


## Q1 Please provide your first and last name.

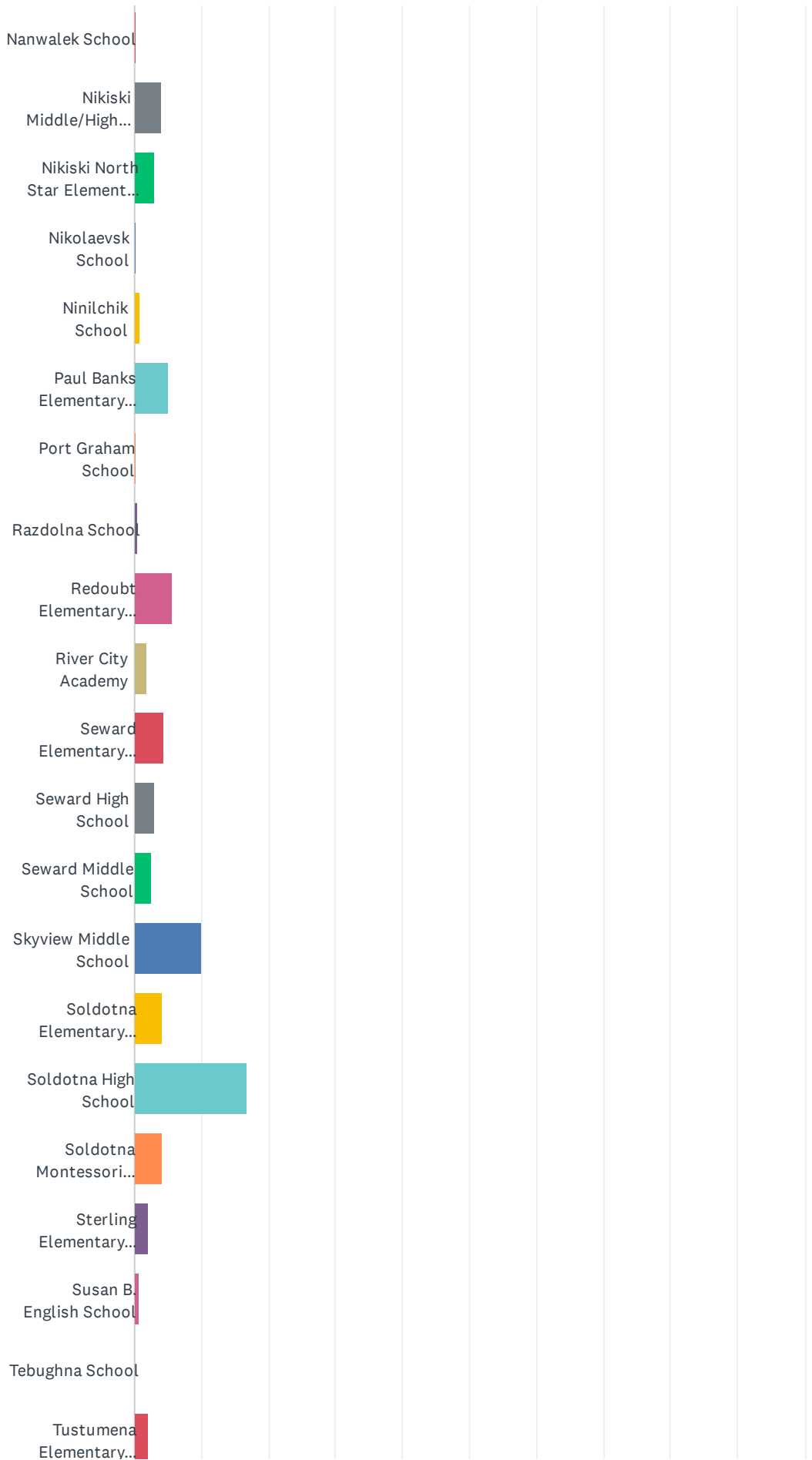
Answered: 2,161 Skipped: 0

## Q2 Which school does your child attend? You may select more than one school for multiple children.

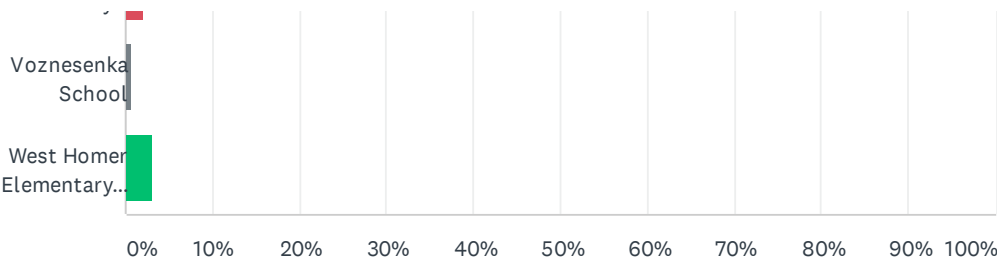
Answered: 2,161 Skipped: 0



# How to Open KPBSD Schools to Onsite At School Learning during High Risk COVID-19 Levels



How to Open KPBSD Schools to Onsite At School Learning during High Risk COVID-19 Levels



## How to Open KPBSD Schools to Onsite At School Learning during High Risk COVID-19 Levels

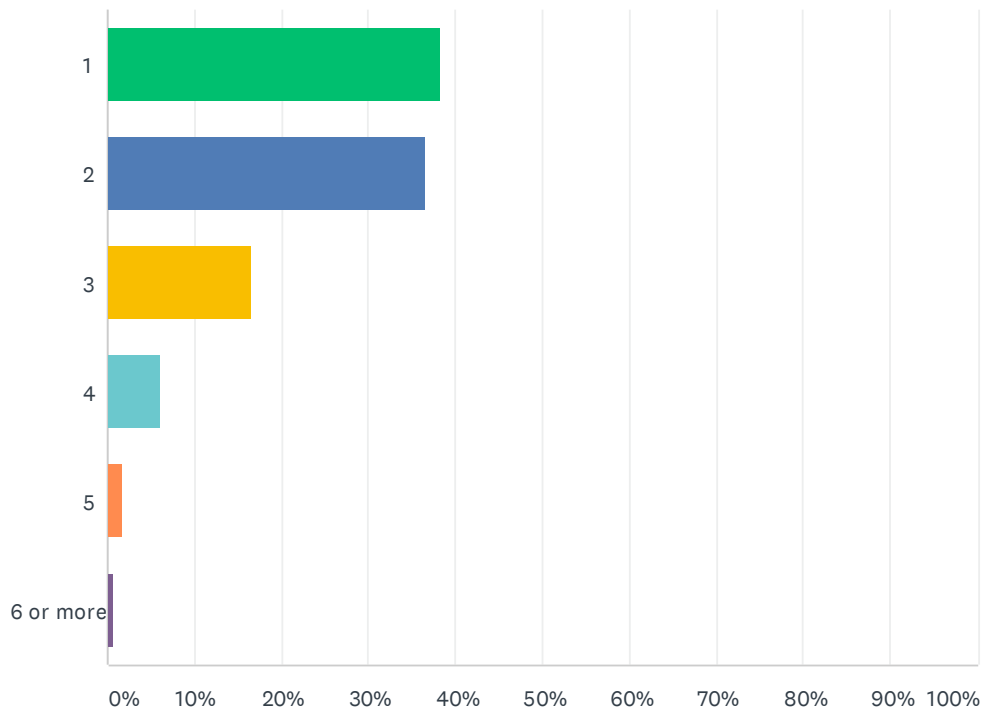
| ANSWER CHOICES                       | RESPONSES |     |
|--------------------------------------|-----------|-----|
| Aurora Borealis Charter School       | 5.09%     | 110 |
| Chapman School                       | 1.62%     | 35  |
| Connections Program                  | 2.87%     | 62  |
| Cooper Landing School                | 0.42%     | 9   |
| Fireweed Academy                     | 1.71%     | 37  |
| Homer Flex School                    | 0.23%     | 5   |
| Homer High School                    | 6.94%     | 150 |
| Homer Middle School                  | 4.44%     | 96  |
| Hope School                          | 0.00%     | 0   |
| Kachemak Selo School                 | 0.05%     | 1   |
| Kaleidoscope Charter School          | 5.46%     | 118 |
| Kenai Alternative School             | 0.37%     | 8   |
| K-Beach Elementary School            | 5.78%     | 125 |
| Kenai Central High School            | 11.24%    | 243 |
| Kenai Middle School                  | 10.27%    | 222 |
| McNeil Canyon Elementary School      | 2.41%     | 52  |
| Moose Pass Elementary School         | 0.32%     | 7   |
| Mountain View Elementary School      | 7.03%     | 152 |
| Nanwalek School                      | 0.19%     | 4   |
| Nikiski Middle/High School           | 3.89%     | 84  |
| Nikiski North Star Elementary School | 3.01%     | 65  |
| Nikolaevsk School                    | 0.28%     | 6   |
| Ninilchik School                     | 0.93%     | 20  |
| Paul Banks Elementary School         | 5.09%     | 110 |
| Port Graham School                   | 0.19%     | 4   |
| Razdolna School                      | 0.32%     | 7   |
| Redoubt Elementary School            | 5.60%     | 121 |
| River City Academy                   | 1.80%     | 39  |
| Seward Elementary School             | 4.40%     | 95  |
| Seward High School                   | 2.92%     | 63  |
| Seward Middle School                 | 2.45%     | 53  |
| Skyview Middle School                | 10.00%    | 216 |

## How to Open KPBSD Schools to Onsite At School Learning during High Risk COVID-19 Levels

|                                    |        |     |
|------------------------------------|--------|-----|
| Soldotna Elementary School         | 4.21%  | 91  |
| Soldotna High School               | 16.66% | 360 |
| Soldotna Montessori Charter School | 4.16%  | 90  |
| Sterling Elementary School         | 2.17%  | 47  |
| Susan B. English School            | 0.65%  | 14  |
| Tebughna School                    | 0.00%  | 0   |
| Tustumena Elementary School        | 2.13%  | 46  |
| Voznesenka School                  | 0.60%  | 13  |
| West Homer Elementary School       | 3.10%  | 67  |
| Total Respondents: 2,161           |        |     |

### Q3 Number of students in KPBSD schools:

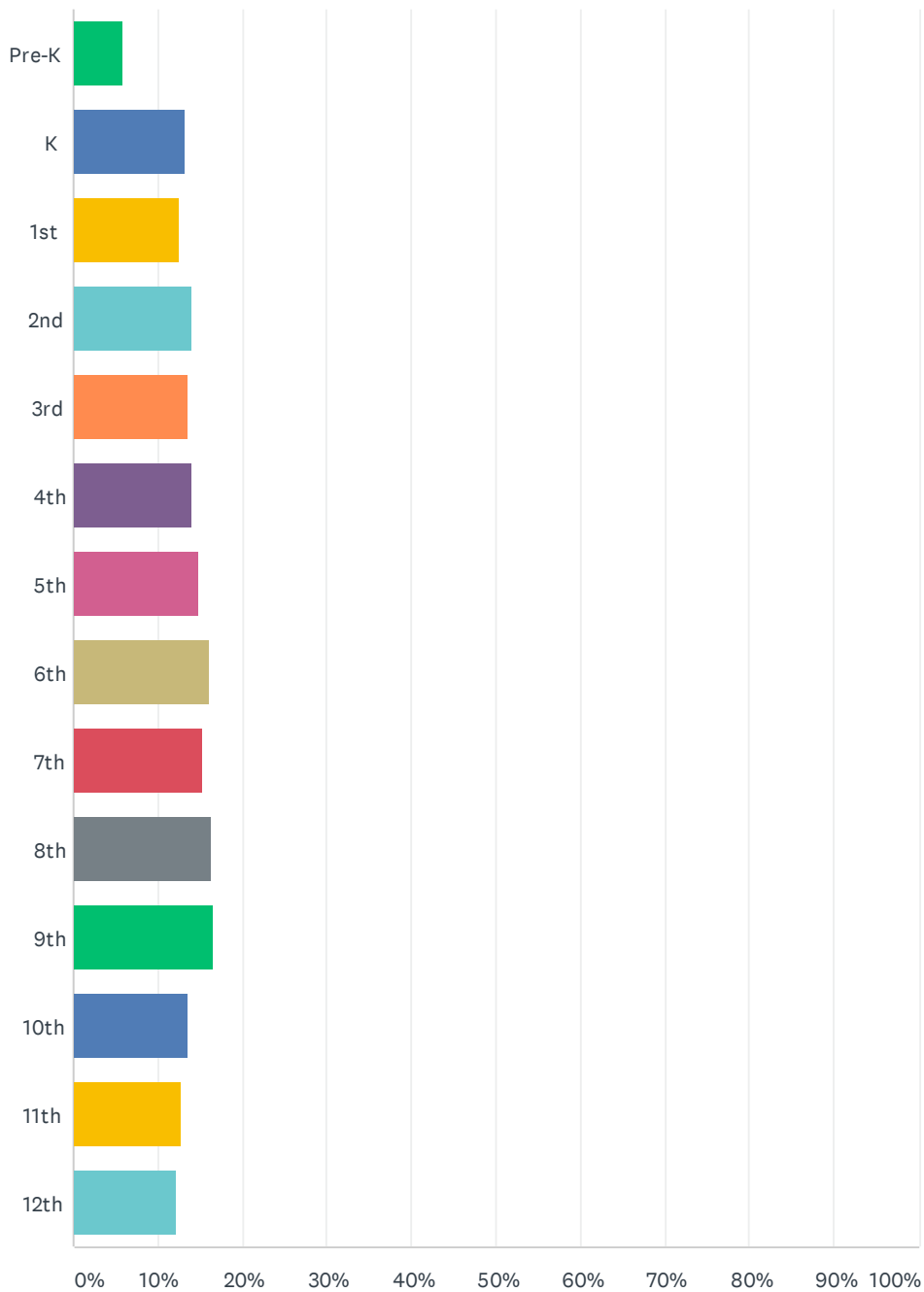
Answered: 2,143 Skipped: 18



| ANSWER CHOICES | RESPONSES |              |
|----------------|-----------|--------------|
| 1              | 38.36%    | 822          |
| 2              | 36.54%    | 783          |
| 3              | 16.52%    | 354          |
| 4              | 6.16%     | 132          |
| 5              | 1.73%     | 37           |
| 6 or more      | 0.70%     | 15           |
| <b>TOTAL</b>   |           | <b>2,143</b> |

### Q4 Please select the grade level(s) of your student(s):

Answered: 2,161 Skipped: 0

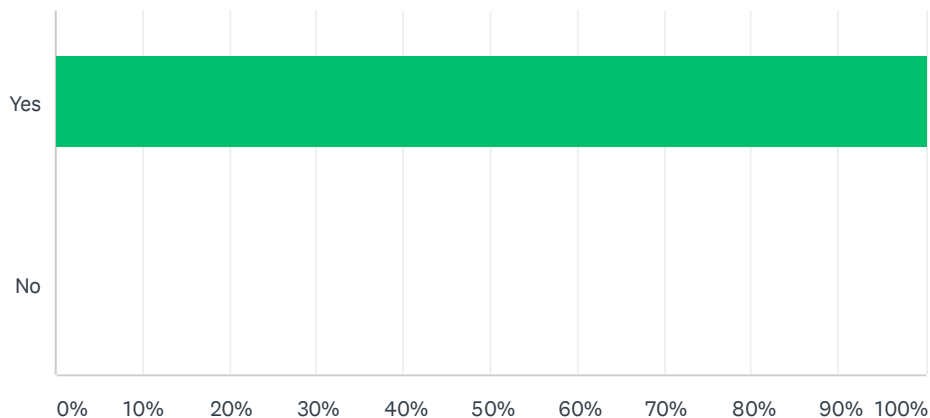


## How to Open KPBSD Schools to Onsite At School Learning during High Risk COVID-19 Levels

| ANSWER CHOICES           | RESPONSES |     |
|--------------------------|-----------|-----|
| Pre-K                    | 5.83%     | 126 |
| K                        | 13.10%    | 283 |
| 1st                      | 12.63%    | 273 |
| 2nd                      | 14.07%    | 304 |
| 3rd                      | 13.65%    | 295 |
| 4th                      | 13.98%    | 302 |
| 5th                      | 14.85%    | 321 |
| 6th                      | 16.06%    | 347 |
| 7th                      | 15.27%    | 330 |
| 8th                      | 16.38%    | 354 |
| 9th                      | 16.61%    | 359 |
| 10th                     | 13.56%    | 293 |
| 11th                     | 12.86%    | 278 |
| 12th                     | 12.22%    | 264 |
| Total Respondents: 2,161 |           |     |

### Q5 Prior to the community going to a Red-High Risk operation level, did your child attend school in person?

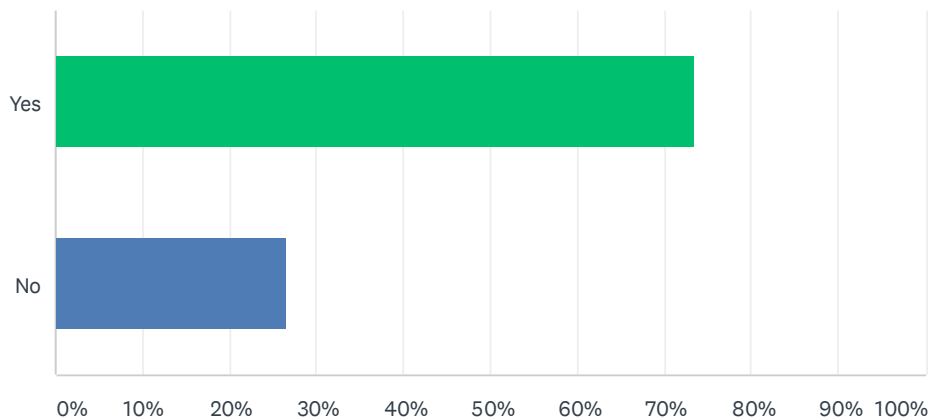
Answered: 2,161 Skipped: 0



| ANSWER CHOICES | RESPONSES |       |
|----------------|-----------|-------|
| Yes            | 100.00%   | 2,161 |
| No             | 0.00%     | 0     |
| TOTAL          |           | 2,161 |

### Q6 I would be comfortable bringing ALL students back into the building during Red High Risk operation levels.

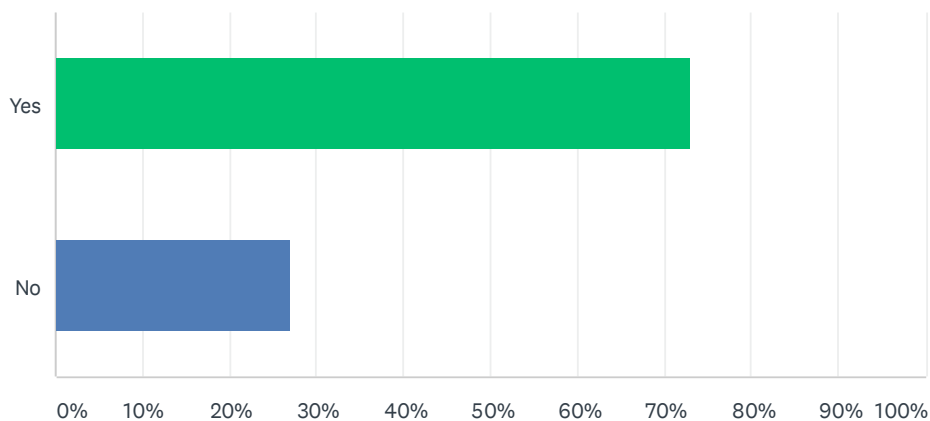
Answered: 2,139 Skipped: 22



| ANSWER CHOICES | RESPONSES |       |
|----------------|-----------|-------|
| Yes            | 73.40%    | 1,570 |
| No             | 26.60%    | 569   |
| TOTAL          |           | 2,139 |

Q7 A/B Option (only half of students attending each day to allow for more physical distancing): I would be comfortable with students attending school onsite in an A/B schedule during Red High Risk operation levels.

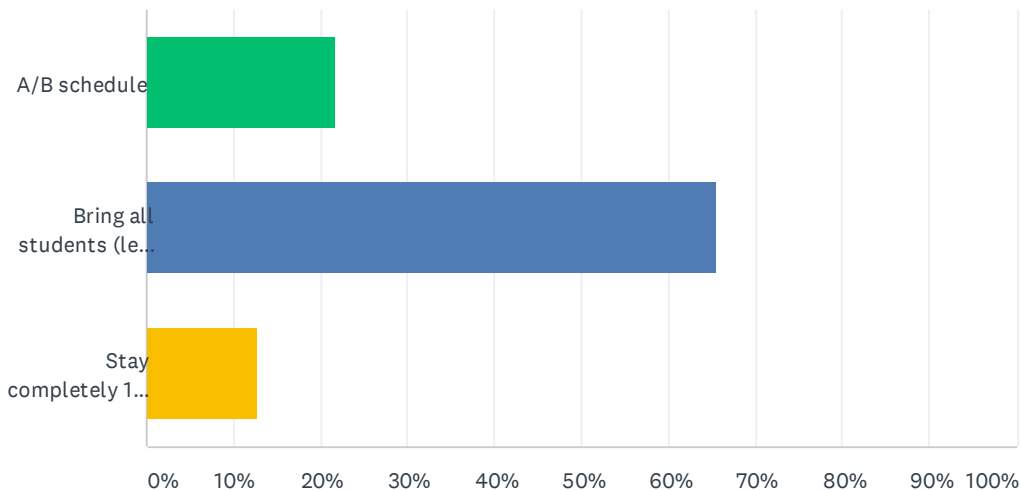
Answered: 2,064 Skipped: 97



| ANSWER CHOICES | RESPONSES |       |
|----------------|-----------|-------|
| Yes            | 72.92%    | 1,505 |
| No             | 27.08%    | 559   |
| TOTAL          |           | 2,064 |

### Q8 What is your preference (please choose one)

Answered: 2,142 Skipped: 19



| ANSWER CHOICES  | RESPONSES    |
|---|--------------|
| A/B schedule  | 21.71% 465   |
| Bring all students (less those who choose 100% Remote Learning) back into the school every day  | 65.45% 1,402 |
| Stay completely 100% Remote Learning (except PreK, Kindergarten and students in Special Education Intensive Needs) until the risk level is medium (yellow) or low (green) | 12.84% 275   |
| <b>TOTAL</b>  | <b>2,142</b> |

## Q9 Do you have any comments, concerns or thoughts to share?

Answered: 1,201 Skipped: 960