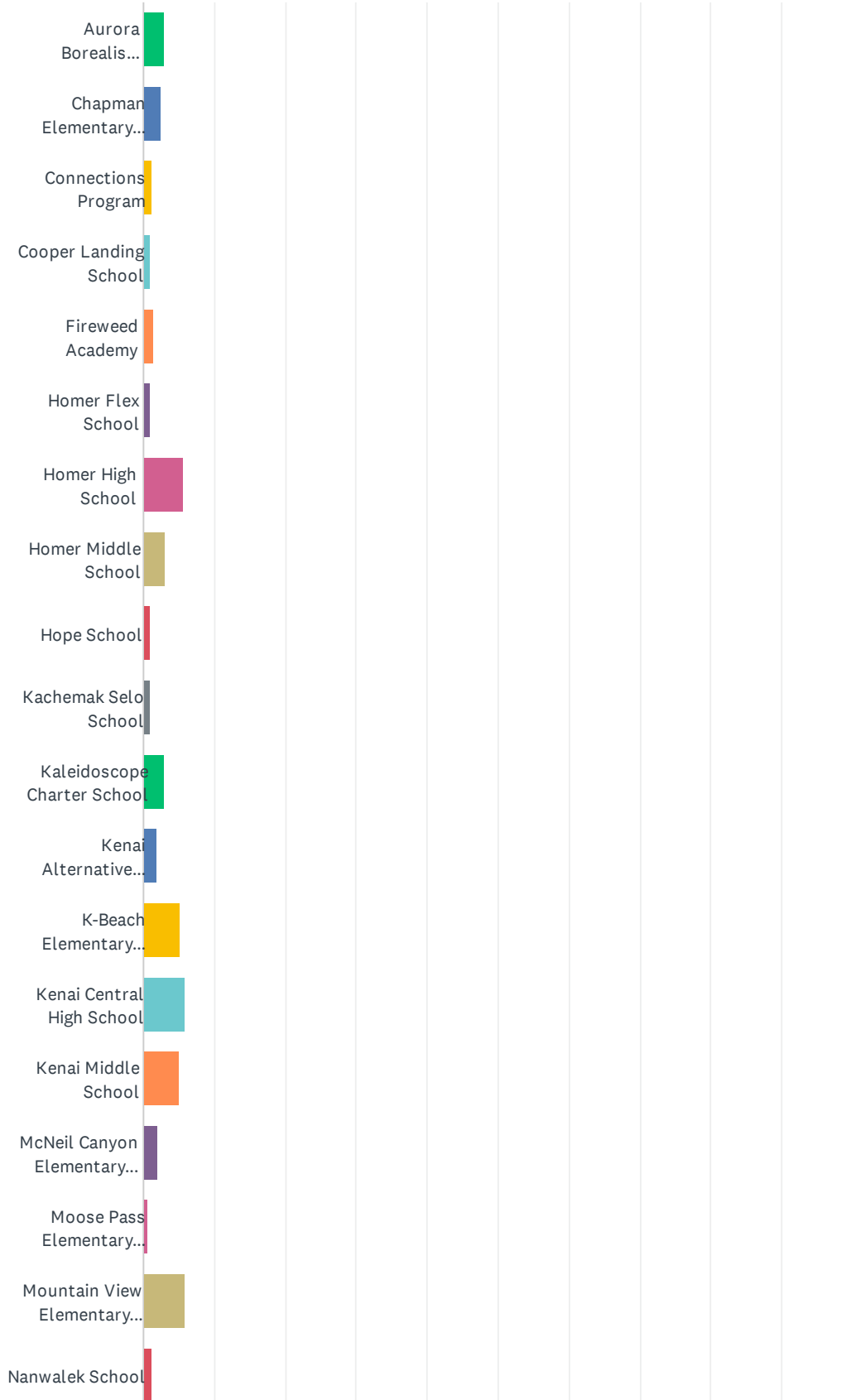
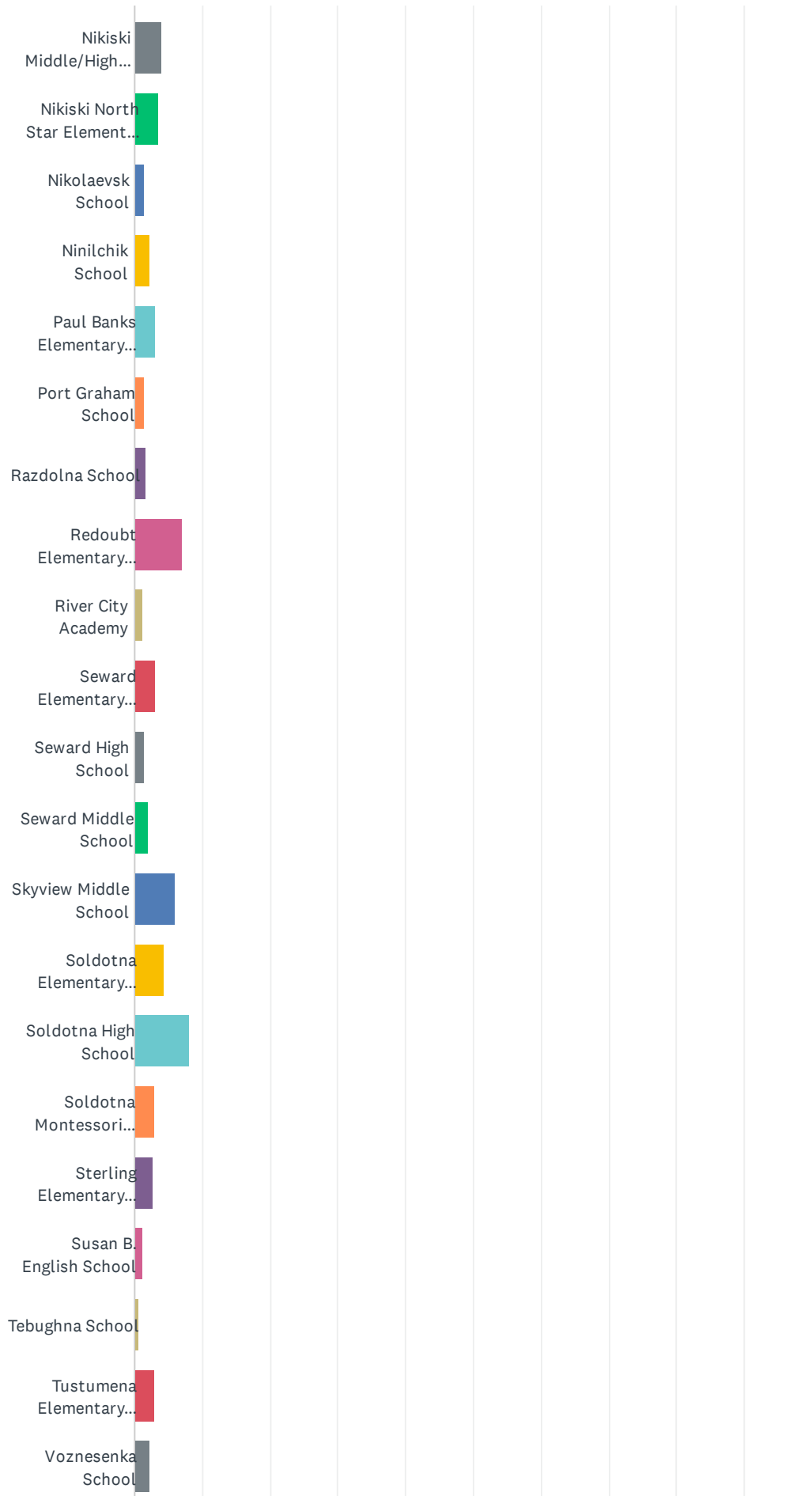


Q1 Where in the KPBSD do you work?

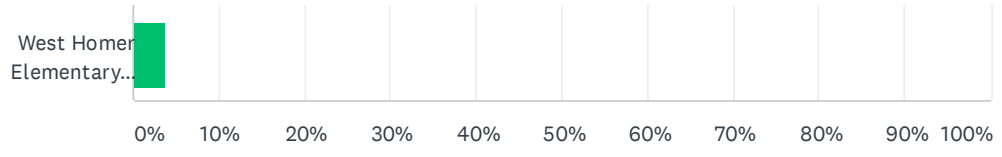
Answered: 848 Skipped: 0



KPBSD A/B Scheduling



KPBSD A/B Scheduling



KPBSD A/B Scheduling

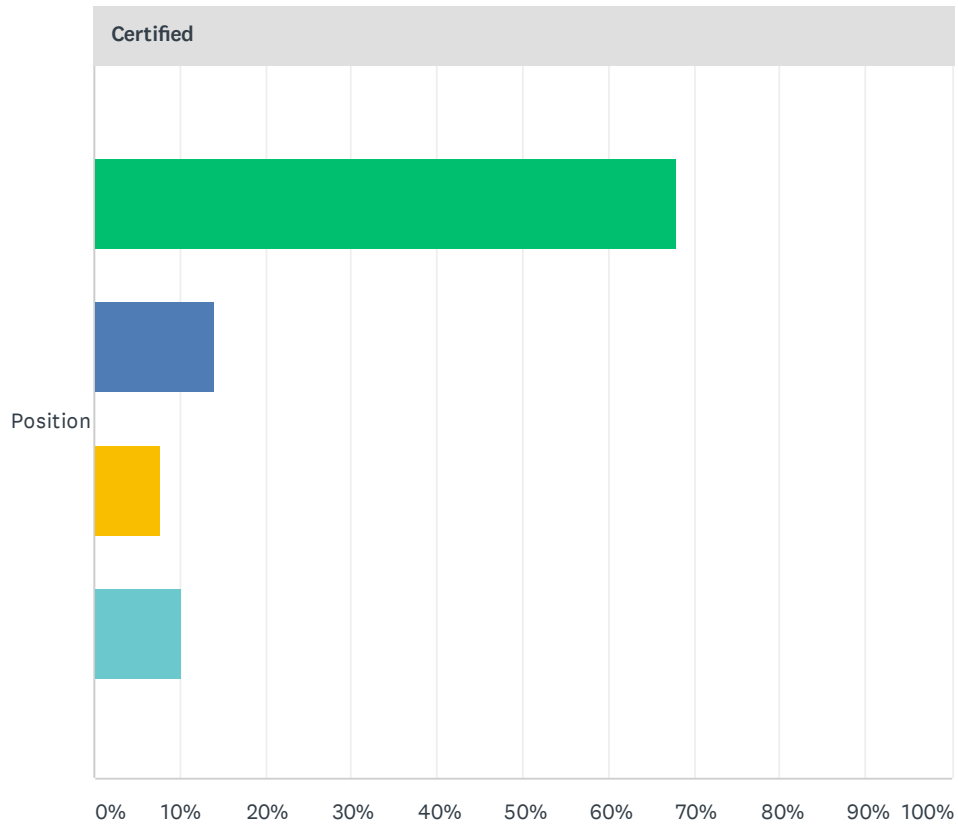
ANSWER CHOICES	RESPONSES	
Aurora Borealis Charter School	2.83%	24
Chapman Elementary School	2.48%	21
Connections Program	1.18%	10
Cooper Landing School	0.94%	8
Fireweed Academy	1.42%	12
Homer Flex School	0.94%	8
Homer High School	5.66%	48
Homer Middle School	3.07%	26
Hope School	1.06%	9
Kachemak Selo School	0.94%	8
Kaleidoscope Charter School	2.95%	25
Kenai Alternative School	1.89%	16
K-Beach Elementary School	5.31%	45
Kenai Central High School	5.90%	50
Kenai Middle School	4.95%	42
McNeil Canyon Elementary School	2.00%	17
Moose Pass Elementary School	0.71%	6
Mountain View Elementary School	5.78%	49
Nanwalek School	1.30%	11
Nikiski Middle/High School	4.01%	34
Nikiski North Star Elementary School	3.54%	30
Nikolaevsk School	1.53%	13
Ninilchik School	2.36%	20
Paul Banks Elementary School	3.07%	26
Port Graham School	1.42%	12
Razdolna School	1.77%	15
Redoubt Elementary School	7.19%	61
River City Academy	1.18%	10
Seward Elementary School	3.18%	27
Seward High School	1.53%	13
Seward Middle School	2.12%	18
Skyview Middle School	6.13%	52
Soldotna Elementary School	4.48%	38

KPBSD A/B Scheduling

Soldotna High School	8.25%	70
Soldotna Montessori Charter School	2.83%	24
Sterling Elementary School	2.71%	23
Susan B. English School	1.18%	10
Tebughna School	0.59%	5
Tustumena Elementary School	2.83%	24
Voznesenka School	2.24%	19
West Homer Elementary School	3.77%	32
Total Respondents: 848		

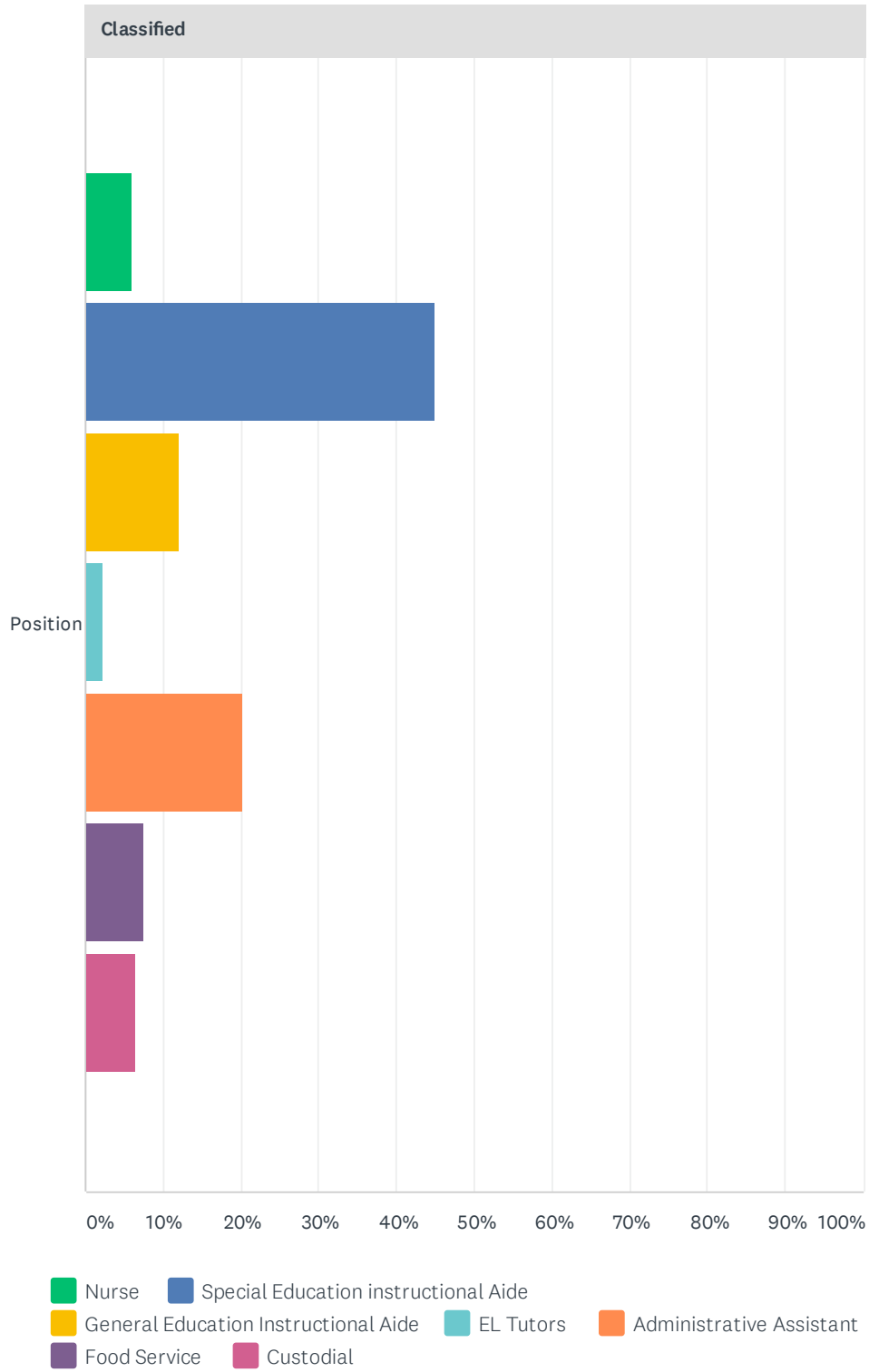
Q2 Please select your position with the district.

Answered: 818 Skipped: 30



- General education teacher
- Special education teacher
- Special education related service
- School counselor or other specialist

KPBSD A/B Scheduling



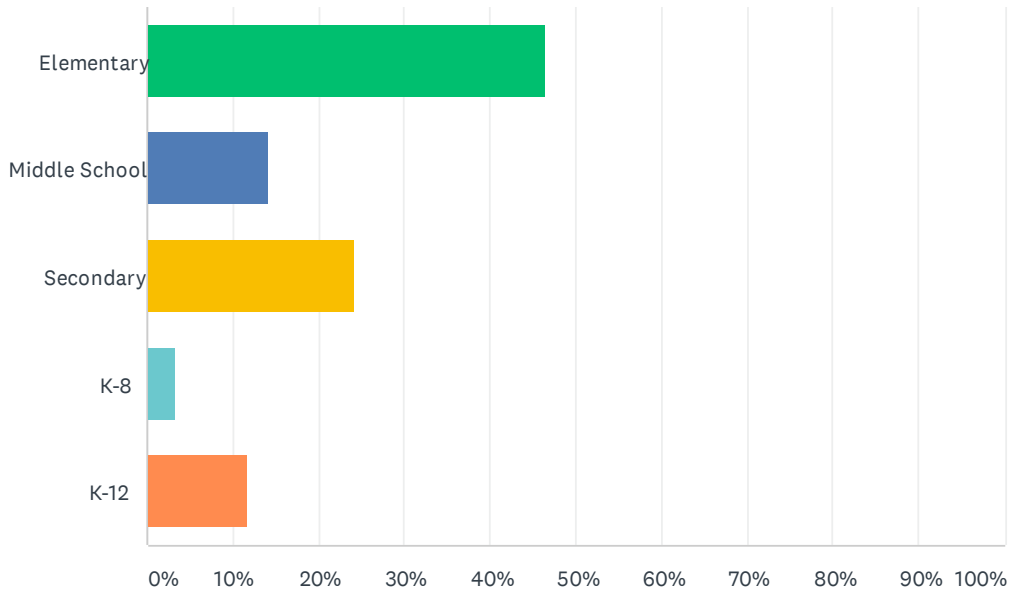
Certified					
	GENERAL EDUCATION TEACHER	SPECIAL EDUCATION TEACHER	SPECIAL EDUCATION RELATED SERVICE	SCHOOL COUNSELOR OR OTHER SPECIALIST	TOTAL
Position	67.94% 390	14.11% 81	7.67% 44	10.28% 59	574

KPBSD A/B Scheduling

Classified								
	NURSE	SPECIAL EDUCATION INSTRUCTIONAL AIDE	GENERAL EDUCATION INSTRUCTIONAL AIDE	EL TUTORS	ADMINISTRATIVE ASSISTANT	FOOD SERVICE	CUSTODIAL	TOTAL
Position	6.11% 16	45.04% 118	12.21% 32	2.29% 6	20.23% 53	7.63% 20	6.49% 17	262

Q3 Please select the type of school in which you work. If you work in multiple schools, please only select one.

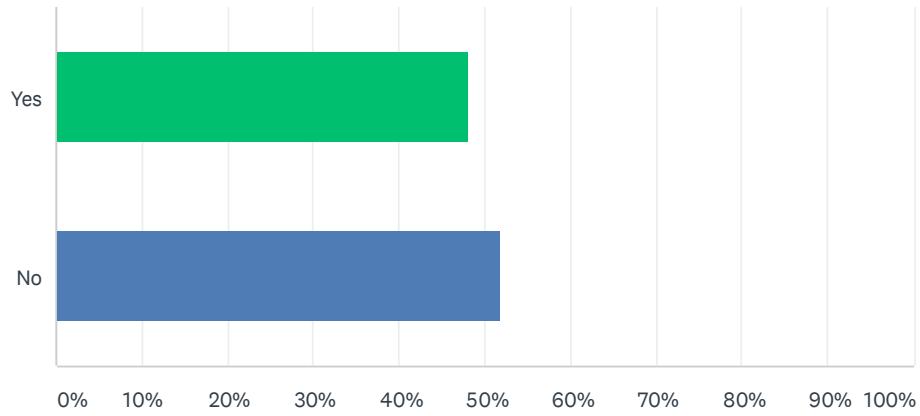
Answered: 833 Skipped: 15



ANSWER CHOICES	RESPONSES	
Elementary	46.46%	387
Middle School	14.17%	118
Secondary	24.37%	203
K-8	3.36%	28
K-12	11.64%	97
TOTAL		833

Q4 I would be comfortable bringing ALL students back into the buildings during Red Risk Levels.

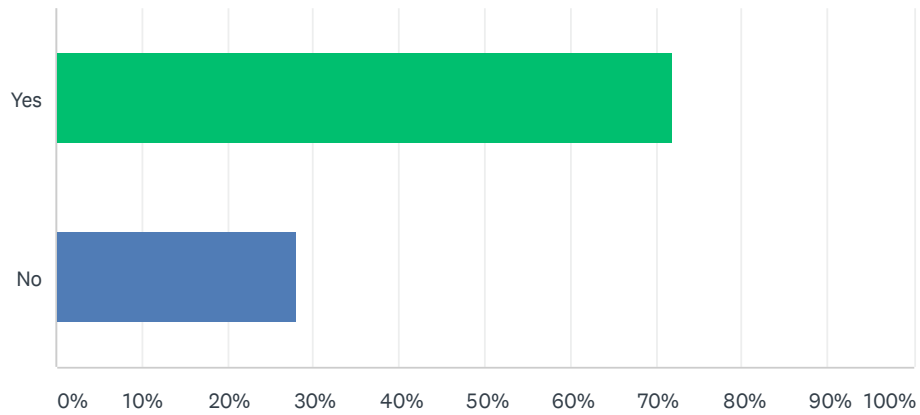
Answered: 815 Skipped: 33



ANSWER CHOICES	RESPONSES	
Yes	48.10%	392
No	51.90%	423
TOTAL		815

Q5 A/B Option (Only half of the students attending each day). I would be comfortable with students being brought back into the buildings on an A/B schedule during Red Risk Levels.

Answered: 809 Skipped: 39



ANSWER CHOICES	RESPONSES	
Yes	72.06%	583
No	27.94%	226
TOTAL		809