

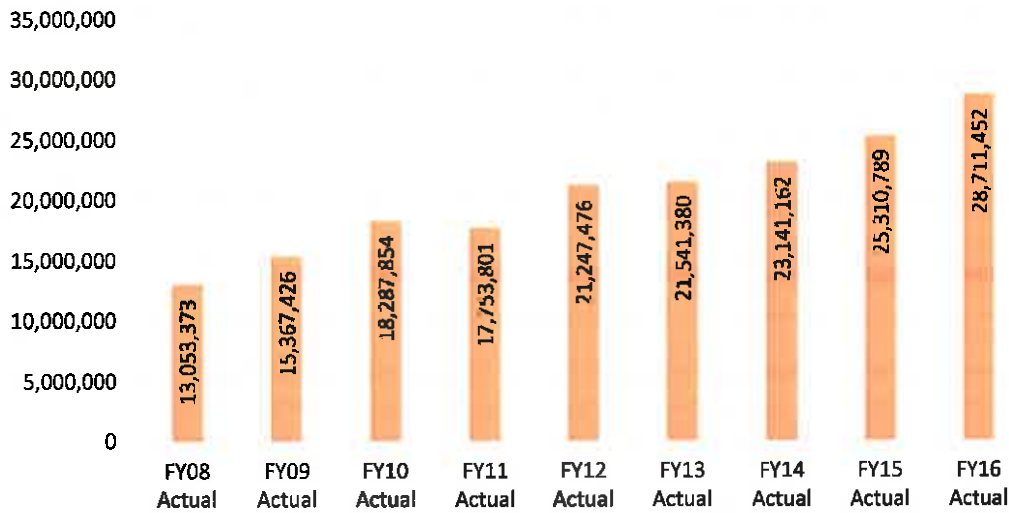
Kenal Peninsula Borough School District

Health Plan Summary

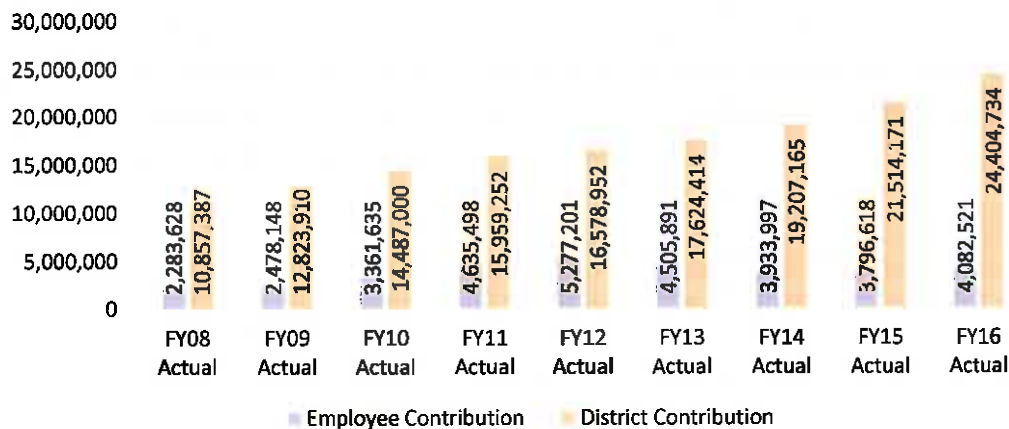
Plan Costs over Time

From FY08 to FY16, total plan costs increased by 120%.

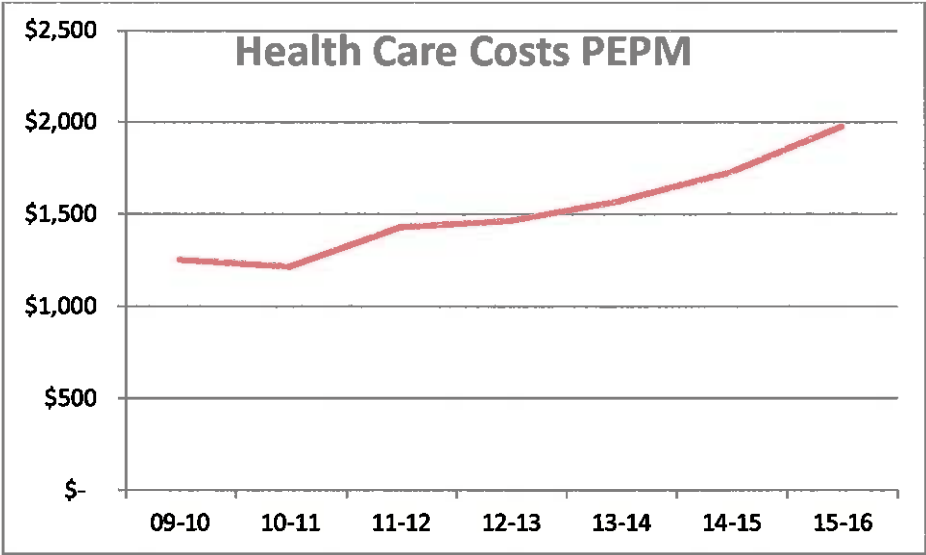
Total Health Care Costs by Year



Employee and Employer Contributions to Health Care FY08 through FY16



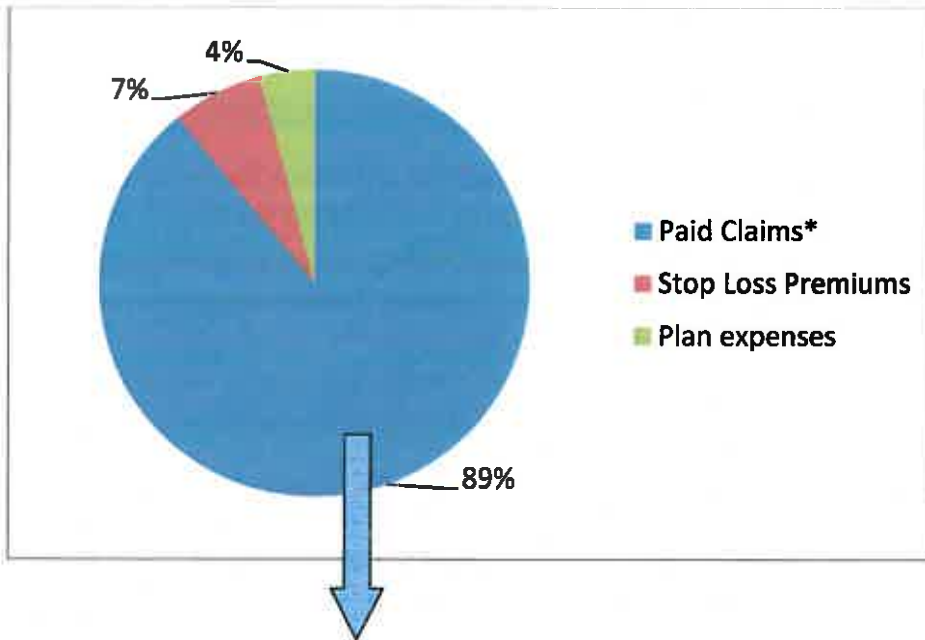
On a per covered employee per month basis*, plan costs have increased by 7.9% each year on average since FY10.



*includes COBRA participants

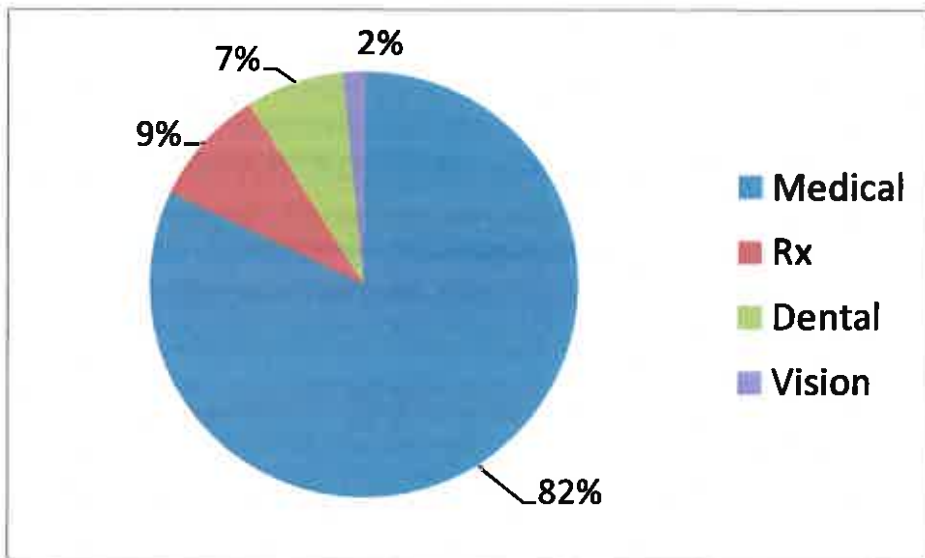
Total Plan Spend

In FY 2015-16, KPBSD spent \$28.7 million on health plan expenses for employees and dependents. The majority of plan costs (89%) were direct claims for benefits.



*Claims net of stop loss and other reimbursements

Of those direct claim costs, approximately 82% was spent on medical claims.



Of those medical claims, approximately 79% of the medical dollars were paid on behalf of 15% of plan participants.

Cost Containment

The School District actively looks for ways to help contain health plan costs. Strategies include:

- **Direct contracting.** The SD contracts directly with Central Peninsula Hospital and South Peninsula Hospital. In FY16, the District saved approximately \$2.2 million through those contracts. That does not include non-PPO claim adjustments at out-of-network providers.
- **Contracting through purchasing coalitions.** KPBSD is a member of 2 purchasing coalitions or cooperatives.
 - Health Care Cost Management Corporation of Alaska (HCCMCA): HCCMCA is a not for profit coalition comprised of more than 40 health plans in Alaska and the Pacific Northwest. These plans provide benefits to more than 200,000 individuals. KPBSD is able to access PPO and service contracts at rates otherwise unavailable to health plans of the Borough's size. These contracts include:
 - ✓ Alaska Regional Hospital PPO
 - ✓ Geneva Woods Birth Center
 - ✓ Aetna PPO (SD will be using starting 2/1/17)
 - ✓ Renalogic (Dialysis Cost Containment)

In FY16, the District saved approximately \$1.7 million at Alaska Regional Hospital. That does not include out-of-network claim adjustments at non-PPO facilities.

KPBSD also participates in the annual fall health fairs which are organized and funded by HCCMCA. In 2016, 193 participants received blood testing at a discounted rate and 109 participants received free flu shots at the health fairs.

- **National Cooperative Rx:** This is a purchasing cooperative for prescription management services, and KPBSD contracts with National Cooperative Rx through HCCMCA. National Cooperative Rx manages the prescription drug contract with Caremark. They have also assisted KPBSD with proactive drug cost strategies, including promotion of generics and control mechanisms for both specialty and compound medications.

Recent Plan Changes

- Effective January 1, 2017, KPBSD employees may choose to enroll in either the Traditional Plan or a High Deductible Health Plan (HDHP) with a HRA.
- KPBSD will change to the Aetna network and use Aetna for utilization review and case management, effective 2/1/17.
- KPBSD will implement Teladoc for access to low cost telephonic and video doctor visits, effective 2/1/17.
- KPBSD will begin using a modified prescription drug formulary, effective April 1, 2017.

Attachments / Claim Detail:

Prescription Utilization	p.6
Medical Paid Claims by Claimant	p.7
Medical Paid Claims by Major Diagnostic Category	p.8
Medical Paid Claims by Type of Service	p.9
Medical Paid Claims by Provider Type	p.10
Medical Paid Claims by Location	p.11
Medical Paid Claims by Top 25 Providers	p.12
Surgeries Paid in FY16	
• Spine	p.13
• Knee	p.14
• Shoulder	p.16
• Colonoscopy and Sigmoidoscopy	p.19
Comparison to Alaska DOL spreadsheet	p.22

Prescription Utilization

	KPBSD 2016 (Jan - June)	Pacific NW Comparison	KPBSD 2015	KPBSD 2014
Total Paid*	\$1,314,704		\$2,366,490	\$2,211,024
Rebates Received	\$59,731		\$180,085	\$247,749
Amount Paid net of Rebates	\$1,254,973		\$2,186,405	\$1,963,275
Total Prescriptions	7,677		19,137	18,636
Percentage of Rx				
Generic	81.7%	85.1%	80.1%	78.0%
Multi-source Brand	1.7%	1.2%	2.0%	2.0%
Single Source Brand	16.6%	13.8%	17.8%	20.1%
Specialty Medications				
Total Paid	\$405,289		\$678,191	\$628,280
# of Utilizers	28		30	24
Specialty as % of total cost	30.8%	34.0%	28.7%	28.4%

*After contracted discounts

Medical Paid Claims by Claimant

	KPBSD 2015-16	
	% of Claimants	% of Total \$
\$0-\$999	42%	2%
\$1,000 - \$9,999	43%	19%
\$10,000 - \$49,999	12%	33%
\$50,000 - \$499,999	3%	41%
\$500,000+	0%	5%

	Comparison 1		Comparison 2		Comparison 3		Comparison 4		Comparison 5	
	% of Claimants	% of Total \$	% of Claimants	% of Total \$	% of Claimants	% of Total \$	% of Claimants	% of Total \$	% of Claimants	% of Total \$
	52%	2%	46%	2%	36%	2%	44%	2%	40%	2%
	35%	17%	40%	18%	46%	17%	45%	17%	46%	22%
	8%	27%	11%	31%	14%	34%	8%	21%	11%	31%
	2%	44%	2%	42%	4%	47%	2%	29%	2%	35%
	0%	10%	0%	7%	0%	0%	0%	31%	0%	10%

Medical Paid Claims by Major Diagnostic Category

	KPBSD 2015-16		15-16
	Total Paid	%	Norm*
Musculoskeletal	\$6,083,691	28%	17%
Factors Influencing Health Status	\$2,279,759	10%	10%
Circulatory System	\$1,989,662	9%	9%
Nervous System	\$1,457,439	7%	6%
Digestive	\$1,179,029	5%	9%
Mental Diseases & Disorders	\$900,632	4%	3%
Female Reproductive System	\$781,512	4%	3%
Ear, Nose, Mouth & Throat	\$774,477	4%	5%
Newborns & Neonates	\$769,101	4%	2%
Pregnancy, Childbirth & Puerperium	\$720,815	3%	5%
Skin, Subcutaneous Tissue & Breast	\$699,690	3%	5%
Eye	\$647,967	3%	1%
Kidney & Urinary Tract	\$585,609	3%	4%
Respiratory System	\$579,992	3%	4%
Other	\$476,381	2%	0%
Endocrine, Nutritional & Metabolic	\$465,907	2%	4%
Blood & Blood-forming Organs	\$451,046	2%	1%
Myeloproliferative & Poorly Diff Neoplasms	\$305,286	1%	4%
Infectious & Parasitic Diseases	\$276,721	1%	2%
Hepatobiliary System & Pancreas	\$186,814	1%	2%
Injury, Poisoning and Toxic Effects of Drugs	\$131,172	1%	1%
Male Reproductive System	\$77,874	0%	1%
Alcohol / Drug Use	\$53,105	0%	1%
Multiple Significant Trauma	\$32,953	0%	0%
Burns	\$2,653	0%	0%

	KPBSD 2015	KPBSD 2014
	%	%
	25%	30%
	9%	10%
	8%	9%
	8%	8%
	6%	8%
	5%	2%
	5%	5%
	4%	3%
	2%	2%
	3%	2%
	5%	4%
	4%	3%
	3%	2%
	3%	2%
	0%	0%
	2%	3%
	1%	0%
	1%	2%
	1%	2%
	0%	0%
	2%	2%
	1%	1%
	1%	2%
	0%	1%
	0%	0%
	0%	0%
	0%	0%

	Comp 1	Comp 2	Comp 3	Comp 4	Comp 5
	%	%	%	%	%
	29%	23%	28%	18%	22%
	7%	5%	3%	8%	9%
	2%	8%	8%	15%	7%
	3%	10%	7%	18%	7%
	15%	8%	9%	8%	7%
	1%	6%	4%	0%	5%
	2%	2%	4%	3%	3%
	4%	5%	4%	1%	4%
	2%	1%	0%	0%	4%
	2%	3%	3%	2%	4%
	8%	3%	7%	2%	4%
	1%	3%	3%	1%	1%
	2%	6%	2%	9%	2%
	1%	4%	3%	3%	3%
	10%	1%	8%	2%	2%
	1%	2%	2%	2%	2%
	1%	2%	4%	1%	1%
	1%	3%	2%	6%	5%
	2%	0%	0%	0%	2%
	1%	1%	0%	1%	1%
	3%	1%	1%	1%	1%
	2%	1%	0%	0%	1%
	1%	1%	0%	0%	2%
	0%	0%	0%	0%	0%
	0%	0%	0%	0%	0%

Medical Paid Claims by Type of Service

	KPBSD 2015-16
Hospital (IP and OP), includes professional service as IP	\$7,786,792
Surgery, professional services	\$2,865,768
Maternity	\$623,891
Behavioral Health (IP and OP)	\$908,698
Therapy, includes PT, OT, massage, chiro, acupuncture	\$1,649,503
Preventive services, includes immunizations, imaging, colonoscopy	\$868,998
Vision services	\$477,462
Chemotherapy and infusion therapy	\$273,172
Office visits	\$1,038,252
Diagnostic testing (includes facilities)	\$3,582,794
Ambulance & emergency room	\$815,674
Other	\$1,018,313
Total medical (includes vision)	\$21,909,316

Based on detailed reports from Rehn

Medical Paid Claims by Provider Type

Alaska Public Sector Groups for Comparison					
Comparison 1	Comparison 2	Comparison 3	Comparison 4	Comparison 5	
%	%	%	%	%	%
30%	32%	20%	30%	26%	
29%	33%	40%	33%	36%	
5%	9%	8%	9%	Not shown	
0%	0%	0%	0%	Not shown	
26%	25%	24%	16%	28%	
1%	1%	1%	1%	2%	
10%	0%	7%	10%	8%	

	KPBSD		KPBSD	
	2015 CY	%	2014 CY	%
Inpatient Hospital	\$5,672,627	27%	\$5,763,157	28%
OP Hosp + Surg Ctr	\$7,663,102	36%	\$7,785,382	38%
Emergency Room	\$275,033	1%	\$229,124	1%
Birth Center	\$6,182	0%	\$20,907	0%
Office Visit	\$6,144,738	29%	\$5,847,516	28%
Home	\$272,674	1%	\$279,748	1%
Other	\$985,969	5%	\$636,078	3%
Total Medical	\$21,020,325		\$20,561,912	

	KPBSD		Norm	
	2015-16	%		%
Inpatient Hospital	\$5,929,852	27%		33%
OP Hosp + Surg Ctr	\$8,819,388	40%		35%
Emergency Room	\$276,263	1%		4%
Birth Center	\$12,863	0%		0%
Office Visit	\$5,522,075	25%		22%
Home	\$329,107	2%		2%
Other	\$1,019,738	5%		4%
Total Medical	\$21,909,286			

(Includes vision)

Medical Paid Claims By Location

	Amount Paid 15-16
Kenai Peninsula	\$13,711,254
All Other Alaska	\$6,309,643
Outside Alaska	\$1,888,389
Total	\$21,909,286

Medical and vision

Top Payor Zip Codes* Outside AK

Goodyear, AZ	85338
Phoenix, AZ	85013
Asheville, NC	28801
St. Louis, MO	63110
Fairfield, CA	94533
Seattle, WA	98122
Seattle, WA	98124
Albuquerque, NM	87106
Boulder, CO	80304
Portland, OR	97239
Northridge, CA	91325
Rochester, MN	55905
Sandy Spring, MD	20860
Burlingame, CA	94010
Seattle, WA	98101
Luling, LA	70070
Scottsdale, AZ	85259

*\$25k or more paid per zip code

Medical Paid Claims by Top 25 Providers

KPBSD 2015-16 Fiscal Year

1	Central Peninsula Hospital and associated providers	
	<i>Central Peninsula Hospital</i>	<i>\$5,047,402</i>
	<i>Central Peninsula Orthopedics</i>	<i>\$180,075</i>
	<i>Central Peninsula Foot and Ankle</i>	<i>\$157,317</i>
	<i>Central Peninsula Family Practice</i>	<i>\$121,118</i>
	<i>Central Peninsula Urology</i>	<i>\$60,917</i>
	<i>Central Peninsula Surgical Associates</i>	<i>\$59,353</i>
	<i>Central Peninsula Hospital Providers</i>	<i>\$48,513</i>
	<i>Central Pensinsula Pain Management</i>	<i>\$34,692</i>
	<i>Central Pensinsula Neurology</i>	<i>\$23,255</i>
	<i>Heritage Place</i>	<i>\$16,583</i>
	<i>Kenai Medical Center - CPH</i>	<i>\$8,145</i>
	<i>Central Peninsula Family and Practice - Kobuk</i>	<i>\$5,760</i>
	<i>Central Peinsula Surgical SE</i>	<i>\$5,612</i>
	<i>Central Peninsula Women's Health</i>	<i>\$1,924</i>
	Total	\$5,770,664
2	SPH and Homer Medical Center	
	<i>South Peninsula Hospital</i>	<i>\$2,195,399</i>
	<i>Homer Medical Center / Clinic</i>	<i>\$121,993</i>
	Total	\$2,317,392
3	Providence Alaska Medical Center	\$1,741,604
4	Alaska Regional Hospital	\$1,242,187
5	Western Regional Medical Center	\$484,727
6	LifeMed Alaska	\$431,302
7	Surgery Center of Kenai	\$358,168
8	Kenai Spine / Sportsmed Alaska	\$341,110
9	Medicenter	\$324,071
10	Kenai Physical Therapy	\$207,031
11	Alaska Heart Institute	\$185,341
12	Peninsula Internal Medicine	\$184,088
13	Alaska Urological Institute	\$175,962
14	Providence Seward Medical Center	\$168,535
15	North Star Medical Imaging	\$165,362
16	Kenai Peninsula Orthopaedics	\$161,251
17	Karpik & Rice Eyecare / Kenai Vision Center	\$146,673
18	Katmai Oncology Group	\$144,974
19	Providence Adolescent	\$143,932
20	Curtis L Buchholz	\$127,516
21	Health North Family Medicine	\$119,939
22	Advanced Physical Therapy	\$119,472
23	Anchorage Radiation Therapy	\$117,513
24	Alaska Spine Institute / Alpine Surgery Ctr	\$111,584
25	Alaska Native Med Ctr / ANTHC	\$109,657

KPBSD Surgeries Paid in 2015-16 Fiscal Year

Spine Surgery

Number	Surgical CPT	Provider	Type of Service	Billed	Paid
1	20936	SPH	Surgical Professional	\$60,017.00	\$54,015.30
	22614	SPH	Assistant Surgeon	\$15,499.00	\$13,053.84
	22633	SPH	Anesthesia	\$3,394.00	\$3,054.60
	22842	SPH	Diagnostic Testing	\$35.00	\$31.50
	22851				
	63047				
	63048		Total		\$78,945.00
2 (outside Alaska)	20930	Neurosurgical Associates	Surgical Professional	\$10,925.00	\$8,740.00
	20936	Barrow Neurologic Clinic	Neurology & Neuromuscular	\$588.00	\$461.31
	22595	Valley Anesthesiology	Anesthesia, Surgical Professional	\$4,650.02	\$3,785.31
	22840	St. Joseph's Hospital Med Ctr	IP Hospital, Room & Board	\$104,042.00	\$72,829.40
		Arizona Pulmonary Specialists	Hospital Professional	\$300.00	\$300.00
			Total	\$120,505.02	\$86,116.02
3	20930	Kenai Spine LLC	Surgical Professional	\$73,742.44	\$37,261.64
	20936	Kenai Spine LLC	Assistant Surgeon	\$34,117.59	\$8,019.08
	22614	North Star Medical	Diagnostic Testing	\$39.00	\$39.00
	22633	CPH	Anesthesia	\$4,467.54	\$3,350.66
	22830	CPH	IP Hospital, Room & Board	\$127,082.19	\$95,311.66
	22842				
	22851				
	61783 63047		Total	\$239,448.76	\$143,982.04
4	22612	Kenai Spine LLC	Surgical Professional	\$46,990.92	\$23,845.78
	63047	Kenai Spine LLC	Surgical Professional	\$14,669.86	\$14,229.76
	63048	Kenai Spine LLC	Assistant Surgeon	\$58,000.93	\$3,661.49
		CPH	IP Hospital	\$114,853.30	\$86,139.99
		CPH	Anesthesia	\$4,373.69	\$3,280.27
			Total	\$238,888.70	\$131,157.29
5	20930	Kenai Spine LLC	Surgical Professional	\$51,693.00	\$43,286.74
	22633	Kenai Spine LLC	Assistant Surgeon	\$48,005.00	\$3,970.99
	22840	North Star Medical	Diagnostic Testing	\$39.00	\$39.00
	22851	Alaska IOM	Neurology & Neuromuscular	\$2,635.00	\$2,635.00
	61783	CPH	Anesthesia	\$3,682.63	\$2,761.97
	63042	IOM Billing Partner	Neurology & Neuromuscular	\$6,215.00	\$5,979.14
			Total	\$112,269.63	\$58,672.84

KPBSD Surgeries Paid in 2015-16 Fiscal Year

Knee Surgery

Number	Surgical CPT	Provider	Type of Service	Billed	Paid
1	29881	SPH	Surgical Professional	\$5,418.00	\$4,876.20
		SPH	Hospital OP	\$8,201.75	\$6,537.83
		SPH	Anesthesia	\$712.00	\$640.80
			Total	\$14,331.75	\$12,054.83
2	29881	Orthopedic Physicians Anchorage	Surgical Professional	\$5,180.00	\$5,059.60
		Chugach Anesthesia	Anesthesia	\$914.48	\$731.58
		Alpine Surgery Center	Hospital OP	\$12,548.00	\$3,372.90
			Total	\$18,642.48	\$9,164.08
3 (outside AK)	29870	Advanced Orthopedics	Surgical Professional	\$4,025.00	\$3,220.00
	29874	ABC Anesthesiology	Anesthesia	\$960.00	\$960.00
		Paramount Surgery	Hospital OP	\$10,044.56	\$6,500.06
		Total	\$15,029.56	\$10,680.06	
4	29881	Central Peninsula Orthopedics	Surgical Professional	\$14,116.55	\$13,128.39
	29888	CPH	Hospital OP	\$31,963.26	\$23,972.44
		CPH	Anesthesia, Surgical Professional	\$3,451.60	\$2,333.91
		Total	\$49,531.41	\$39,434.74	
5	29875	HCI Ortho dba Sportsmed Alaska	Surgical Professional	\$21,759.87	\$20,661.09
	29881	CPH	Hospital OP	\$31,704.80	\$23,778.61
	29888	CPH	Anesthesia, Surgical Professional	\$3,149.85	\$2,514.40
		Total	\$56,614.52	\$46,954.10	
6	29881	Orthopedic Physicians Anchorage	Surgical Professional	\$5,180.00	\$4,420.86
		Chugach Anesthesia	Anesthesia	\$761.28	\$761.28
		Alaska Spine Institute	Hospital OP	\$12,548.00	\$3,500.89
			Total	\$18,489.28	\$8,683.03
7	29881	Timothy S Kavanaugh	Surgical Professional	\$5,180.00	\$4,604.93
		Alaska Spine Institute	Hospital OP	\$12,548.00	\$3,500.89
		Chugach Anesthesia	Anesthesia	\$1,015.04	\$1,015.04
			Total	\$18,743.04	\$9,120.86
8	29881	Central Peninsula Orthopedics	Surgical Professional	\$5,171.00	\$4,809.03
		CPH	Hospital OP	\$9,022.25	\$6,549.80
		CPH	Anesthesia, Surgical Professional	\$1,074.19	\$805.64
			Total	\$15,267.44	\$12,164.47
9	29881	Kenai Peninsula Orthopedics	Surgical Professional	\$10,318.00	\$10,318.00
		Chugach Anesthesia	Anesthesia	\$1,268.80	\$1,268.80
		Surgery Center of Kenai	Hospital OP	\$26,462.00	\$15,877.20
		MM Home Care Central	Medical Equipment	\$990.00	\$792.00
			Total	\$39,038.80	\$28,256.00
10	29874	Orthopaedic Research Clinic	Surgical Professional	\$4,500.00	\$3,600.00
		Alpine Anesthesia	Anesthesia	\$960.00	\$960.00
		Providence Surgery Center	Hospital OP	\$16,106.88	\$4,209.52
			Total	\$21,566.88	\$8,769.52
11	29881	Central Peninsula Orthopedics	Surgical Professional	\$5,171.00	\$4,809.03
		CPH	Anesthesia	\$1,206.96	\$905.22
		CPH	Hospital OP	\$9,873.61	\$7,405.20
			Total	\$16,251.57	\$13,119.45
12	29881	Anchorage Fracture & Orthopedic	Surgical Professional	\$5,100.00	\$4,625.70
		Alpine Anesthesia	Anesthesia	\$960.00	\$960.00
		Providence Surgery Center	Hospital OP	\$12,955.00	\$3,614.45
			Total	\$19,015.00	\$9,200.15
13	29881	Central Peninsula Orthopedics	Surgical Professional	\$5,289.45	\$4,897.87
		CPH	Anesthesia	\$1,206.96	\$905.22

KPBSD Surgeries Paid in 2015-16 Fiscal Year

Knee Surgery

Number	Surgical CPT	Provider	Type of Service	Billed	Paid
		CPH	Hospital OP	\$9,481.57	\$5,911.18
			Total	\$15,977.98	\$11,714.27
14	29876	HCI Ortho dba Sportsmed Alaska	Surgical Professional	\$12,522.00	\$2,169.74
	29881	CPH	Anesthesia	\$1,400.08	\$1,050.06
		CPH	Hospital OP	\$10,835.49	\$7,799.59
			Total	\$24,757.57	\$11,019.39
15	27457	Bret L Mason	Surgical Professional	\$11,233.00	\$11,233.00
	29879	Alaska Medical Solutions	Medical Equipment	\$1,465.00	\$1,365.00
		Alaska Surgery Center	Hospital OP	\$43,226.02	\$12,060.06
		Chugach Anesthesia	Anesthesia	\$2,156.96	\$2,156.96
		Chugach Anesthesia	Surgical Professional, Diag Testing	\$1,127.36	\$1,127.36
			Total	\$59,208.34	\$27,942.38
16	29875	HCI Ortho	Surgical Professional	\$23,269.83	\$4,213.73
	29883	CPH	Anesthesia, Surgical Professional	\$4,127.75	\$3,356.49
	29888	CPH	Hospital OP	\$46,565.89	\$34,924.40
			Total	\$73,963.47	\$42,494.62
17	29870	SPH	Surgical Professional	\$2,562.00	\$2,305.80
		SPH	Anesthesia	\$791.00	\$711.90
		SPH	Hospital OP	\$7,156.63	\$6,440.97
			Total	\$10,509.63	\$9,458.67
18	29881	SPH	Surgical Professional	\$5,418.00	\$4,102.06
		SPH	Hospital OP	\$7,025.41	\$6,322.87
		SPH	Anesthesia, Diag Testing	\$791.00	\$569.52
			Total	\$13,234.41	\$10,994.45

KPBSD Surgeries Paid in 2015-16 Fiscal Year

Shoulder Surgery

Number	Surgical CPT	Provider	Type of Service	Billed	Paid
1	25390	Ortho Alaska	Surgical Professional	\$11,328.00	\$11,328.00
	29844	Ortho Alaska	Assistant Surgeon	\$11,308.00	\$2,261.60
		Providence Surgery Center	Hospital OP	\$30,034.27	\$8,073.22
		Alpine Anesthesia	Surgical Professional, Diag Testing	\$1,920.00	\$1,920.00
		Alpine Anesthesia	Anesthesia	\$1,440.00	\$1,440.00
			Total	\$56,030.27	\$25,022.82
2	29806	HCI Ortho dba Sportsmed Alaska	Surgical Professional	\$35,085.70	\$32,899.28
	29807	CPH	Hospital OP	\$34,909.62	\$26,182.19
	29823	CPH	Anesthesia, Surgical Professional	\$4,417.40	\$3,595.45
	29824				
	29826		Total	\$74,412.72	\$62,676.92
3	29848	Kenai Peninsula Orthopedics	Surgical Professional	\$10,106.00	\$9,949.23
	64721	Surgery Center of Kenai	Hospital OP	\$21,715.00	\$13,029.00
		Chugach Anesthesia	Anesthesia	\$926.22	\$926.22
			Total	\$32,747.22	\$23,904.45
4 (outside AK)	29806	Boulder Orthopedic	Surgical Professional	\$6,237.00	\$6,237.00
	29807	Flatrons Surgical Assistant	Assistant Surgeon	\$6,237.00	\$1,559.25
		Aerocare Holdings	Medical Equipment	\$260.00	\$219.80
		Boulder Valley Anesthesia	Anesthesia	\$1,200.00	\$1,200.00
		Not listed	Hospital	\$23,714.00	\$19,459.05
			Total	\$37,648.00	\$28,675.10
5	29806	Kenai Spine LLC	Surgical Professional	\$26,849.60	\$20,243.01
	29823	Sportsmed Alaska	Assistant Surgeon	\$26,845.60	\$2,024.02
	29824				
	29826		Total	\$53,695.20	\$22,267.03
6	29807	Central Peninsula Orthopedics	Surgical Professional	\$12,088.00	\$11,241.84
	29823	CPH	Hospital OP	\$19,188.02	\$13,296.99
		CPH	Anesthesia, Surgical Professional	\$2,787.73	\$2,264.54
			Total	\$34,063.75	\$26,803.37
7	29807	Central Peninsula Orthopedics	Surgical Professional	\$23,059.00	\$21,444.87
	29824	CPH	Hospital OP	\$23,067.65	\$17,300.73
	29826	CPH	Anesthesia, Surgical Professional	\$3,162.18	\$2,545.43
	29828		Total	\$49,288.83	\$41,291.03
8	29848	Kenai Peninsula Orthopedics	Surgical Professional	\$4,486.00	\$3,657.75
		Kenai Peninsula Orthopedics	Assistant Surgeon	\$4,486.00	\$1,121.50
		Chugach Anesthesia	Anesthesia	\$783.84	\$627.07
		Surgery Center of Kenai	Hospital OP	\$14,461.00	\$8,676.60
			Total	\$24,216.84	\$14,082.92
9	29823	SPH	Surgical Professional	\$11,763.00	\$10,586.70
	29826	SPH	Hospital OP	\$13,236.15	\$11,912.56
		SPH	Anesthesia	\$1,734.00	\$1,560.60
			Total	\$26,733.15	\$24,059.86
10	29806	HCI Ortho dba Sportsmed Alaska	Surgical Professional	\$28,507.14	\$4,926.45
	29807	HCI Ortho dba Sportsmed Alaska	Surgical Professional	\$6,842.59	\$1,367.87
	29824	CPH	Hospital OP	\$21,554.99	\$16,166.23
	29826	CPH	Anesthesia	\$3,693.20	\$3,052.30
	29821		Total	\$60,597.92	\$25,512.85
11	29823	Kenai Spine LLC	Surgical Professional	\$35,632.18	\$20,648.68
	29824	Kenai Spine LLC	Assistant Surgeon	\$35,627.18	\$2,064.58
	29826	CPH	Hospital OP	\$37,394.82	\$25,233.92
	29827		Other	\$3,815.09	\$3,025.27
			Total	\$112,469.27	\$50,972.45
12	29822	SPH	Surgical Professional	\$5,483.00	\$4,934.70

KPBSD Surgeries Paid in 2015-16 Fiscal Year

Shoulder Surgery

Number	Surgical CPT	Provider	Type of Service	Billed	Paid
		SPH	Hospital OP	\$11,083.42	\$9,975.10
		SPH	Anesthesia	\$1,655.00	\$1,489.50
			Total	\$18,221.42	\$16,399.30
13	29824	Kevin Paisley, DO	Surgical Professional	\$19,687.00	\$19,687.00
	29826	Bethanaya Myers	Assistant Surgeon	\$19,687.00	\$4,149.35
	29827	Alaska Surgery Center	Hospital OP	\$64,213.00	\$17,260.46
	38220	Chugach Anesthesia	Anesthesia	\$1,828.96	\$1,828.96
		Chugach Anesthesia	Surgical Professional, Diag Testing	\$1,948.97	\$1,948.97
			Total	\$107,364.93	\$44,874.74
14	29822	Central Peninsula Orthopedics	Surgical Professional	\$17,539.00	\$16,311.27
	29826	Central Peninsula Orthopedics	Assistant Surgeon	\$17,539.00	\$4,077.82
	29827	CPH	Hospital OP	\$20,330.58	\$14,883.88
		CPH	Anesthesia, Surgical Professional	\$2,787.73	\$2,264.54
			Total	\$58,196.31	\$37,537.51
15	29824	SPH	Surgical Professional	\$18,398.00	\$16,588.20
	29826	SPH	Hospital OP	\$21,011.48	\$18,910.35
	29827	SPH	Anesthesia	\$1,739.00	\$1,739.00
			Total	\$41,148.48	\$37,237.55
16	23430	Orthopedic Physicians Anchorage	Surgical Professional	\$18,336.83	\$17,578.71
	29806	Orthopedic Physicians Anchorage	Assltant Surgeon	\$1,180.00	\$1,180.00
	29826		Total	\$19,516.83	\$18,758.71
17	29848	Kenai Peninsula Orthopedics	Surgical Professional	\$4,043.00	\$4,043.00
		Midwest Medical	Medical Equipment	\$990.00	\$990.00
		Surgery Center of Kenai	Hospital OP	\$13,200.00	\$7,920.00
		Chugach Anesthesia	Anesthesia	\$888.16	\$888.16
			Total	\$19,121.16	\$13,841.16
18	29848	Kenai Peninsula Orthopedics	Surgical Professional	\$4,043.00	\$4,043.00
		Chugach Anesthesia	Anesthesia	\$888.16	\$888.16
		Surgery Center of Kenai	Hospital OP	\$13,215.00	\$7,929.00
			Total	\$18,146.16	\$12,860.16
19	29806	HCI Ortho dba Sportsmed Alaska	Surgical Professional	\$15,012.62	\$3,223.92
	29823	CPH	Hospital OP	\$29,695.25	\$22,271.46
		CPH	Anesthesia	\$3,439.73	\$2,579.80
			Total	\$48,147.60	\$28,075.18
20	29822	SPH	Surgical Professional	\$10,487.00	\$9,438.30
	29824	SPH	Anesthesiology, Diag Testing	\$2,278.00	\$2,050.20
		SPH	Hospital OP	\$14,791.48	\$13,312.35
			Total	\$27,556.48	\$24,800.85
21	25390	Orthopedic Physicians Anchorage	Surgical Professional	\$11,885.46	\$11,885.46
	29846	Orthopedic Physicians Anchorage	Assistant Surgeon	\$1,457.09	\$1,457.09
		Alpine Surgery Center	Hospital OP	\$32,471.38	\$9,059.50
		Chugach Anesthesia	Anesthesia	\$1,395.68	\$1,395.68
			Total	\$47,209.61	\$23,797.73
22	29822	SPH	Surgical Professional	\$13,168.00	\$11,851.20
	29827	SPH	Anesthesiology, Surg Prof	\$1,971.00	\$1,773.90
		SPH	Hospital OP	\$16,791.33	\$14,979.88
			Total	\$31,930.33	\$28,604.98
23	29822	SPH	Surgical Professional	\$5,483.00	\$4,934.70
		SPH	Anesthesiology, Diag Testing	\$2,199.00	\$1,979.10
		SPH	Hospital OP	\$11,543.13	\$10,388.83
			Total	\$19,225.13	\$17,302.63
24	29806	Central Peninsula Orthopedics	Surgical Professional	\$13,626.00	\$12,396.75
	29807	CPH	Hospital OP	\$39,383.02	\$29,537.28

KPBSD Surgeries Paid in 2015-16 Fiscal Year

Shoulder Surgery

Number	Surgical CPT	Provider	Type of Service	Billed	Paid
		CPH	Anesthesia	\$3,258.85	\$2,444.14
		CPH	Surgical Professional	\$965.21	\$897.65
			Total	\$57,233.08	\$45,275.82

KPBSD Surgeries Paid in 2015-16 Fiscal Year

Colonoscopy and Sigmoidoscopy

Number	Surgical CPT	Provider	Type of Service	Billed	Paid
1	45378	Peninsula Internal Medicine	Routine Flexible Sigmoidoscopy Therapeutic Injection	\$1,785.00	\$1,773.60
2	43235 45378	S Roger Hoebelheinrich	Surgical Professional Routine Flexible Sigmoidoscopy	\$2,553.00	\$2,408.00
		Surgery Center of Kenai	Routine Colorectal Screening	\$10,900.00	\$6,540.00
		Total		\$13,453.00	\$8,948.00
3	45378	Internal Medicine Associates	Routine Flexible Sigmoidoscopy	\$1,700.00	\$1,700.00
		Alaska Regional Hospital	Routine Colorectal Screening	\$4,693.00	\$2,182.25
		Total		\$6,393.00	\$3,882.25
4	45378	Central Peninsula Surgical Assoc.	Routine Flexible Sigmoidoscopy	\$1,650.00	\$1,534.50
		CPH	Routine Flexible Sigmoidoscopy	\$941.41	\$706.06
		CPH	Routine Colorectal Screening	\$2,873.98	\$2,155.49
		Total		\$5,465.39	\$4,396.05
5	45378	Peninsula Internal Medicine	Surgical Professional Therapeutic Injection	\$1,785.00	\$1,511.97
6	45378	Peninsula Internal Medicine	Surgical Professional Therapeutic Injection	\$1,785.00	\$1,768.80
7	45378	Peninsula Internal Medicine	Routine Flexible Sigmoidoscopy	\$1,947.00	\$1,934.80
8	45378	Peninsula Surgical Clinic	Routine Flexible Sigmoidoscopy	\$1,800.00	\$1,800.00
		SPH	Routine Flexible Sigmoidoscopy	\$631.00	\$567.90
		SPH	Routine Colorectal Screening	\$2,101.25	\$1,891.13
		Total		\$4,532.25	\$4,259.03
9	45378 49585	S Roger Hoebelheinrich	Surgical Professional Routine Flexible Sigmoidoscopy	\$5,528.00	\$5,008.18
		CPH	Anesthesia	\$1,750.09	\$1,050.06
		CPH	Routine Colorectal Screening	\$14,028.99	\$10,521.73
		Total		\$21,307.08	\$16,579.97
10	45378 99242	Rene L Alvarez	Surgical Professional Routine Flexible Sigmoidoscopy	\$3,040.00	\$2,440.00
		SPH	Diagnostic Testing	\$2,640.00	\$2,120.42
		SPH	Diagnostic Testing	\$365.00	\$328.50
		Total		\$6,045.00	\$4,888.92
11	45378	Peninsula Internal Medicine	Surgical Professional Therapeutic Injection	\$1,965.00	\$1,952.20
12	45378	Central Peninsula Surgical Assoc.	Surgical Professional	\$1,650.00	\$1,534.50
		CPH	Anesthesia	\$1,013.82	\$760.36
		CPH	Hospital OP	\$3,034.66	\$2,276.00
		CPH	Diagnostic Testing	\$108.22	\$81.17
		Total		\$5,806.70	\$4,652.03
13	11423 11441 45378	Central Peninsula Surgical Assoc.	Surgical Professional Routine Flexible Sigmoidoscopy	\$3,122.00	\$2,903.46
		CPH	Hospital OP	\$9,325.86	\$6,100.51
		CPH	Anesthesia	\$1,436.28	\$1,077.21
			Diagnostic Testing	\$567.00	\$567.00
		Total		\$14,451.14	\$10,648.18
12	45378	Central Peninsula Surgical Assoc.	Surgical Professional	\$1,650.00	\$1,227.60
		CPH	Routine Flexible Sigmoidoscopy	\$1,062.11	\$796.58
		CPH	Routine Colorectal Screening	\$2,881.48	\$2,161.11
		Total		\$5,593.59	\$4,185.29
13	45378	Peninsula Internal Medicine	Surgical Professional Therapeutic Injection	\$1,929.00	\$1,543.20

KPBSD Surgeries Paid in 2015-16 Fiscal Year

Colonoscopy and Sigmoidoscopy

Number	Surgical CPT	Provider	Type of Service	Billed	Paid
14	45378	Peninsula Surgical Clinic	Surgical Professional	\$1,800.00	\$1,342.76
		SPH	Hospital OP	\$2,258.25	\$1,625.94
		Total		\$4,058.25	\$2,968.70
15	45378	Peninsula Surgical Clinic	Routine Flexible Sigmoidoscopy	\$1,875.00	\$1,875.00
		SPH	Routine Flexible Sigmoidoscopy	\$500.00	\$450.00
		SPH	Routine Colorectal Screening	\$2,500.00	\$2,250.00
		Total		\$4,875.00	\$4,575.00
16	45378	S Roger Hoebelheinrich	Routine Flexible Sigmoidoscopy	\$1,828.00	\$1,828.00
		Chugach Anesthesia	Routine Flexible Sigmoidoscopy	\$914.48	\$914.48
		Surgery Center of Kenai	Routine Colorectal Screening	\$5,859.09	\$3,515.45
		Total		\$8,601.57	\$6,257.93
17	45378	Peninsula Internal Medicine	Surgical Professional Therapeutic Injection	\$1,947.00	\$1,937.80
18	45378	Ronald J Boisen	Routine Flexible Sigmoidoscopy	\$1,345.00	\$1,345.00
		ARH	Routine Colorectal Screening	\$3,281.61	\$1,470.17
		Total		\$4,626.61	\$2,815.17
19	45378	Peninsula Internal Medicine	Surgical Professional Therapeutic Injection	\$1,947.00	\$1,937.80
20	45378	Peninsula Internal Medicine	Surgical Professional Therapeutic Injection	\$1,769.00	\$1,728.00
		Peninsula Internal Medicine	Diagnostic Testing	\$280.00	\$114.60
		Total		\$2,049.00	\$1,842.60
21	43239	David King	Surgical Professional	\$3,022.00	\$2,417.60
	45378	Curtis L Bucholz	Diagnostic Testing	\$1,524.00	\$1,524.00
		CPH	Anesthesia	\$1,194.88	\$896.16
		CPH	Hospital OP	\$4,065.81	\$2,997.31
		Total		\$9,806.69	\$7,835.07
22	45378	Peninsula Internal Medicine	Routine Flexible Sigmoidoscopy	\$1,992.00	\$1,973.80
23	45388	Peninsula Internal Medicine	Routine Flexible Sigmoidoscopy Therapeutic Injection	\$2,530.00	\$2,513.80
		Curtis L Bucholz	Diagnostic Testing	\$342.00	\$273.60
		Total		\$2,872.00	\$2,787.40
24	43239	Peninsula Surgical Clinic	Surgical Professional	\$3,400.00	\$3,400.00
	45378	Pathology Associates	Diagnostic Testing	\$772.00	\$716.05
		SPH	Hospital OP	\$2,607.25	\$2,346.53
		Total		\$6,779.25	\$6,462.58
25	45378	Peninsula Internal Medicine	Routine Flexible Sigmoidoscopy Therapeutic Injection	\$1,785.00	\$1,785.00
26	45378	Peninsula Surgical Clinic	Routine Flexible Sigmoidoscopy	\$1,875.00	\$1,875.00
		SPH	Routine Flexible Sigmoidoscopy	\$500.00	\$450.00
		SPH	Routine Colorectal Screening	\$2,500.00	\$2,250.00
		Total		\$4,875.00	\$4,575.00
27	45378	Peninsula Internal Medicine	Routine Flexible Sigmoidoscopy Therapeutic Injection	\$1,785.00	\$1,773.60
28	45378	Peninsula Internal Medicine	Routine Flexible Sigmoidoscopy Therapeutic Injection	\$1,785.00	\$1,773.60
29	45378	S Roger Hoebelheinrich	Surgical Professional	\$1,828.00	\$1,828.00
		CPH	Anesthesia	\$989.69	\$742.27
		CPH	Hospital OP	\$2,739.23	\$2,054.42
		Total		\$5,556.92	\$4,624.69
30	45378	Peninsula Surgical Clinic	Surgical Professional	\$2,664.00	\$2,389.07

KPBSD Surgeries Paid in 2015-16 Fiscal Year

Colonoscopy and Sigmoidoscopy

Number	Surgical CPT	Provider	Type of Service	Billed	Paid
			Therapeutic Injection		
31	45378	Alaska Native Medical Center	Routine Flexible Sigmoidoscopy	\$1,587.00	\$733.88
		Alaska Native Medical Center	Routine Colorectal Screening	\$5,044.15	\$1,235.86
			Total	\$6,631.15	\$1,969.74
32	45378	Peninsula Internal Medicine	Routine Flexible Sigmoidoscopy	\$1,901.00	\$1,901.00
		CPH	Routine Colorectal Screening	\$4,079.36	\$3,059.51
			Total	\$5,980.36	\$4,960.51
33	45388	Peninsula Internal Medicine	Routine Flexible Sigmoidoscopy Therapeutic Injection	\$2,482.00	\$2,475.40
		Curtis L Bucholz	Diagnostic Testing	\$342.00	\$273.60
			Total	\$2,824.00	\$2,749.00
34	45378	Peninsula Surgical Clinic	Routine Flexible Sigmoidoscopy	\$1,875.00	\$1,875.00
		SPH	Routine Flexible Sigmoidoscopy	\$500.00	\$450.00
		SPH	Routine Colorectal Screening	\$2,608.00	\$2,347.20
			Total	\$4,983.00	\$4,672.20
35	45378	Internal Medicine Associates	Surgical Professional	\$1,700.00	\$1,700.00
		ARH	Hospital OP	\$5,852.31	\$2,621.84
			Total	\$7,552.31	\$4,321.84
36	45378	Peninsula Internal Medicine	Routine Flexible Sigmoidoscopy Therapeutic Injection	\$1,965.00	\$1,952.20
37	45378	David King	Routine Colorectal Screening	\$1,601.00	\$1,601.00
		CPH	Hospital OP	\$2,887.32	\$1,732.40
		CPH	Anesthesia	\$1,001.76	\$727.72
			Total	\$5,490.08	\$4,061.12
38	45378 11406 13101	Rene L Alvarez	Surgical Professional Routine Flexible Sigmoidoscopy	\$4,442.00	\$3,993.60
39	45378	Central Peninsula Surgical Assoc.	Routine Flexible Sigmoidoscopy	\$1,650.00	\$1,534.50
		CPH	Routine Flexible Sigmoidoscopy	\$953.48	\$715.11
		CPH	Routine Colorectal Screening	\$2,873.14	\$2,154.86
			Total	\$5,476.62	\$4,404.47
40	43235	Internal Medicine Associates	Surgical Professional	\$1,226.00	\$1,226.00
		Alaska Imaging Associates	Diagnostic Testing	\$152.00	\$144.40
		Anchorage Pathology	Diagnostic Testing	\$83.91	\$83.91
		Denali Anesthesia	Anesthesia	\$1,080.00	\$1,080.00
		ARH	Routine Colorectal Screening	\$8,671.00	\$4,032.00
			Total	\$11,212.91	\$6,566.31
41	45378	Alaska Native Medical Center	Routine Flexible Sigmoidoscopy	\$1,587.00	\$733.88
		Alaska Native Medical Center	Routine Colorectal Screening	\$5,092.75	\$1,248.93
			Total	\$6,679.75	\$1,982.81
42	45378	S Roger Hoebelheinrich	Surgical Professional	\$1,828.00	\$1,462.40
		Surgery Center of Kenai	Hospital OP	\$5,859.09	\$1,634.69
		Chugach Anesthesia	Routine Flexible Sigmoidoscopy	\$914.48	\$914.48
			Total	\$8,601.57	\$4,011.57
43	45378	Peninsula Surgical Clinic	Surgical Professional	\$1,800.00	\$1,651.46
		SPH	Hospital OP	\$2,745.00	\$1,976.40
			Total	\$4,545.00	\$3,627.86
44	45378	Peninsula Internal Medicine	Routine Flexible Sigmoidoscopy	\$1,728.00	\$1,728.00
		CPH	Hospital OP	\$4,214.91	\$2,528.94
			Total	\$5,942.91	\$4,256.94

Dept. of Labor & Workforce Development Stats (date not specified)										
CPT	WC Rank	Description	AK WC Fee Schedule	Medicare Fee	WA WC Fee	AK Average Healthcare	Provider	# of Procedures	Avg Billed	Avg Allowed
12001		24 Simple repair of superficial wounds	\$489.30	\$109.18	\$154.95	\$415.91	Central Peninsula Hospital South Peninsula Hospital Providence Seward Cordova Community Med Ctr Kachemak Bay Med Ctr Primary Care Partners (outside AK) Med - Hawaii Rene Alvarez MD	8 2 1 1 1 1 1 1	\$371.51 \$268.00 \$555.00 \$528.30 \$318.00 \$183.00 \$601.00 \$513.00	\$276.38 \$241.20 \$535.00 \$528.30 \$318.00 \$183.00 \$542.49 \$513.00
20610	21	Arthrocentesis aspiration and/or injection	\$387.66	\$74.60	\$100.72	\$318.33	Central Peninsula Hospital Central Peninsula Orthopedics Central Peninsula Pain Mgmt Dr Ellenburg Ctr for Natural Med Dr Mike Orzechowski Family Medical Clinic Frontier Natural Health Inc HCI Ortho dba Sportsmed Alaska Heald Duane Calvin PA Judith E Steyer MD Katy Sheridan MD Medcenter North Country Sports Medicine (outside AK) North Star Medical Orthopaedic Research Clinic of AK Panorama Orthopedics (outside AK) POHS of Alaska Rhymer Color Clinic Seward Community Health South Peninsula Hospital	1 18 1 30 9 1 24 5 1 1 1 4 1 2 5 1 3 1 1 1 14	\$295.57 \$365.65 \$334.28 \$108.33 \$350.00 \$390.00 \$112.50 \$534.08 \$382.66 \$383.00 \$229.00 \$363.00 \$167.00 \$140.00 \$381.53 \$171.00 \$203.33 \$395.00 \$395.00 \$382.07	\$221.68 \$340.05 \$310.88 \$108.33 \$350.00 \$390.00 \$112.50 \$345.94 \$382.66 \$312.00 \$229.00 \$326.70 \$167.00 \$140.00 \$381.53 \$171.00 \$203.33 \$395.00 \$395.00 \$356.18
22551	9	Arthrodesis anterior; interbody; cervical	\$13,973.36	\$2,119.35	\$2,827.80	\$7,981.69	N/A	N/A	N/A	N/A
22612	13	Arthrodesis posterior; lumbar	\$12,952.83	\$1,979.87	\$2,635.84	\$7,497.21	Kenai Spine	2	\$31,085.80	\$8,292.36
23120	12	Claviclectomy; partial	\$2,704.02	\$722.91	\$983.95	\$2,679.98	Ortho Alaska	1	\$710.00	\$1,560.00
23412	2	Repair of Rotator Cuff	\$7,725.78	\$1,063.39	\$1,421.68	\$3,980.57	Ortho Alaska	1	\$1,560.00	N/A
23420	22	Reconstruction of complete shoulder	\$9,871.83	\$1,208.38	\$1,616.48	\$4,516.47	N/A	N/A	N/A	N/A
23430	10	Tenodesis of tendon	\$5,837.26	\$931.43	\$1,252.34	\$3,463.72	N/A	N/A	N/A	N/A
29806	16	Arthroscopy shoulder surgical; capsulorrhaph	\$6,970.30	\$1,376.86	\$1,768.67	\$4,964.70	Boulder Orthopedics (outside AK) Central Peninsula Orthopedics Flatrons Surgical Assisting (outside AK) HCI Ortho dba Sportsmed Alaska Kenai Spine Orthopedic Physicians Anchorage Sportsmed Alaska	1 1 1 3 1 1 1	\$3,168.00 \$6,988.00 \$3,168.00 \$6,494.06 \$8,364.36 \$7,000.00 \$811.25	\$3,168.00 \$6,498.84 \$792.00 \$4,477.65 \$8,113.43 \$7,000.00 \$811.25
29807	5	Arthroscopy shoulder surgical; labral tear	\$6,621.79	\$1,292.78	\$1,724.95	\$4,833.41	Boulder Orthopedics (outside AK) Central Peninsula Orthopedics Flatrons Surgical Assisting (outside AK) HCI Ortho dba Sportsmed Alaska Central Peninsula Hospital	1 3 1 2 4	\$3,069.00 \$6,638.00 \$3,069.00 \$8,012.37 \$4,894.70	\$3,069.00 \$6,173.34 \$767.25 \$4,615.67 \$2,134.20
29822	20	Arthroscopy shoulder surgical; debridement	\$4,739.80	\$714.19	\$965.13	\$2,660.81	Central Peninsula Orthopedics South Peninsula Hospital	3	\$4,427.35	\$4,543.70
29826	3	Arthroscopy shoulder surgical w/ decompression	\$5,436.83	\$224.46	\$288.87	\$853.41	Central Peninsula Orthopedics HCI Ortho dba Sportsmed Alaska Kenai Spine Bethany Meyers Orthopedic Physicians Anchorage Kevin Paisley, DO South Peninsula Hospital	4 2 3 1 1 1 2	\$5,309.85 \$6,588.78 \$6,523.87 \$5,872.00 \$5,436.83 \$5,872.00 \$5,709.00	\$3,133.23 \$4,026.52 \$4,706.31 \$1,468.00 \$5,436.83 \$5,872.00 \$5,136.10
29827	14	Arthroscopy shoulder surgical w/cuff repair	\$7,318.82	\$1,346.27	\$1,789.14	\$5,050.23	Central Peninsula Orthopedics HCI Ortho LLC Kenai Spine Bethany Meyers Kevin Paisley, DO South Peninsula Hospital	3 1 2 1 1 2	\$6,558.22 \$3,326.00 \$8,782.08 \$1,995.75 \$7,759.00 \$7,685.00	\$3,230.64 \$6,823.41 \$3,014.54 \$4,685.46 \$1,995.75 \$7,759.00 \$6,916.50

Dept of Labor & Workforce Development Stats (date not specified)										RPSSD Claims 2015-16 Fiscal Year			
CPT	WC Rank	Description	AK WC Fee Schedule	Medicare Fee	WA WC Fee	AK Average Healthcare	Provider	# of Procedures	Avg Billed	Avg Allowed			
29877	15	Arthroscopy w/debridement	\$4,879.21	\$774.76	\$1,045.37	\$2,881.03	Ortho Alaska	1	\$4,850.00	\$4,950.00			
29881	1	Arthroscopy Knee w/ Meniscus Repair	\$5,158.02	\$673.11	\$912.56	\$2,551.85	Anchorage Fracture & Orthopedic Central Peninsula Orthopedics HCI Ortho dba Sportsmed Alaska Kenai Peninsula Orthopaedics Orthopedic Physicians Anchorage South Peninsula Hospital Timothy S Kavanaugh	1 4 2 2 2 2 1	\$5,100.00 \$5,171.00 \$6,251.00 \$5,159.00 \$5,180.00 \$5,418.00 \$5,180.00	\$5,100.00 \$4,809.03 \$3,436.08 \$5,159.00 \$5,180.00 \$4,876.20 \$5,180.00			
29888	6	Arthroscopic ligament repair	\$8,782.56	\$1,239.28	\$1,648.03	\$4,637.14	Central Peninsula Orthopedics HCI Ortho dba Sportsmed Alaska	1 2	\$8,845.55 \$10,660.00	\$8,319.36 \$1,456.79			
39880	8	Arthroscopy knee surgical, w menisc.	\$5,576.24	\$700.17	\$947.72	\$2,642.16	N/A	N/A	N/A	N/A			
49905	17	Repair initial inguinal hernia	\$9,461.14	\$695.21	\$863.30	\$2,430.13	David King	1	\$5,508.00	\$5,508.00			
54721	19	Neuroplasty and/or transeposition	\$5,187.82	\$525.08	\$724.40	\$1,946.17	N/A	N/A	N/A	N/A			
62311	11	Injection of diagnostic/therapeutic substance	\$1,295.28	\$248.65	\$371.39	\$920.00	Kenai Spine South Peninsula Hospital	1 2	\$1,554.34 \$669.00	\$1,507.71 \$602.10			
63080	4	Laminotomy w/ decompression	\$10,391.15	\$1,186.95	\$1,805.97	\$4,450.70	South Peninsula Hospital	2	\$7,875.00	\$7,087.50			
63042	25	Laminotomy w/ decompression	\$11,681.55	\$1,609.81	\$2,154.94	\$6,040.11	Kenai Spine	3	\$18,757.91	\$9,420.12			
65650	23	Percutaneous implantation of neurostimulat	\$6,791.60	\$564.80		\$2,082.27	N/A	N/A	N/A	N/A			
64415	18	Injection anesthetic agent/ brachial plexus	\$1,182.37	\$149.52	\$202.54	\$576.26	Alpine Anesthesia Central Peninsula Hospital Chugach Anesthesia	1 5 1	\$1,560.00 \$954.34 \$1,045.52	\$1,560.00 \$887.54 \$1,045.52			
64483	7	Injection anesthetic agent/ steroid epidural	\$2,364.74	\$274.82	\$392.91	\$1,070.73	Kenai Spine South Peninsula Hospital	5 1	\$2,885.15 \$668.00	\$2,798.60 \$602.10			

(\$6,241.20 for one, less for other)

(\$2,330.86 for one, less for assistant surgeon)

(\$11,340 for surgeon, less for assistant surgeon)
(6,855.48 for surgeon, less for assistant surgeon)

