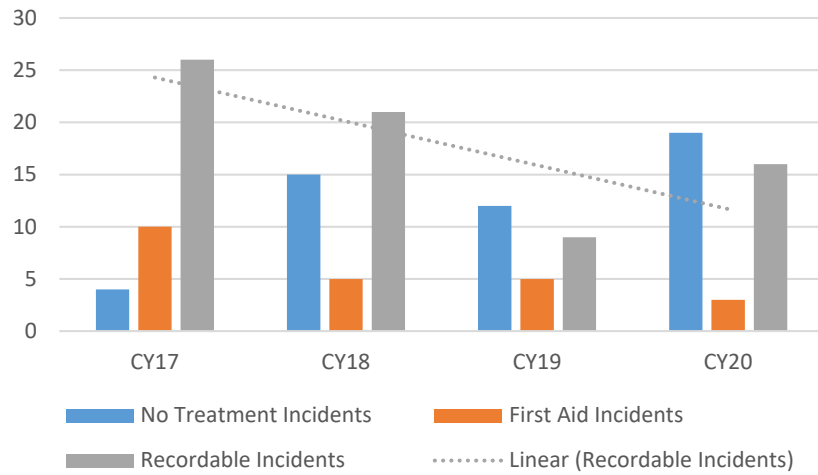


KPB 4-Year Incident Breakdown & 2-Year Comparison

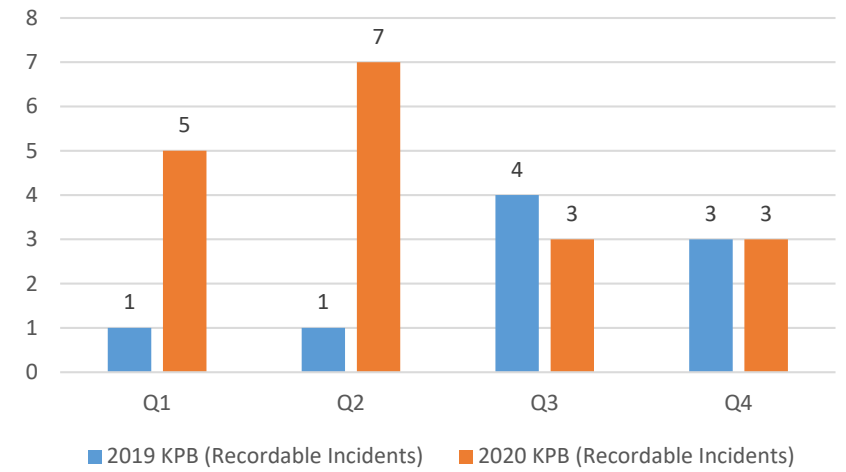
KPB Incident Breakdown



KPB First Aid Comparison (2019 vs 2020)

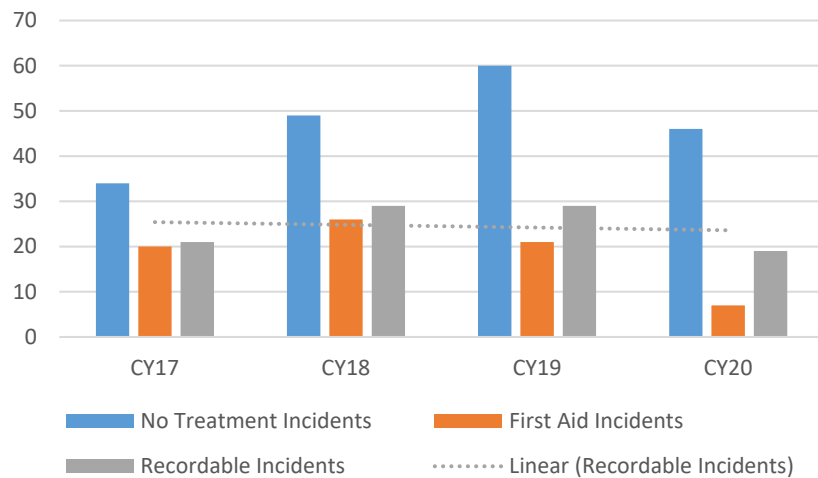


KPB Recordable Comparison (2019 vs 2020)

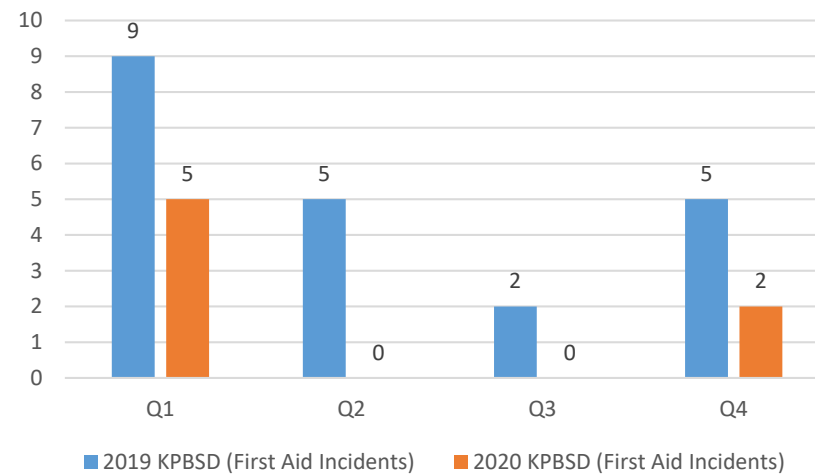


KPBSD 4-Year Incident Breakdown & 2-Year Comparison

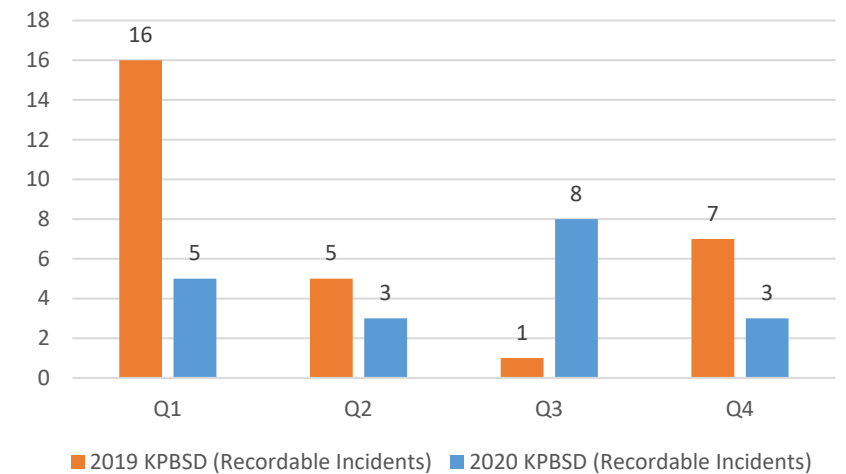
KPBSD Incident Breakdown



KPBSD First Aid Comparison (2019 vs 2020)

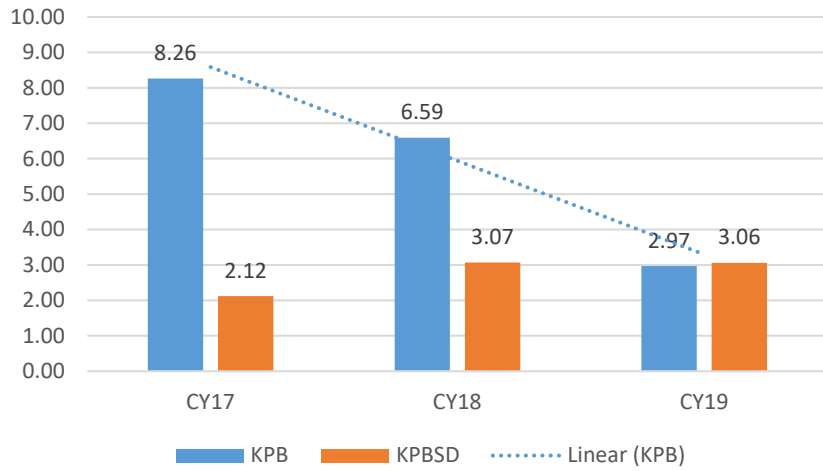


KPBSD Recordable Comparison (2019 vs 2020)

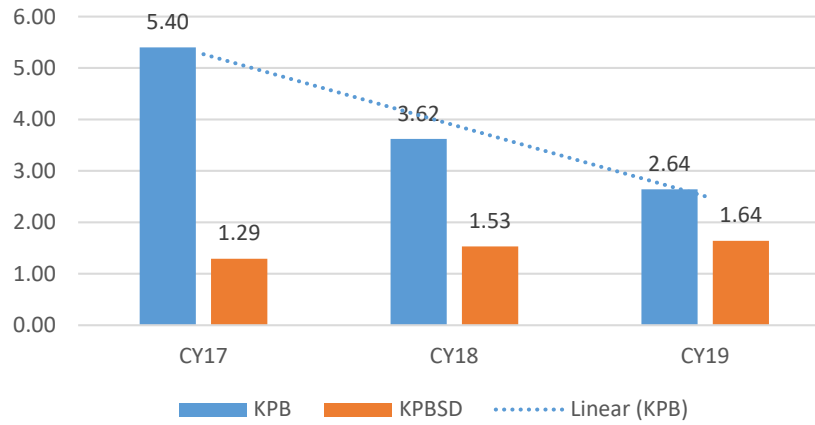


TRIR, DART & Workers' Comp Program Costs

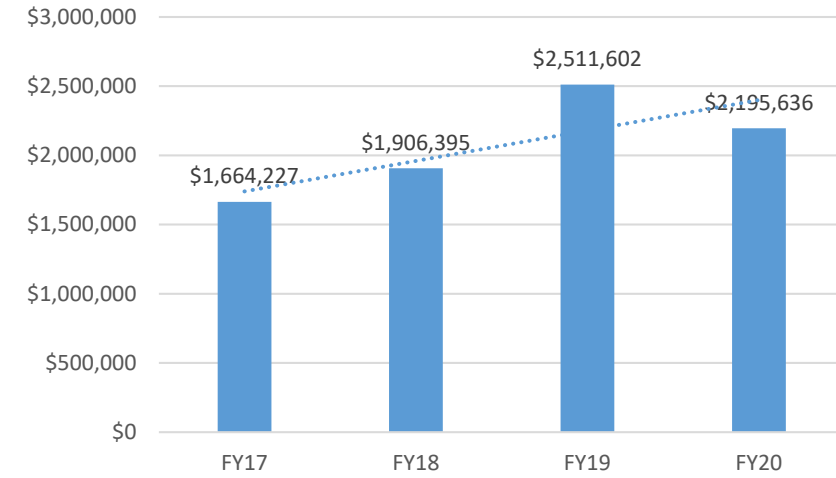
Total Recordable Incident Rate (TRIR)*



Days Away, Restricted or Transferred (DART)*

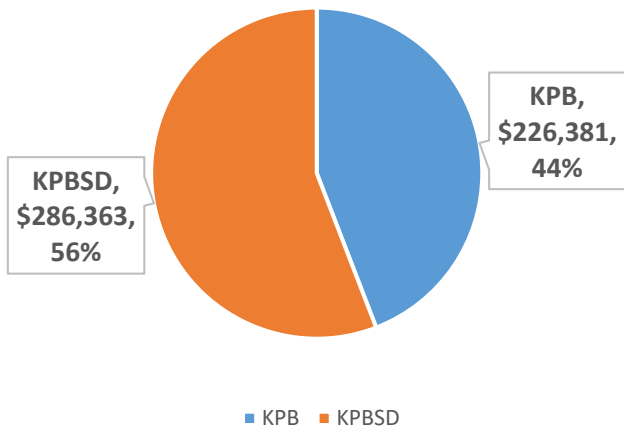


Total Program Costs (700.11236)

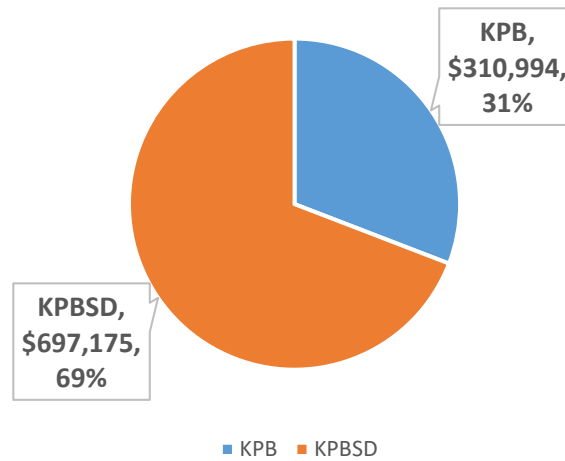


KPB&SD Yearly Cash Basis Activity (CY18-CY20)

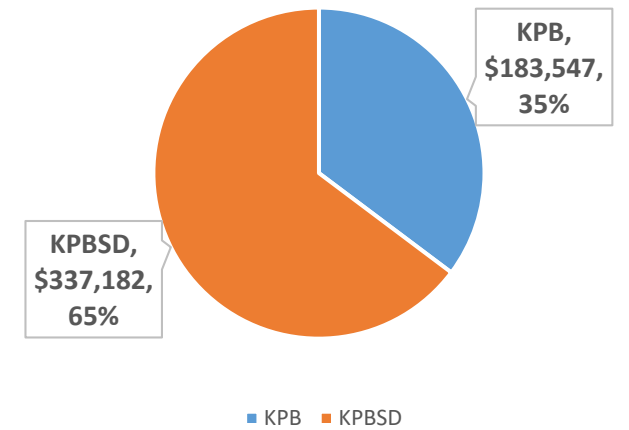
Yearly Cash Basis Activity (CY18)



Yearly Cash Basis Activity (CY19)



Yearly Cash Basis Activity (CY20)



*CY20 TRIR & DART data unavailable until after OSHA Logs are reported.

KPB Incident Breakdown	CY17	CY18	CY19	CY20
No Treatment Incidents	4	15	12	19
First Aid Incidents	10	5	5	3
Recordable Incidents	26	21	9	16
Total	40	41	26	38

KPB First Aid Comparison (2019 vs 2020)	Q1	Q2	Q3	Q4
2019 KPB (First Aid Incidents)	1	2	1	1
2020 KPB (First Aid Incidents)	1	1	0	1

KPB Recordable Comparison (2019 vs 2020)	Q1	Q2	Q3	Q4
2019 KPB (Recordable Incidents)	1	1	4	3
2020 KPB (Recordable Incidents)	5	7	3	3

KPBSD Incident Breakdown	CY17	CY18	CY19	CY20
No Treatment Incidents	34	49	60	46
First Aid Incidents	20	26	21	7
Recordable Incidents	21	29	29	19
Total	75	104	110	72

KPBSD First Aid Comparison (2019 vs 2020)	Q1	Q2	Q3	Q4
2019 KPBSD (First Aid Incidents)	9	5	2	5
2020 KPBSD (First Aid Incidents)	5	0	0	2

KPBSD Recordable Comparison (2019 vs 2020)	Q1	Q2	Q3	Q4
2019 KPBSD (Recordable Incidents)	16	5	1	7
2020 KPBSD (Recordable Incidents)	5	3	8	3

Total Recordable Incident Rate (TRIR)	CY17	CY18	CY19	CY20
KPB	8.26	6.59	2.97	TBD
KPBSD	2.12	3.07	3.06	TBD

Days Away, Restricted, Transferred (DART)	CY17	CY18	CY19	CY20
KPB	5.40	3.62	2.64	TBD
KPBSD	1.29	1.53	1.64	TBD

Yearly Cash Basis Activity	CY17	CY18	CY19	CY20
KPB	\$272,619	\$226,381	\$310,994	\$183,547
KPBSD	\$159,287	\$286,363	\$697,175	\$337,182

Total Program Costs (11236)	FY17	FY18	FY19	FY20
All Costs Within Program 11236	\$1,664,227	\$1,906,395	\$2,511,602	\$2,195,636