

KENAI PENINSULA BOROUGH SCHOOL DISTRICT



FIVE-YEAR ENROLLMENT PROJECTION

2021 – 22 through 2025 – 26

November 9, 2020

www.kpbsd.k12.ak.us

Kenai Peninsula Borough School District

148 North Binkley Street
Soldotna, AK 99669

Five Year Enrollment Projections

2022-22 through 2026-27

Submitted to the State of Alaska, Department of Education
November 5, 2021

Mr. Clayton Holland, Superintendent
Ms. Elizabeth Hayes, Director of Finance

Table of Contents

	Page
Introduction	
Introduction.....	1
KPBSD Schools.....	2
School Facilities and Educational Structure.....	3-4
Individual School Enrollments	
FY23 Enrollment Projection.....	5
Aurora Borealis Charter School.....	6
Chapman School.....	7
Connections.....	8
Cooper Landing School.....	9
Fireweed Academy Charter School.....	10
Homer Flex High School.....	11
Homer High School.....	12
Homer Middle School.....	13
Hope School.....	14
Kachemak Selo.....	15
Kaleidoscope Charter School.....	16
K-Beach Elementary School.....	17
Kenai Alternative High School.....	18
Kenai Central High School.....	19
Kenai Middle School.....	20
Marathon.....	21
McNeil Canyon Elementary School.....	22
Moose Pass School.....	23
Mountain View Elementary School.....	24
Nanwalek School.....	25
Nikiski Middle/Senior High School.....	26
Nikiski North Star Elementary School.....	27
Nikolaevsk School.....	28
Ninilchik School.....	29
Paul Banks Elementary School.....	30
Port Graham School.....	31
Razdolna School.....	32
Redoubt Elementary School.....	33
River City Academy.....	34
Seward Elementary School.....	35

Seward High School.....	36
Seward Middle School.....	37
Skyview High School.....	38
Skyview Middle School.....	39
Soldotna Elementary School.....	40
Soldotna High School.....	41
Soldotna Montessori Charter School.....	42
Soldotna Prep.....	43
Spring Creek School.....	44
Sterling Elementary School.....	45
Susan B English School.....	46
Tebughna School.....	47
Tustumena Elementary School.....	48
Voznesenka School.....	49
West Homer Elementary School.....	50

Projected Enrollments

FY23 Enrollment Projection.....	51
FY24 Enrollment Projection.....	52
FY25 Enrollment Projection.....	53
FY26 Enrollment Projection.....	54
FY27 Enrollment Projection.....	55

OASIS (On-line Alaska School Information System)

OASIS Information.....	57
FY21 Actual Enrollment compared to OASIS.....	58
FY20 Actual Enrollment compared to OASIS.....	59
FY19 Actual Enrollment compared to OASIS.....	60
FY18 Actual Enrollment compared to OASIS.....	61
FY17 Actual Enrollment compared to OASIS.....	62
FY16 Actual Enrollment compared to OASIS.....	63
FY15 Actual Enrollment compared to OASIS.....	64
FY14 Actual Enrollment compared to OASIS.....	65
FY13 Actual Enrollment compared to OASIS.....	66
FY12 Actual Enrollment compared to OASIS.....	67
FY11 Actual Enrollment compared to OASIS.....	68
FY10 Actual Enrollment compared to OASIS.....	69
FY09 Actual Enrollment compared to OASIS.....	70
FY08 Actual Enrollment compared to OASIS.....	71
FY07 Actual Enrollment compared to OASIS.....	72
FY06 Actual Enrollment compared to OASIS.....	73
FY05 Actual Enrollment compared to OASIS.....	74
FY04 Actual Enrollment compared to OASIS.....	75

Supplemental Information

FY22 Actual Enrollment by Location and Grade.....	77
History and Projected Enrollment by Year.....	78
Enrollment History by Site.....	79
Enrollment Projection by Site.....	80
Enrollment Projection by Area.....	81

Borough Population 1960 to 2010.....	82
Population Growth and Historical Data.....	83

Introduction

Introduction

The Kenai Peninsula Borough Board of Education is responsible for providing an adequate educational environment for the students of the Kenai Peninsula Borough School District. To fulfill this obligation, the Board regularly reviews the District's long-range plan. On an annual basis, the School Board receives a new enrollment report.

Information from building administrators and other sources (like Child Find and Head Start programs) help determine the projected number of incoming kindergartners at each school. Once estimates have been made for the incoming kindergarten class, the other peer groups are rolled forward to the next grade. Administration also takes into consideration historical trends, economic variables and other available information in the projection.

This narrative is divided into two sections:

- School Facilities and Educational Structure
- Population Growth and Projections for FY23 through FY27

Charts and data providing detailed membership projections, graphs of demographic facts related to the student population and other information are included in each section

The process used to project the FY23 enrollment is based on a straight-line method. The steps involved were:

1. Grades at all school sites were moved ahead one grade level with some variance based on principal input.
2. Charter school enrollment projections are in concert with the contractual agreement between the School District and the charter school.
3. AR 6183 (c) notes the enrollment staffing for Homer Flex, Kenai Alternative and Kenai Youth Facility locations.
4. Kindergarten enrollment was based on the average of actual enrollment, for FY20, FY21 and FY22 and administrator recommendations.
5. Sites affected by feeder schools were adjusted appropriately.

The District was required to submit the FY23 enrollment projection to the Department of Education and Early Development by November 5, 2021.

Kenai Peninsula Borough School District Schools

Area	School Name	Configuration	Original State Capacity	Revised State Capacity	Difference
Homer Area	Chapman	K-8	225	150	(75)
	Fireweed Academy Charter *	K-6			
	Homer Flex	9-12	75		
	Homer High	9-12	600		
	Homer Middle	7-8	375	360	(15)
	Kachemak Selo	K-12	100		
	McNeil Canyon	K-6	250	260	10
	Nikolaevsk	K-12	250	175	(75)
	Ninilchik	K-12	400	300	(100)
	Paul Banks	K-2	350	270	(80)
	Razdolna	K-12	50		
	Voznesenka	K-12	150		
	West Homer Elem	3-6	500	450	(50)
Kenai Area	Aurora Borealis Charter *	K-8			
	Kaleidoscope Charter *	K-6			
	Kenai Alternative	9-12	125		
	Kenai Central High	9-12	800		
	Kenai Middle	6-8	550	500	(50)
	Mountain View	K-5	500	430	(70)
Nikiski Area	Nikiski Middle/Senior	6-12	600		
	Nikiski North Star	K-5	500	430	(70)
Seward Area	Moose Pass	K-8	65	50	(15)
	Seward Elem	K-5	500	450	(50)
	Seward High	9-12	400		
	Seward Middle	6-8	300	227	(73)
Soldotna Area	Cooper Landing	K-12	50	40	(10)
	K-Beach	K-6	500	400	(100)
	Redoubt	K-6	500	400	(100)
	River City Academy **	7-12			
	Skyview Middle School	7-8	600		
	Soldotna Elementary	K-6	550	470	(80)
	Soldotna High	10-12	800		
	Soldotna Montessori Charter *	K-6			
	Sterling	K-6	325	270	(55)
Tustumena	K-6	400			
Other Locations	Connections	K-12			
	Hope	K-12	100		
	Marathon	7-12	10		
	Nanwalek	K-12	50	60	10
	Port Graham	K-12	50		
	Susan B. English	K-12	200		
	Tebughna	K-12	125		

* Charter schools in the district are housed according to the terms of their contract

** River City Academy is housed at Skyview Middle School.

*** Connections home-school program does not require space to house students

School Facilities and Educational Structure

The Kenai Peninsula Borough School District operates 42 facilities, housing 8,398 students and 1,095.48 FTE district staff.

There are a variety of configurations, depending on community location and population. Schools are divided into four categories for the certified staffing formula, with further divisions for the support staffing formula. As of November 2010, the four categories specified by the certified staffing formula are:

1. High School/Middle School with population greater than 100:

Homer High	Seward High
Homer Middle	Seward Middle
Kenai Central High	Skyview Middle School
Kenai Middle	Soldotna High
Nikiski Jr/Sr High	

2. Elementary Schools K-6 with population greater than 250:

K-Beach	Mountain View
---------	---------------

3. Elementary Schools K-6 with population from 100 -250:

McNeil	Soldotna
Nikiski North Star	Sterling
Redoubt	Tustumena
Paul Banks	West Homer
Seward	

4. Small Schools with population less than 200:

Chapman	Ninilchik
Cooper Landing	Port Graham
Hope	Razdolna
Kachemak Selo	River City Academy
Moose Pass	Susan B. English
Nanwalek	Tebughna
Nikolaevsk	Voznesenka

5. Other Programs:

Connections	Kenai Alternative High
Homer Flex High	Marathon

Special Education services are offered in all elementary and secondary schools in the District.

There are four charter schools in the district.

Aurora Borealis Charter School serves grades K-8. Kaleidoscope School of Arts and Sciences serves grades K-5. Fireweed and Soldotna Montessori Charter schools serve grades K-6. Soldotna Montessori is organized by age. Charter schools are not included in the staffing formulas because they determine their own staffing levels.

Homer Flex and Kenai Alternative are schools that offer alternative programs for students within their communities to complete high school. River City Academy offers a secondary grade level standards-based program. Marathon is a high school program in a secure facility operated in conjunction with the Department of Corrections.

Elementary and charter schools feed into middle schools and middle schools feed into high schools. The following listing shows the elementary schools that are located within each middle school attendance area:

Homer Middle School

Fireweed Academy Charter
McNeil Canyon
West Homer

Skyview Middle School

K-Beach
Redoubt
Soldotna
Soldotna Montessori Charter
Sterling
Tustumena

Kenai Middle School

K-Beach
Kaleidoscope Charter
Mountain View

Seward Middle School

Seward

Nikiski Middle School

Nikiski North Star

Schools not involved in the Middle School Feeder System

Connections	Port Graham
Kachemak Selo	Susan B. English
Nikolaevsk	Tebughna
Ninilchik	Voznesenka

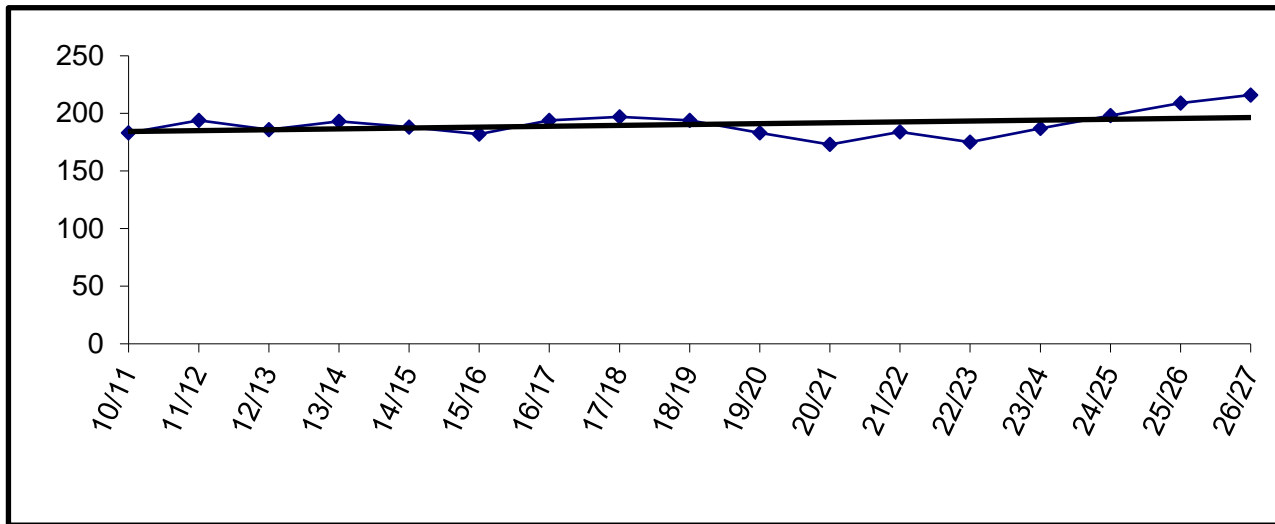
Individual School Enrollments

FY23 Enrollment Projection

	Pre-K	K	1	2	3	4	5	6	7	8	9	10	11	12	FY23 Projection	FY22 10-22-21	Difference
Aurora Borealis Charter	0	24	24	24	24	24	17	13	13	12	0	0	0	0	175	184	(9)
Chapman	0	18	20	19	16	19	21	20	19	12	0	0	0	0	164	164	0
Connections	0	60	64	77	70	71	88	99	97	93	89	100	102	95	1105	1212	(107)
Cooper Landing	0	1	1	2	3	1	3	0	2	0	1	0	1	0	15	13	2
Fireweed Academy Charter	0	14	10	18	15	16	10	13	0	0	0	0	0	0	96	99	(3)
Homer Flex	0	0	0	0	0	0	0	0	0	0	5	5	10	10	30	28	2
Homer High	0	0	0	0	0	0	0	0	0	0	102	91	105	85	383	359	24
Homer Middle	0	0	0	0	0	0	0	0	77	87	0	0	0	0	164	180	(16)
Hope	0	1	1	2	3	1	4	1	2	2	1	1	3	1	23	19	4
Kachemak Selo	0	3	3	4	3	2	4	3	1	0	3	0	2	4	32	31	1
Kaleidoscope Charter	0	40	44	44	44	44	44	0	0	0	0	0	0	0	260	227	33
K-Beach	0	51	53	56	51	56	53	54	0	0	0	0	0	0	374	374	0
Kenai Alternative	0	0	0	0	0	0	0	0	0	0	7	8	10	40	65	48	17
Kenai Central High	0	0	0	0	0	0	0	0	0	0	142	128	110	94	474	438	36
Kenai Middle	0	0	0	0	0	0	0	115	122	141	0	0	0	0	378	408	(30)
Marathon	0	0	0	0	0	0	0	0	0	2	2	2	2	2	10	7	3
McNeil Canyon	0	18	21	13	17	21	22	14	0	0	0	0	0	0	126	122	4
Moose Pass	0	2	2	4	2	4	3	0	0	0	0	0	0	0	17	15	2
Mountain View	0	68	68	60	58	62	62	0	0	0	0	0	0	0	378	381	(3)
Nanwalek	0	9	9	5	6	9	8	3	4	5	5	4	9	8	84	81	3
Nikiski Middle/Senior	0	0	0	0	0	0	0	46	57	55	39	50	56	37	340	321	19
Nikiski North Star	0	43	41	42	41	37	34		0	0	0	0	0	0	238	248	(10)
Nikolaevsk	0	2	2	0	2	1	1	1	2	1	1	1	0	2	16	15	1
Ninilchik	0	4	11	11	7	8	10	6	9	7	3	5	4	7	92	103	(11)
Paul Banks	0	53	55	52	0	0	0	0	0	0	0	0	0	0	160	155	5
Port Graham	0	1	1	3	1	3	1	3	2	2	2	3	1	1	24	27	(3)
Razdolna	0	6	6	7	5	6	4	9	6	8	3	14	6	3	83	85	(2)
Redoubt	0	44	54	36	42	52	57	52	0	0	0	0	0	0	337	343	(6)
River City Academy	0	0	0	0	0	0	0	0	15	15	21	13	14	37	115	114	1
Seward Elem	0	35	35	34	42	33	42	0	0	0	0	0	0	0	221	227	(6)
Seward High	0	0	0	0	0	0	0	0	0	0	42	43	31	31	147	132	15
Seward Middle	0	0	0	0	0	0	0	28	50	48	0	0	0	0	126	138	(12)
Skyview Middle	0	0	0	0	0	0	0	0	172	199	0	0	0	0	371	355	16
Soldotna Elem	0	42	39	30	36	34	35	27	0	0	0	0	0	0	243	259	(16)
Soldotna High	0	0	0	0	0	0	0	0	0	0	165	195	211	156	727	654	73
Soldotna Montessori Charter	0	20	24	25	21	25	25	24	0	0	0	0	0	0	164	163	1
Sterling	0	25	16	17	24	22	21	17	0	0	0	0	0	0	142	141	1
Susan B English	0	9	7	5	7	4	3	2	6	6	2	2	1	2	56	48	8
Tebughna	0	1	3	0	4	3	4	1	1	3	2	2	1	1	26	25	1
Tustumena	0	16	19	19	15	16	19	18	0	0	0	0	0	0	122	124	(2)
Voznesenka	0	11	12	16	9	9	7	10	5	6	13	5	10	5	118	129	(11)
West Homer	0	0	0	0	48	46	48	66	0	0	0	0	0	0	208	202	6
	0	621	645	625	616	629	650	645	662	704	650	672	689	621	8,429	8,398	31

Aurora Borealis Charter

	YEAR	PRE-K	K	1	2	3	4	5	6	7	8	9	10	11	12	TOTAL	# Change	% Change
Actual	10/11		24	24	23	23	23	20	20	15	11					183	1	0.5%
	11/12		24	24	24	24	23	23	21	17	14					194	11	6.0%
	12/13		23	20	22	25	24	22	22	18	10					186	-8	-4.1%
	13/14		24	23	22	24	24	24	21	18	13					193	7	3.8%
	14/15	1	25	22	24	22	21	23	20	13	17					188	-5	-2.6%
	15/16		24	24	22	24	20	20	20	18	10					182	-6	-3.2%
	16/17		24	24	25	24	24	22	21	15	15					194	12	6.6%
	17/18		23	23	23	25	24	25	22	20	12					197	3	1.5%
	18/19		24	25	21	20	24	22	21	17	20					194	-3	-1.5%
	19/20		24	24	24	22	19	24	15	17	14					183	-11	-5.7%
	20/21		24	24	24	23	18	20	16	14	10					173	-10	-5.5%
Projected	21/22		24	24	24	24	24	19	19	15	11					184	11	6.4%
	22/23		24	24	24	24	24	17	13	13	12					175	-9	-4.9%
	23/24		24	24	24	24	24	24	17	13	13					187	12	6.9%
	24/25		24	24	24	24	24	24	24	17	13					198	11	5.9%
	25/26		24	24	24	24	24	24	24	24	17					209	11	5.6%
	26/27		24	24	24	24	24	24	24	24	24					216	7	3.3%



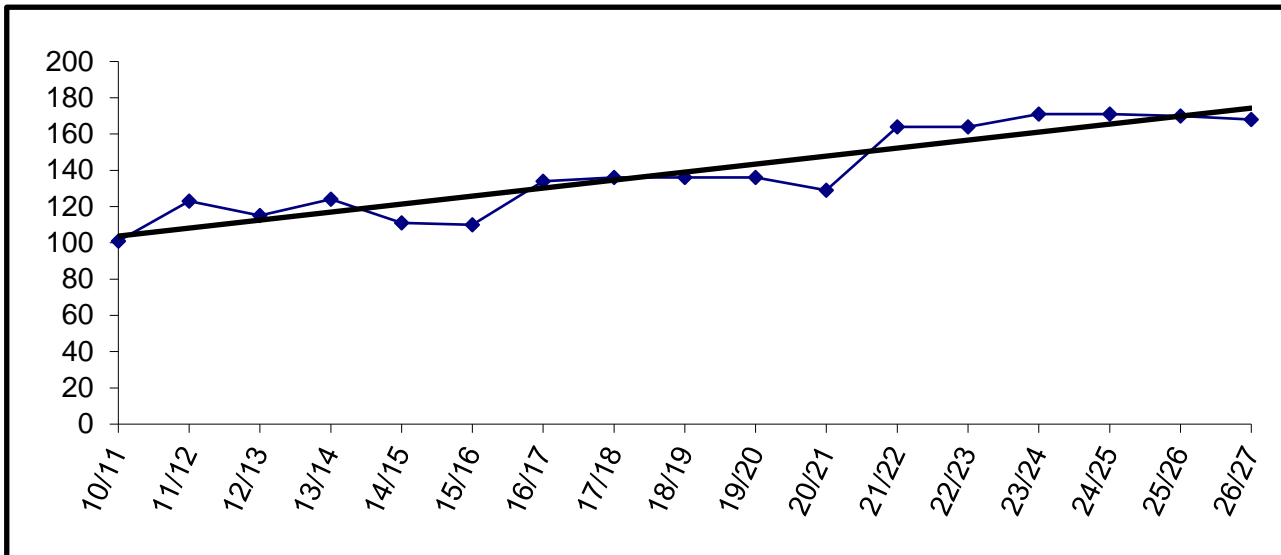
Charter schools in the district are housed according to the terms of their contract. The Board may allow them to use available space in existing facilities.

Aurora Borealis is currently housed in the old Kenai Elementary building.

Enrollment for FY09 and beyond is subject to board review and approval.

Chapman

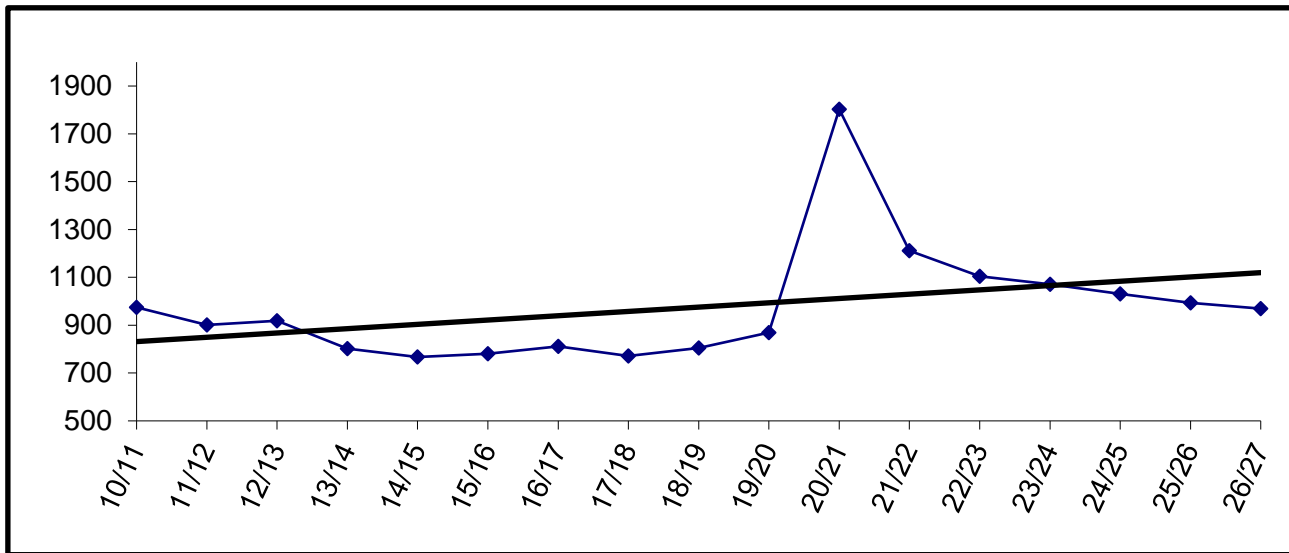
	YEAR	PRE-K	K	1	2	3	4	5	6	7	8	9	10	11	12	TOTAL	# Change	% Change
Actual	10/11	12	11	10	13	9	14	8	8	10	6					101	9	9.8%
	11/12	22	17	13	10	13	8	13	10	7	10					123	22	21.8%
	12/13	20	14	16	8	10	12	7	12	8	8					115	-8	-6.5%
	13/14	17	20	13	13	12	9	13	6	14	7					124	9	7.8%
	14/15	10	15	15	14	11	10	7	11	6	12					111	-13	-10.5%
	15/16	10	16	12	16	13	12	9	9	7	6					110	-1	-0.9%
	16/17	22	18	15	12	16	12	12	11	8	8					134	24	21.8%
	17/18	10	19	17	13	13	18	10	16	12	8					136	2	1.5%
	18/19	14	13	20	14	16	11	16	9	12	11					136	0	0.0%
	19/20	10	16	12	18	13	13	11	16	15	12					136	0	0.0%
Projected	20/21	9	18	14	13	16	9	12	12	9	17					129	-7	-5.1%
	21/22	9	20	19	16	19	21	20	19	12	9					164	35	27.1%
	22/23		18	20	19	16	19	21	20	19	12					164	0	0.0%
	23/24		19	18	20	19	16	19	21	20	19					171	7	4.3%
	24/25		19	19	18	20	19	16	19	21	20					171	0	0.0%
	25/26		19	19	19	18	20	19	16	19	21					170	-1	-0.6%
	26/27		19	19	19	19	18	20	19	16	19					168	-2	-1.2%



Building Capacity	150	
# enrolled and % of capacity		
Actual	Projected	
<u>FY22</u>	<u>FY23</u>	<u>FY24</u>
164	164	171
109%	109%	114%

Connections

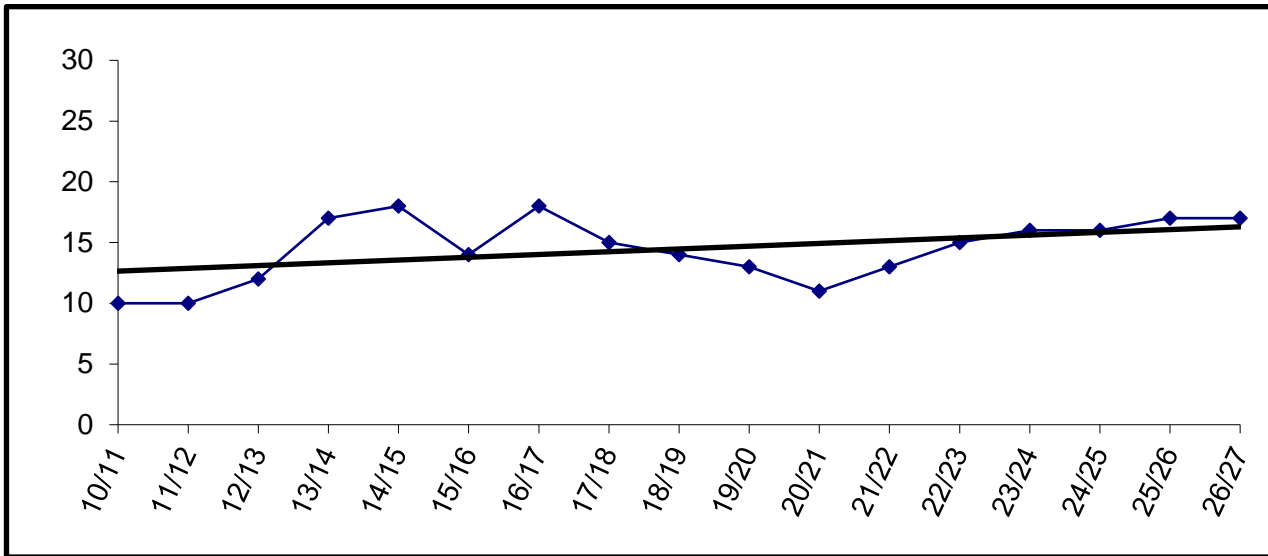
	YEAR	PRE-K	K	1	2	3	4	5	6	7	8	9	10	11	12	TOTAL	# Change	% Change
Actual	10/11		66	54	54	61	63	54	61	82	89	71	96	96	128	975	-87	-8.2%
	11/12		38	55	52	47	62	63	52	65	83	72	88	101	123	901	-74	-7.6%
	12/13		67	42	70	58	58	65	66	68	80	76	78	85	105	918	17	1.9%
	13/14		44	55	43	51	53	46	54	63	54	58	80	98	103	802	-116	-12.6%
	14/15		56	45	52	43	46	45	38	58	50	48	72	98	116	767	-35	-4.4%
	15/16		48	58	46	48	50	48	50	50	64	58	59	87	115	781	14	1.8%
	16/17		52	48	60	52	58	55	54	68	56	66	64	72	106	811	30	3.8%
	17/18		46	49	49	58	47	63	53	50	62	56	76	81	82	772	-39	-4.8%
	18/19		37	44	42	63	60	46	70	59	59	61	73	99	92	805	33	4.3%
	19/20		52	37	53	45	63	65	50	80	67	65	78	102	112	869	64	8.0%
Projected	20/21		116	126	97	148	144	152	151	130	162	147	161	129	140	1803	934	107.5%
	21/22		65	79	76	73	90	103	100	97	90	101	112	97	129	1212	-591	-32.8%
	22/23		60	64	77	70	71	88	99	97	93	89	100	102	95	1105	-107	-8.8%
	23/24		61	60	64	77	70	71	88	99	97	93	89	100	102	1071	-34	-3.1%
	24/25		62	61	60	64	77	70	71	88	99	97	93	89	100	1031	-40	-3.7%
	25/26		63	62	61	60	64	77	70	71	88	99	97	93	89	994	-37	-3.6%
26/27		64	63	62	61	60	64	77	70	71	88	99	97	93	969	-25	-2.5%	



The Connections program does not require space to house students.

Cooper Landing

	YEAR	PRE-K	K	1	2	3	4	5	6	7	8	9	10	11	12	TOTAL	# Change	% Change
Actual	10/11		3	0	2	1	1	2	0	0	0	0	1	0	0	10	0	0.0%
	11/12		2	3	0	2	0	1	1	0	0	0	1	0	0	10	0	0.0%
	12/13		1	2	3	0	2	1	1	1	0	0	1	0	0	12	2	20.0%
	13/14		1	1	2	5	0	2	2	1	1	1	0	1	0	17	5	41.7%
	14/15		4	1	0	2	4	0	2	2	1	0	0	1	1	18	1	5.9%
	15/16		4	2	2	0	2	2	2	0	2	0	0	0	0	14	-4	-22.2%
	16/17		3	3	3	2	2	2	3	1	0	1	0	0	0	18	4	28.6%
	17/18		4	1	3	1	1	1	1	2	1	0	1	0	0	15	-3	-16.7%
	18/19		1	3	2	2	0	2	2	0	2	1	0	1	0	14	-1	-6.7%
	19/20		1	1	2	2	2	2	0	2	0	2	0	0	1	0	13	-1
Projected	20/21		2	2	1	2	0	2	0	0	0	1	0	0	1	11	-2	-15.4%
	21/22		0	2	3	1	3	0	2	0	1	0	1	0	0	13	2	18.2%
	22/23		1	1	2	3	1	3	0	2	0	1	0	1	0	15	2	15.4%
	23/24		1	1	1	2	3	1	3	0	2	0	1	0	1	16	1	6.7%
	24/25		1	1	1	1	2	3	1	3	0	2	0	1	0	16	0	0.0%
	25/26		1	1	1	1	1	1	2	3	1	3	0	2	0	17	1	6.3%
	26/27		1	1	1	1	1	1	1	2	3	1	3	0	2	0	17	0

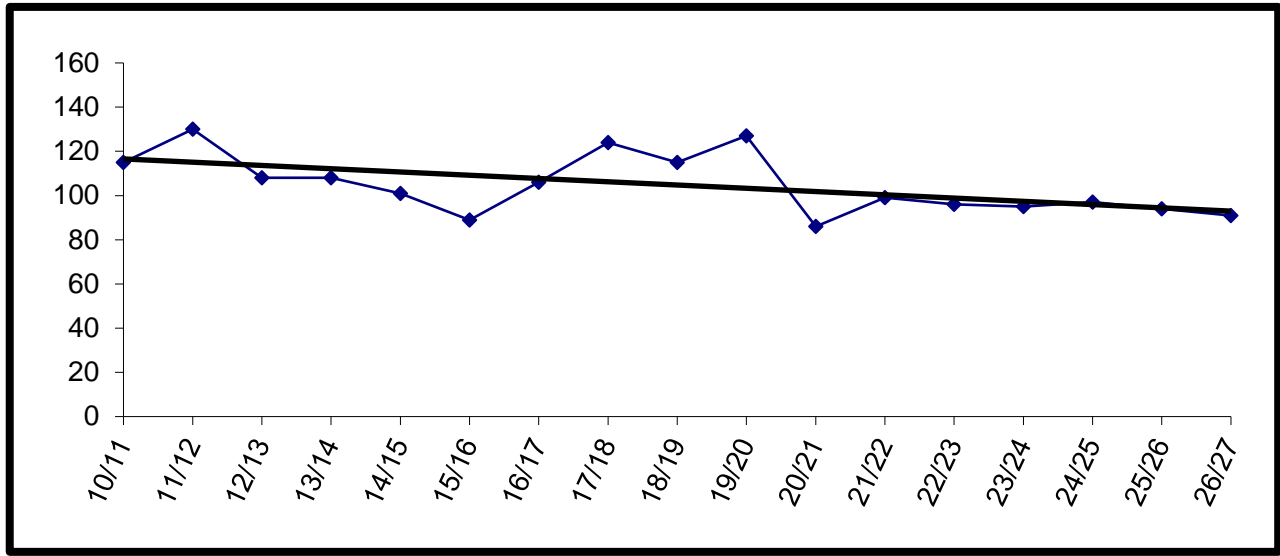


Building Capacity	40	
# enrolled and % of capacity		
Actual	Projected	
<u>FY22</u>	<u>FY23</u>	<u>FY24</u>
13	15	16
33%	38%	40%

Fireweed Academy Charter

YEAR	PRE-K	K	1	2	3	4	5	6	7	8	9	10	11	12	TOTAL	# Change	% Change
10/11		18	10	11	15	16	22	23							115	40	53.3%
11/12		26	20	8	17	17	19	23							130	15	13.0%
12/13		9	27	14	11	14	14	19							108	-22	-16.9%
13/14		24	12	23	13	11	12	13							108	0	0.0%
14/15		12	25	13	17	10	10	14							101	-7	-6.5%
15/16		12	10	20	11	15	12	9							89	-12	-11.9%
16/17		20	15	11	21	10	17	12							106	17	19.1%
17/18		18	18	19	12	25	11	21							124	18	17.0%
18/19		17	18	17	16	13	24	10							115	-9	-7.3%
19/20		21	15	15	20	18	13	25							127	12	10.4%
20/21		13	12	15	8	14	12	12							86	-41	-32.3%
21/22		10	18	15	17	10	16	13							99	13	15.1%
22/23		14	10	18	15	16	10	13							96	-3	-3.0%
23/24		12	14	10	18	15	16	10							95	-1	-1.0%
24/25		12	12	14	10	18	15	16							97	2	2.1%
25/26		13	12	12	14	10	18	15							94	-3	-3.1%
26/27		12	13	12	12	14	10	18							91	-3	-3.2%

Actual
Projected



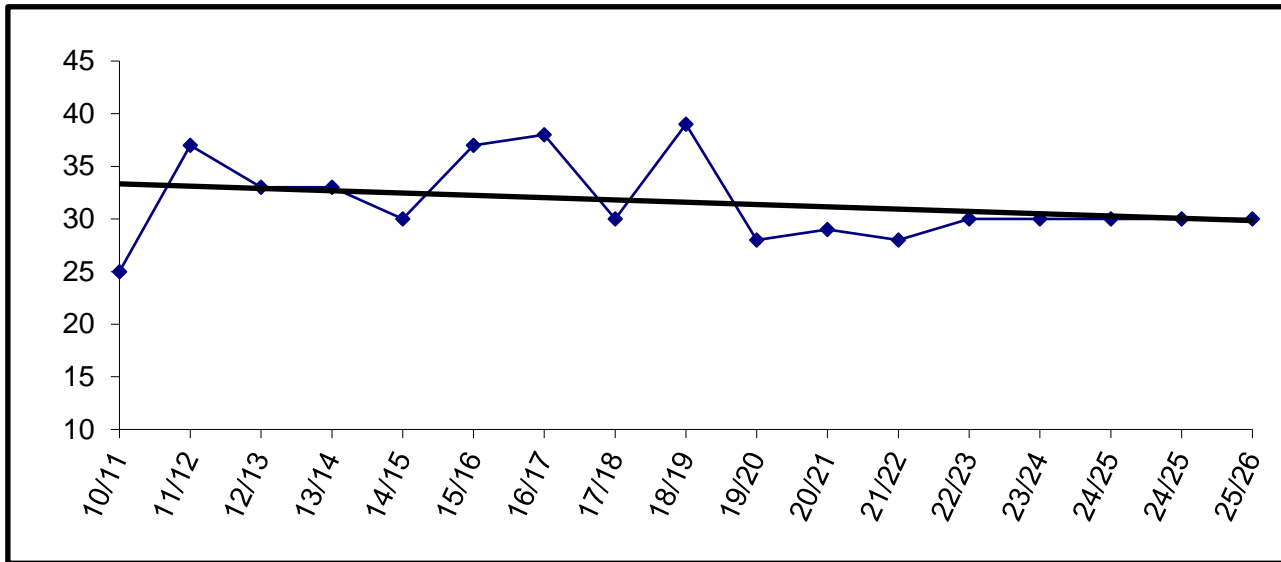
Charter schools in the district are housed according to the terms of their contract. The Board may allow them to use available space in existing facilities.

Fireweed Academy is currently housed at West Homer Elementary.

Enrollment for FY09 and beyond is subject to board review and approval.

Homer Flex

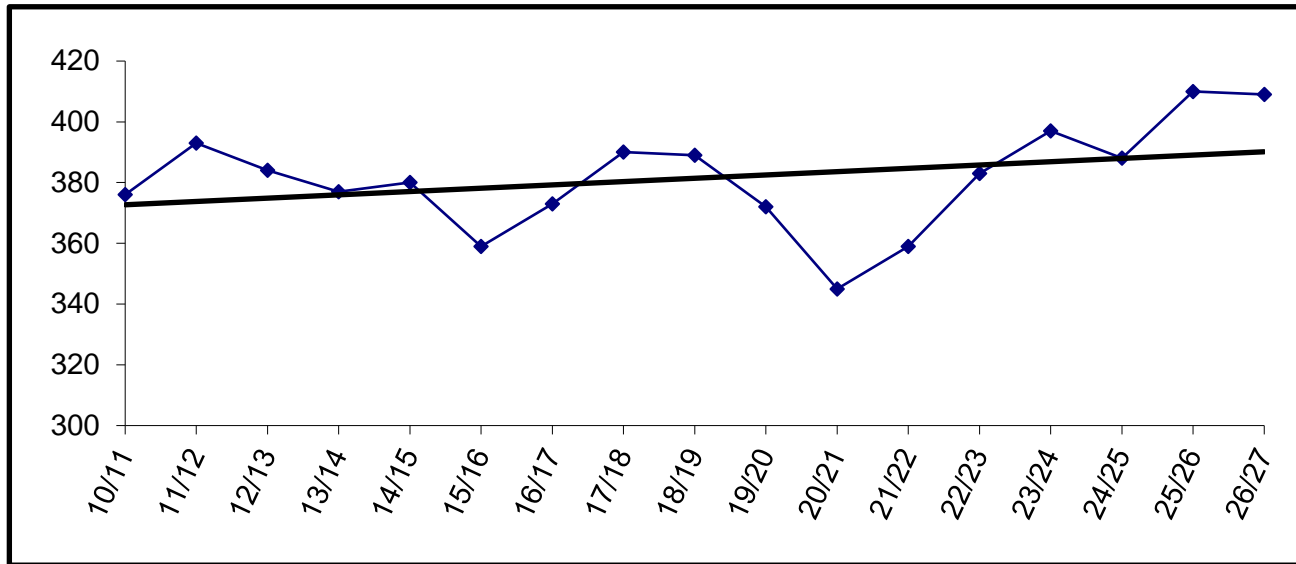
	YEAR	PRE-K	K	1	2	3	4	5	6	7	8	9	10	11	12	TOTAL	# Change	% Change	
Actual	10/11											6	2	10	7	25	-12	-32.4%	
	11/12											1	8	10	18	37	12	48.0%	
	12/13											5	10	9	9	33	-4	-10.8%	
	13/14											0	4	16	13	33	0	0.0%	
	14/15											4	5	6	15	30	-3	-9.1%	
	15/16												4	8	12	13	37	7	23.3%
	16/17												6	6	9	17	38	1	2.7%
	17/18												4	5	7	14	30	-8	-21.1%
	18/19												2	7	15	15	39	9	30.0%
	19/20												4	7	5	12	28	-11	-28.2%
Projected	20/21											7	3	11	8	29	1	3.6%	
	21/22											1	10	9	8	28	-1	-3.4%	
	22/23											5	5	10	10	30	2	7.1%	
	23/24											5	5	10	10	30	0	0.0%	
	24/25											5	5	10	10	30	0	0.0%	
	25/26											5	5	10	10	30	0	0.0%	



For staffing purposes, board policy has established 50 students as the anticipated enrollment.

Homer High

	YEAR	PRE-K	K	1	2	3	4	5	6	7	8	9	10	11	12	TOTAL	# Change	% Change
Actual	10/11											96	94	102	84	376	1	0.3%
	11/12											113	95	81	104	393	17	4.5%
	12/13											100	115	91	78	384	-9	-2.3%
	13/14											99	97	98	83	377	-7	-1.8%
	14/15											101	90	89	100	380	3	0.8%
	15/16											114	91	72	82	359	-21	-5.5%
	16/17											103	108	91	71	373	14	3.9%
	17/18											107	99	102	82	390	17	4.6%
	18/19											102	105	89	93	389	-1	-0.3%
	19/20											100	91	97	84	372	-17	-4.4%
Projected	20/21											92	88	76	89	345	-27	-7.3%
	21/22											91	105	85	78	359	14	4.1%
	22/23											102	91	105	85	383	24	6.7%
	23/24											99	102	91	105	397	14	3.7%
	24/25											96	99	102	91	388	-9	-2.3%
	25/26											113	96	99	102	410	22	5.7%
	26/27											101	113	96	99	409	-1	-0.2%



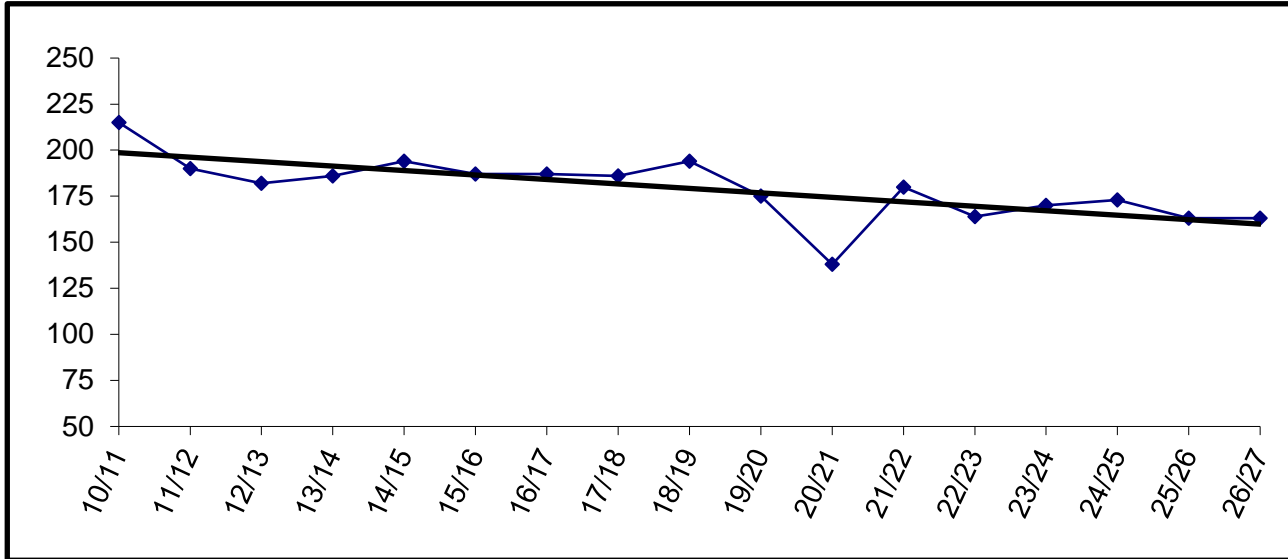
Building Capacity		600
# enrolled and % of capacity		
Actual	Projected	
<u>FY22</u>	<u>FY23</u>	<u>FY24</u>
359	383	397
60%	64%	66%

Homer Middle

YEAR	PRE-K	K	1	2	3	4	5	6	7	8	9	10	11	12	TOTAL	# Change	% Change
10/11									99	116					215	13	6.4%
11/12									96	94					190	-25	-11.6%
12/13									89	93					182	-8	-4.2%
13/14									90	96					186	4	2.2%
14/15									95	99					194	8	4.3%
15/16									97	90					187	-7	-3.6%
16/17									87	100					187	0	0.0%
17/18									92	94					186	-1	-0.5%
18/19									97	97					194	8	4.3%
19/20									77	98					175	-19	-9.8%
20/21									72	66					138	-37	-21.1%
21/22									87	93					180	42	30.4%
22/23									77	87					164	-16	-8.9%
23/24									93	77					170	6	3.7%
24/25									80	93					173	3	1.8%
25/26									83	80					163	-10	-5.8%
26/27									80	83					163	0	0.0%

Actual
Projected

Enrollment projections for FY09 and beyond may be affected by charter school enrollment changes.

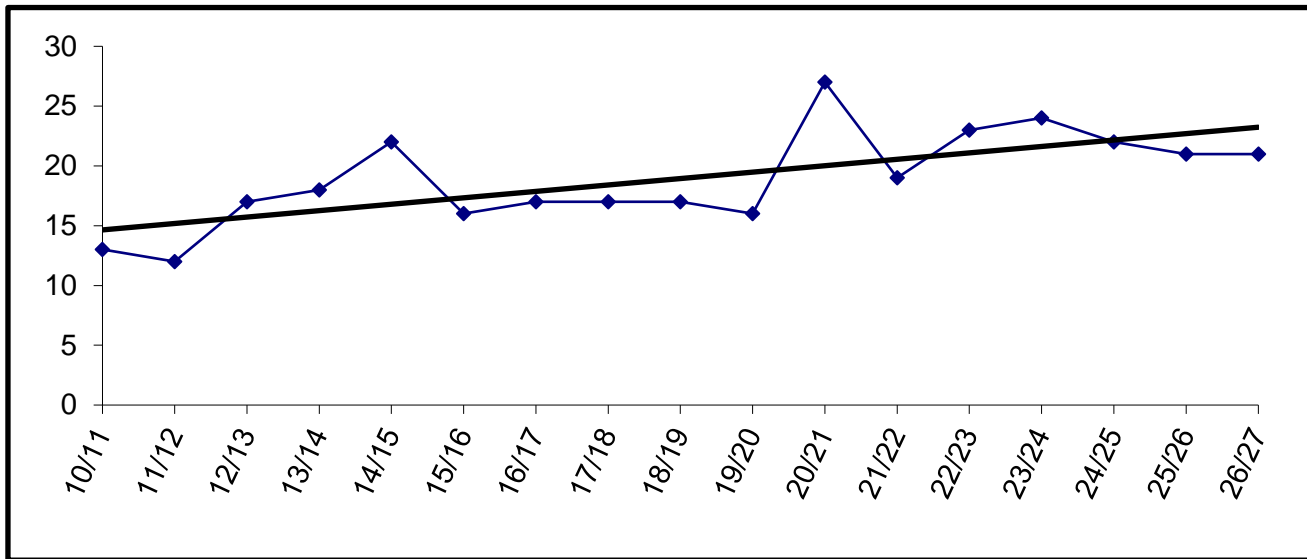


Building Capacity	360	
# enrolled and % of capacity		
Actual	Projected	
<u>FY22</u>	<u>FY23</u>	<u>FY24</u>
180	164	170
50%	46%	47%

Hope

YEAR	PRE-K	K	1	2	3	4	5	6	7	8	9	10	11	12	TOTAL	# Change	% Change
10/11		0	3	0	2	0	0	1	0	1	1	2	0	3	13	-4	-23.5%
11/12		1	1	2	0	1	1	0	1	0	1	2	2	0	12	-1	-7.7%
12/13		2	1	1	2	1	1	1	0	1	1	1	3	2	17	5	41.7%
13/14	1	1	3	2	1	2	1	1	1	0	1	1	1	2	18	1	5.9%
14/15		2	1	3	2	3	3	2	1	2	1	1	0	1	22	4	22.2%
15/16		0	1	1	3	2	2	3	1	1	1	0	1	0	16	-6	-27.3%
16/17		2	1	1	1	2	3	1	2	0	1	2	0	1	17	1	6.3%
17/18		3	2	0	1	1	2	2	2	2	0	1	1	0	17	0	0.0%
18/19		1	3	1	0	1	1	2	1	3	1	0	2	1	17	0	0.0%
19/20		2	0	2	2	0	1	1	2	2	3	1	0	0	16	-1	-5.9%
20/21		3	3	0	6	2	1	3	1	2	3	2	1	0	27	11	68.8%
21/22		1	2	2	0	4	1	1	2	1	1	3	1	0	19	-8	-29.6%
22/23		1	1	2	3	1	4	1	2	2	1	1	3	1	23	4	21.1%
23/24		2	1	1	2	3	1	4	1	2	2	1	1	3	24	1	4.3%
24/25		1	2	1	1	2	3	1	4	1	2	2	1	1	22	-2	-8.3%
25/26		1	1	1	1	1	2	3	1	4	1	2	2	1	21	-1	-4.5%
26/27		1	1	1	1	1	1	2	3	1	4	1	2	2	21	0	0.0%

Actual
Projected

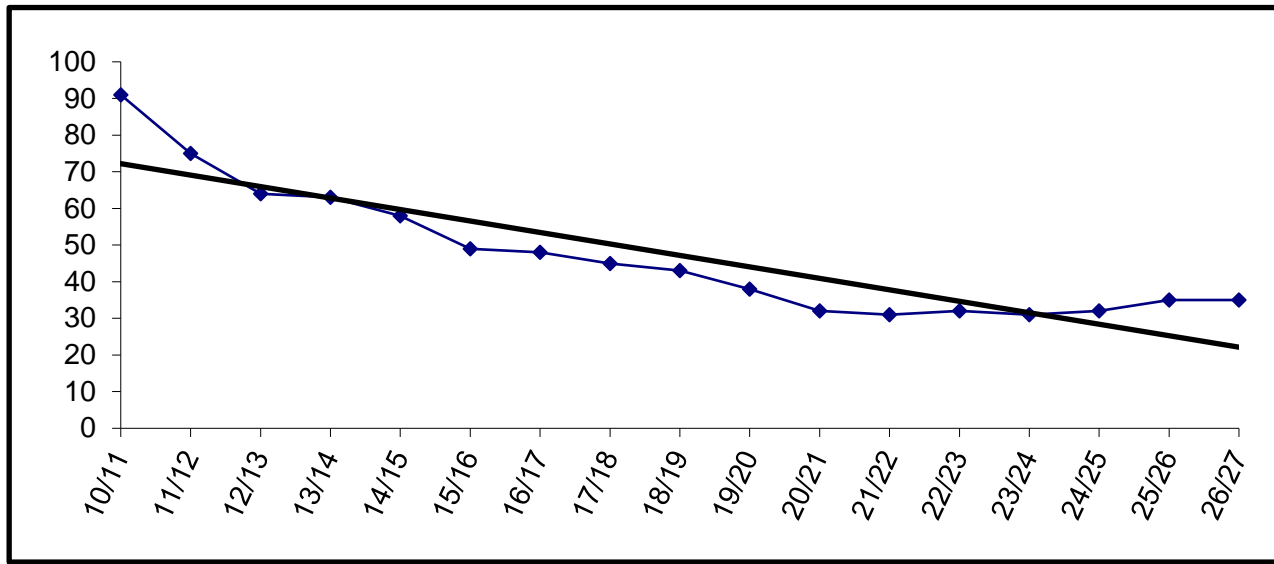


Building Capacity		100
# enrolled and % of capacity		
Actual	Projected	
<u>FY22</u>	<u>FY23</u>	<u>FY24</u>
19	23	24
19%	23%	24%

Kachemak Selo

YEAR	PRE-K	K	1	2	3	4	5	6	7	8	9	10	11	12	TOTAL	# Change	% Change
10/11	6	7	10	9	4	9	8	5	7	8	6	3	7	2	91	2	2.2%
11/12		4	6	7	9	3	9	7	4	5	8	4	2	7	75	-16	-17.6%
12/13		2	4	6	6	9	3	7	6	4	3	7	5	2	64	-11	-14.7%
13/14		4	2	4	6	6	8	4	7	6	4	3	6	3	63	-1	-1.6%
14/15		2	4	2	4	6	6	7	3	7	6	3	3	5	58	-5	-7.9%
15/16		1	1	4	2	3	6	5	7	3	6	5	3	3	49	-9	-15.5%
16/17		3	1	0	5	2	3	6	5	7	3	6	5	2	48	-1	-2.0%
17/18		3	3	1	0	5	1	3	5	5	6	3	5	5	45	-3	-6.3%
18/19		3	4	3	2	0	5	1	3	4	4	7	3	4	43	-2	-4.4%
19/20		3	2	4	3	2	0	5	1	3	5	4	4	2	38	-5	-11.6%
20/21		4	3	2	4	3	1	0	3	0	2	3	2	5	32	-6	-15.8%
21/22		3	4	3	2	4	3	1	0	3	0	2	4	2	31	-1	-3.1%
22/23		3	3	4	3	2	4	3	1	0	3	0	2	4	32	1	3.2%
23/24		3	3	3	4	3	2	4	3	1	0	3	0	2	31	-1	-3.1%
24/25		3	3	3	3	4	3	2	4	3	1	0	3	0	32	1	3.2%
25/26		3	3	3	3	3	4	3	2	4	3	1	0	3	35	3	9.4%
26/27		3	3	3	3	3	3	4	3	2	4	3	1	0	35	0	0.0%

Actual
Projected

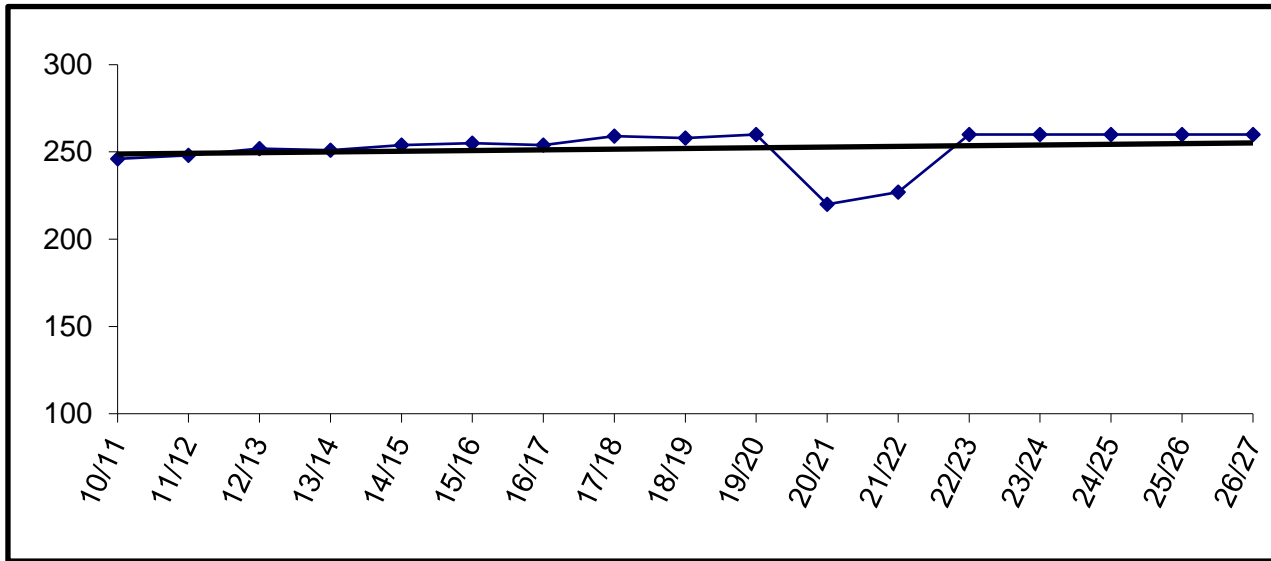


Building Capacity		100
# enrolled and % of capacity		
Actual	Projected	
<u>FY22</u>	<u>FY23</u>	<u>FY24</u>
31	32	31
31%	32%	31%

Kaleidoscope Charter

YEAR	PRE-K	K	1	2	3	4	5	6	7	8	9	10	11	12	TOTAL	# Change	% Change
10/11		36	38	34	36	36	36	30							246	-2	-0.8%
11/12		36	37	35	36	37	43	24							248	2	0.8%
12/13		36	36	36	36	36	40	32							252	4	1.6%
13/14		36	36	37	36	36	38	32							251	-1	-0.4%
14/15		38	39	41	38	44	42	12							254	3	1.2%
15/16		35	44	44	44	44	44								255	1	0.4%
16/17		35	44	44	44	44	43								254	-1	-0.4%
17/18		40	43	42	45	46	43								259	5	2.0%
18/19		40	43	44	42	44	45								258	-1	-0.4%
19/20		40	42	45	42	43	48								260	2	0.8%
20/21		43	40	30	42	35	30								220	-40	-15.4%
21/22		38	43	42	27	44	33								227	7	3.2%
22/23		40	44	44	44	44	44								260	33	14.5%
23/24		40	44	44	44	44	44								260	0	0.0%
24/25		40	44	44	44	44	44								260	0	0.0%
25/26		40	44	44	44	44	44								260	0	0.0%
26/27		40	44	44	44	44	44								260	0	0.0%

Actual
Projected



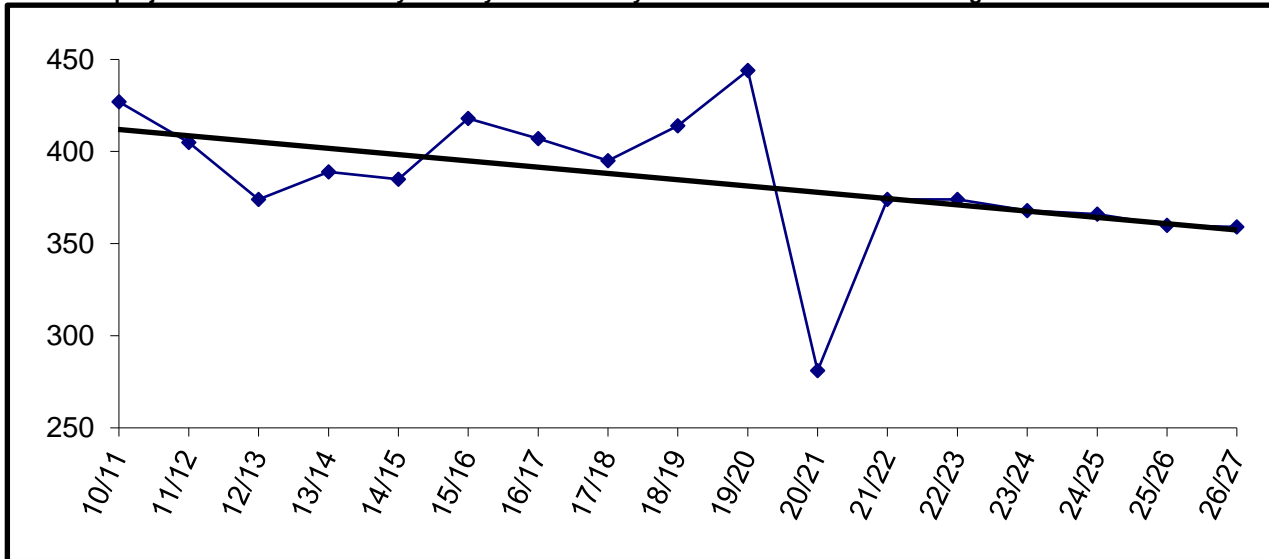
Charter schools in the district are housed according to the terms of their contract. The Board may allow them to use available space in existing facilities.

Enrollment for FY09 and beyond is subject to board review and approval.

K-Beach

YEAR	PRE-K	K	1	2	3	4	5	6	7	8	9	10	11	12	TOTAL	# Change	% Change
10/11		60	61	54	59	67	68	58							427	-6	-1.4%
11/12	3	50	55	60	51	60	67	59							405	-22	-5.2%
12/13	3	49	58	46	64	49	59	46							374	-31	-7.7%
13/14	5	59	49	62	53	63	48	50							389	15	4.0%
14/15	4	57	63	51	56	53	63	38							385	-4	-1.0%
15/16	4	73	53	66	55	57	57	53							418	33	8.6%
16/17	5	67	72	48	58	51	55	51							407	-11	-2.6%
17/18	7	55	56	66	44	58	53	56							395	-12	-2.9%
18/19	4	69	62	52	68	51	59	49							414	19	4.8%
19/20	1	58	73	62	56	77	61	56							444	30	7.2%
20/21		41	38	45	39	30	48	40							281	-163	-36.7%
21/22		53	56	51	56	53	54	51							374	93	33.1%
22/23		51	53	56	51	56	53	54							374	0	0.0%
23/24		48	51	53	56	51	56	53							368	-6	-1.6%
24/25		51	48	51	53	56	51	56							366	-2	-0.5%
25/26		50	51	48	51	53	56	51							360	-6	-1.6%
26/27		50	50	51	48	51	53	56							359	-1	-0.3%

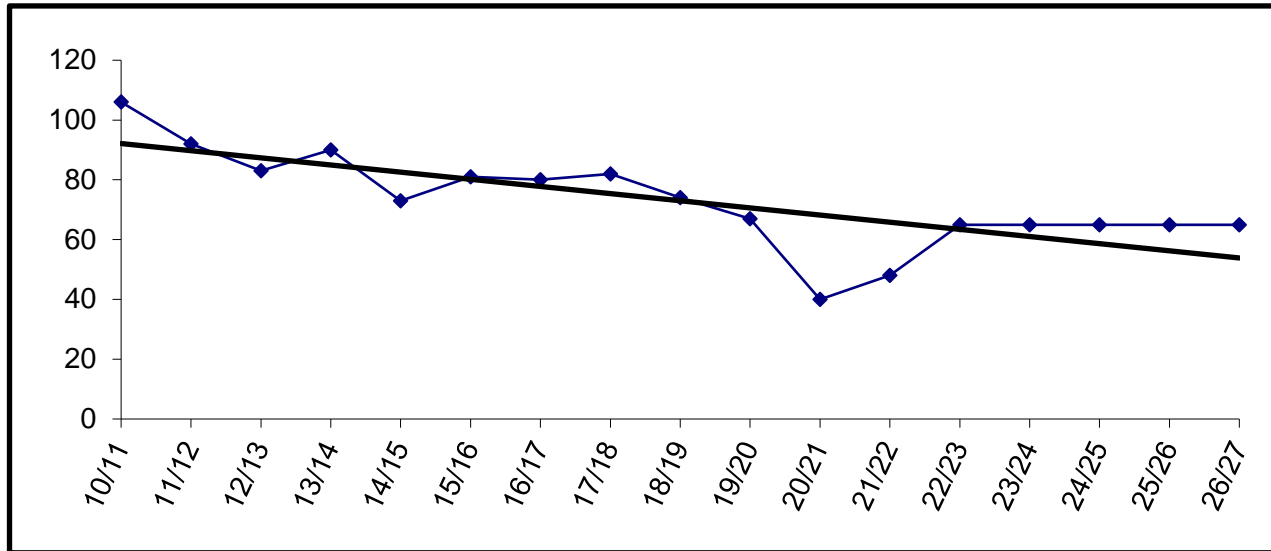
Enrollment projections for FY09 and beyond may be affected by charter school enrollment changes.



Building Capacity	400	
# enrolled and % of capacity		
	Actual	Projected
	<u>FY22</u>	<u>FY23</u> <u>FY24</u>
	374	374 368
	94%	94% 92%

Kenai Alternative

	YEAR	PRE-K	K	1	2	3	4	5	6	7	8	9	10	11	12	TOTAL	# Change	% Change
Actual	10/11	19										0	3	37	47	106	13	14.0%
	11/12	17										0	4	23	48	92	-14	-13.2%
	12/13	9										0	2	28	44	83	-9	-9.8%
	13/14	12										0	5	16	57	90	7	8.4%
	14/15	11										0	1	16	45	73	-17	-18.9%
	15/16	10										0	1	25	45	81	8	11.0%
	16/17	11										0	4	12	53	80	-1	-1.2%
	17/18	17										1	4	17	43	82	2	2.5%
	18/19	14										1	3	11	45	74	-8	-9.8%
	19/20	15										1	5	10	36	67	-7	-9.5%
	20/21	10										0	1	5	24	40	-27	-40.3%
Projected	21/22	8										0	0	6	34	48	8	20.0%
	22/23											7	8	10	40	65	17	35.4%
	23/24											1	4	18	42	65	0	0.0%
	24/25											1	4	18	42	65	0	0.0%
	25/26											1	4	18	42	65	0	0.0%
	26/27											1	4	18	42	65	0	0.0%

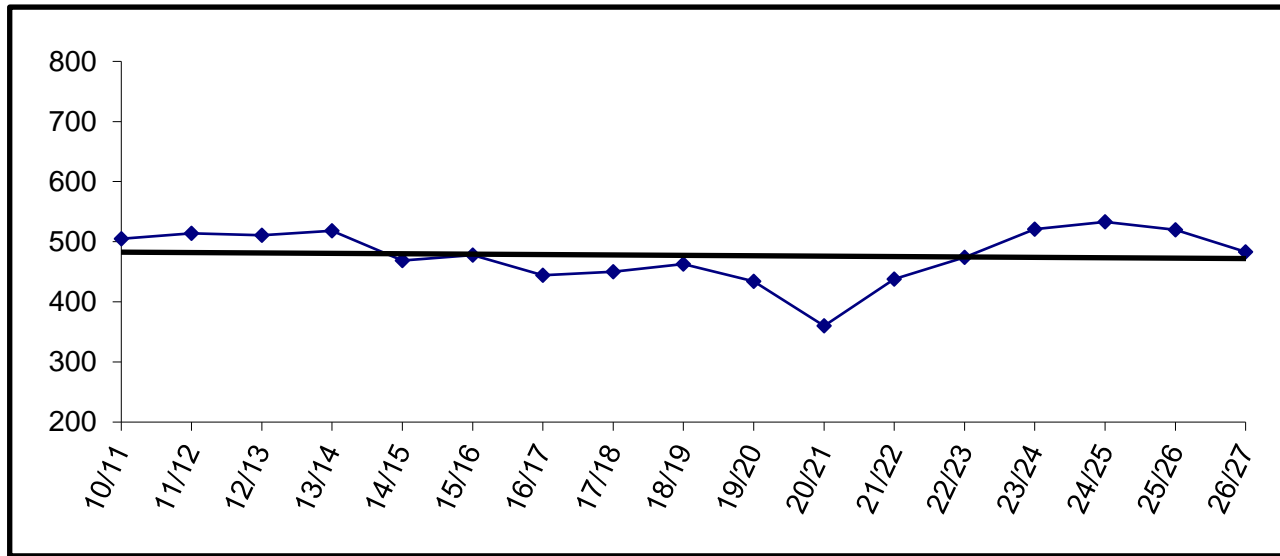


For staffing purposes, board policy has established 85 students as the anticipated enrollment.

Kenai Central

YEAR	PRE-K	K	1	2	3	4	5	6	7	8	9	10	11	12	TOTAL	# Change	% Change
10/11											147	132	135	91	505	-19	-3.6%
11/12											135	138	125	116	514	9	1.8%
12/13											143	131	126	111	511	-3	-0.6%
13/14											145	133	126	114	518	7	1.4%
14/15											119	138	107	105	469	-49	-9.5%
15/16											133	121	125	99	478	9	1.9%
16/17											110	123	104	107	444	-34	-7.1%
17/18											142	109	118	81	450	6	1.4%
18/19											127	127	104	105	463	13	2.9%
19/20											120	120	111	83	434	-29	-6.3%
20/21											93	90	97	80	360	-74	-17.1%
21/22											131	117	97	93	438	78	21.7%
22/23											142	128	110	94	474	36	8.2%
23/24											141	142	128	110	521	47	9.9%
24/25											122	141	142	128	533	12	2.3%
25/26											115	122	141	142	520	-13	-2.4%
26/27											105	115	122	141	483	-37	-7.1%

Actual
Projected



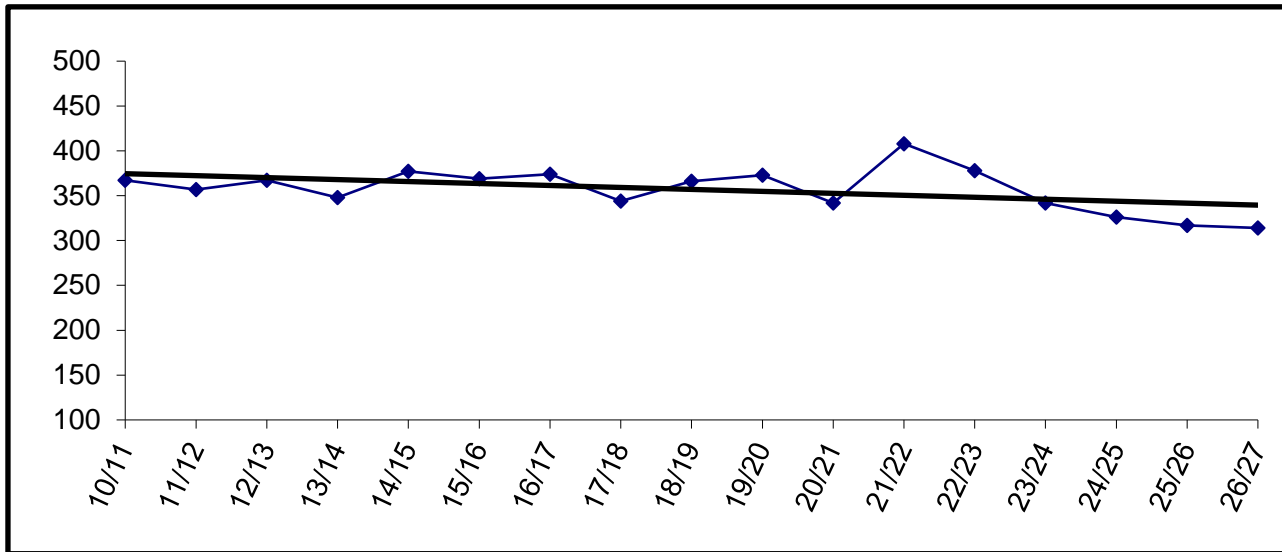
Building Capacity	800	
# enrolled and % of capacity		
Actual	Projected	
<u>FY22</u>	<u>FY23</u>	<u>FY24</u>
438	474	521
55%	59%	65%

Kenai Middle

YEAR	PRE-K	K	1	2	3	4	5	6	7	8	9	10	11	12	TOTAL	# Change	% Change
10/11								103	134	130					367	7	1.9%
11/12								93	141	123					357	-10	-2.7%
12/13								113	109	145					367	10	2.8%
13/14								91	140	117					348	-19	-5.2%
14/15								115	124	138					377	29	8.3%
15/16								113	129	127					369	-8	-2.1%
16/17								126	119	129					374	5	1.4%
17/18								106	123	115					344	-30	-8.0%
18/19								137	106	123					366	22	6.4%
19/20								131	133	109					373	7	1.9%
20/21								120	111	111					342	-31	-8.3%
21/22								125	141	142					408	66	19.3%
22/23								115	122	141					378	-30	-7.4%
23/24								105	115	122					342	-36	-9.5%
24/25								106	105	115					326	-16	-4.7%
25/26								106	106	105					317	-9	-2.8%
26/27								102	106	106					314	-3	-0.9%

Actual
Projected

Enrollment projections for FY09 and beyond may be affected by charter school enrollment changes.

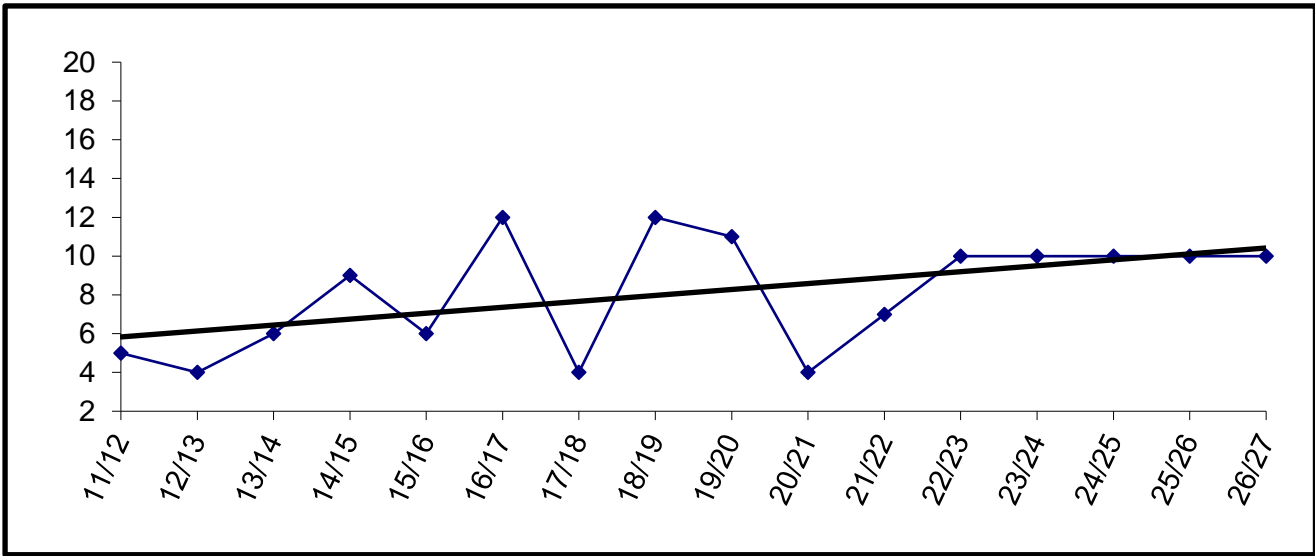


Building Capacity	500	
# enrolled and % of capacity		
Actual	Projected	
<u>FY22</u>	<u>FY23</u>	<u>FY24</u>
408	378	342
82%	76%	68%

Marathon

YEAR	PRE-K	K	1	2	3	4	5	6	7	8	9	10	11	12	TOTAL	# Change	% Change
10/11									0	0	0	0	3	1	4	-3	-42.9%
11/12									0	0	2	0	1	2	5	1	25.0%
12/13									0	0	1	1	1	1	4	-1	-20.0%
13/14									0	0	1	2	1	2	6	2	50.0%
14/15									0	0	1	0	6	2	9	3	50.0%
15/16									0	1	1	3	1	0	6	-3	-33.3%
16/17									1	1	0	4	0	6	12	6	100.0%
17/18									0	1	0	1	2	0	4	-8	-66.7%
18/19									0	3	1	2	3	3	12	8	200.0%
19/20									0	0	1	2	5	3	11	-1	-8.3%
20/21									0	0	0	1	0	3	4	-7	-63.6%
21/22									0	2	1	2	2	0	7	3	75.0%
22/23									0	2	2	2	2	2	10	3	42.9%
23/24									0	2	2	2	2	2	10	0	0.0%
24/25									0	2	2	2	2	2	10	0	0.0%
25/26									0	2	2	2	2	2	10	0	0.0%
26/27									0	2	2	2	2	2	10	0	0.0%

Actual
Projected

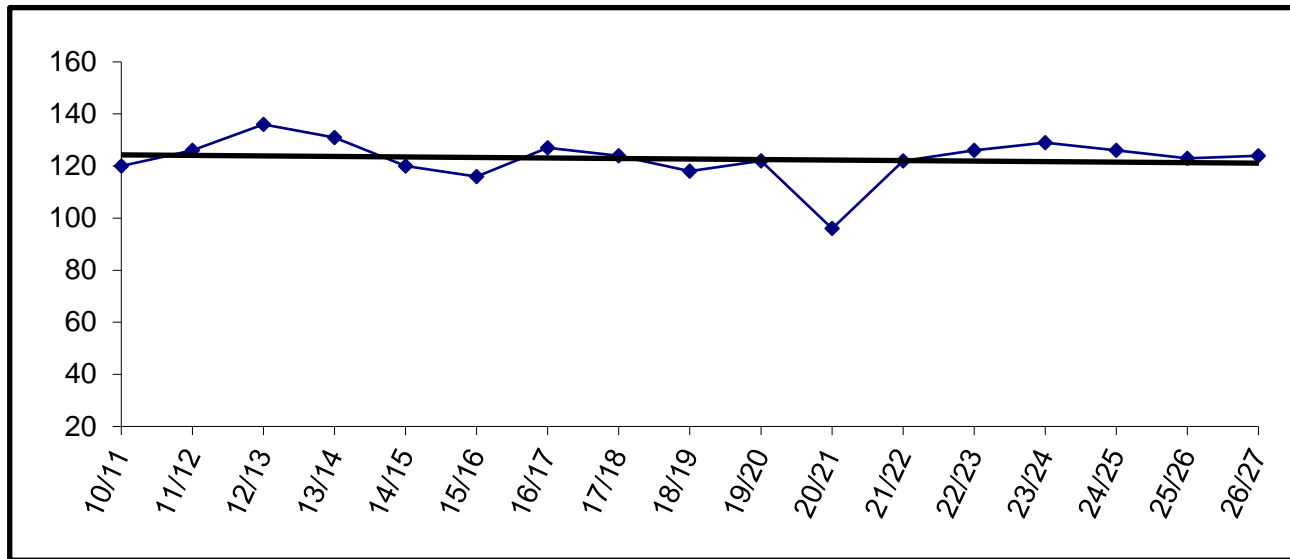


Capacity is ten beds.

McNeil Canyon

YEAR	PRE-K	K	1	2	3	4	5	6	7	8	9	10	11	12	TOTAL	# Change	% Change
10/11		10	20	25	16	18	17	14							120	-16	-11.8%
11/12		18	11	19	24	16	19	19							126	6	5.0%
12/13		21	19	13	25	24	12	22							136	10	7.9%
13/14		13	18	21	14	26	25	14							131	-5	-3.7%
14/15		11	12	16	20	13	22	26							120	-11	-8.4%
15/16		13	14	11	19	21	16	22							116	-4	-3.3%
16/17	1	15	20	14	16	18	28	15							127	11	9.5%
17/18	1	17	15	16	16	16	21	22							124	-3	-2.4%
18/19	1	18	17	13	17	19	16	17							118	-6	-4.8%
19/20	1	17	16	20	13	20	18	17							122	4	3.4%
20/21		10	12	14	15	10	18	17							96	-26	-21.3%
21/22		22	12	16	19	21	11	21							122	26	27.1%
22/23		18	21	13	17	21	22	14							126	4	3.3%
23/24		17	18	21	13	17	21	22							129	3	2.4%
24/25		19	17	18	21	13	17	21							126	-3	-2.3%
25/26		18	19	17	18	21	13	17							123	-3	-2.4%
26/27		18	18	19	17	18	21	13							124	1	0.8%

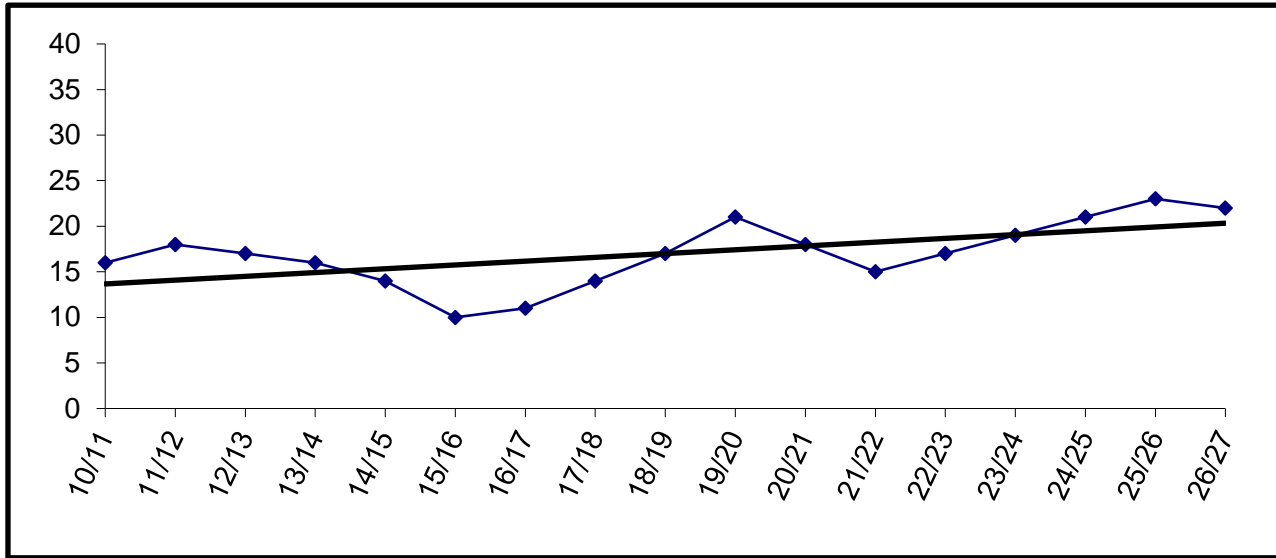
Actual
Projected



Building Capacity	260	
# enrolled and % of capacity		
Actual	Projected	
<u>FY22</u>	<u>FY23</u>	<u>FY24</u>
122	126	129
47%	48%	50%

Moose Pass

	YEAR	PRE-K	K	1	2	3	4	5	6	7	8	9	10	11	12	TOTAL	# Change	% Change
Actual	10/11		2	3	2	2	2	3	2	0	0					16	1	6.7%
	11/12		3	1	2	2	3	1	4	2	0					18	2	12.5%
	12/13		3	4	3	1	2	3	1	0	0					17	-1	-5.6%
	13/14		2	2	3	3	1	2	3	0	0					16	-1	-5.9%
	14/15		4	2	0	3	2	1	1	0	1					14	-2	-12.5%
	15/16		2	2	2	0	2	2	2	0	0	0				10	-4	-28.6%
	16/17		0	2	3	2	1	3	0	0	0	0				11	1	10.0%
	17/18		3	0	3	3	2	1	2	0	0	0				14	3	27.3%
	18/19		4	3	1	2	3	3	0	1	0	0				17	3	21.4%
	19/20		2	5	4	1	3	5	1	0	0	0				21	4	23.5%
	20/21		3	2	5	3	1	2	1	1	0	0				18	-3	-14.3%
Projected	21/22		2	4	2	4	3	0	0	0	0					15	-3	-16.7%
	22/23		2	2	4	2	4	3	0	0	0					17	2	13.3%
	23/24		2	2	2	4	2	4	3	0	0					19	2	11.8%
	24/25		2	2	2	2	4	2	4	3	0					21	2	10.5%
	25/26		2	2	2	2	2	4	2	4	3					23	2	9.5%
	26/27		2	2	2	2	2	2	4	2	4					22	-1	-4.3%

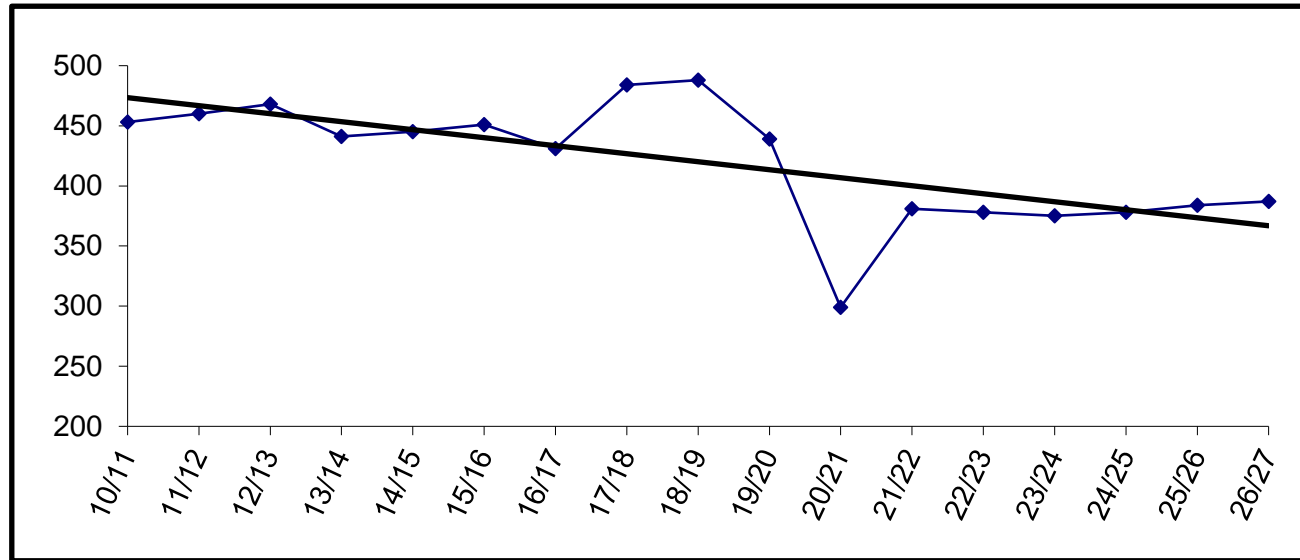


Building Capacity	50	
# enrolled and % of capacity		
Actual	Projected	
<u>FY22</u>	<u>FY23</u>	<u>FY24</u>
15	17	19
30%	34%	38%

Mountain View

	YEAR	PRE-K	K	1	2	3	4	5	6	7	8	9	10	11	12	TOTAL	# Change	% Change
Actual	10/11	19	81	66	79	69	78	61								453	22	5.1%
	11/12	25	63	83	65	78	74	72								460	7	1.5%
	12/13	23	83	63	73	69	85	72								468	8	1.7%
	13/14	22	85	75	57	72	59	71								441	-27	-5.8%
	14/15	21	69	84	70	59	72	70								445	4	0.9%
	15/16	24	90	72	69	74	51	71								451	6	1.3%
	16/17	21	74	72	74	60	77	53								431	-20	-4.4%
	17/18	23	89	81	70	76	68	77								484	53	12.3%
	18/19	20	66	81	81	76	91	73								488	4	0.8%
	19/20	24	63	65	66	69	70	82								439	-49	-10.0%
Projected	20/21	21	42	38	44	46	49	59								299	-140	-31.9%
	21/22	10	68	60	58	62	62	61								381	82	27.4%
	22/23		68	68	60	58	62	62								378	-3	-0.8%
	23/24		59	68	68	60	58	62								375	-3	-0.8%
	24/25		65	59	68	68	60	58								378	3	0.8%
	25/26		64	65	59	68	68	60								384	6	1.6%
26/27		63	64	65	59	68	68								387	3	0.8%	

Enrollment projections for FY09 and beyond may be affected by charter school enrollment changes.

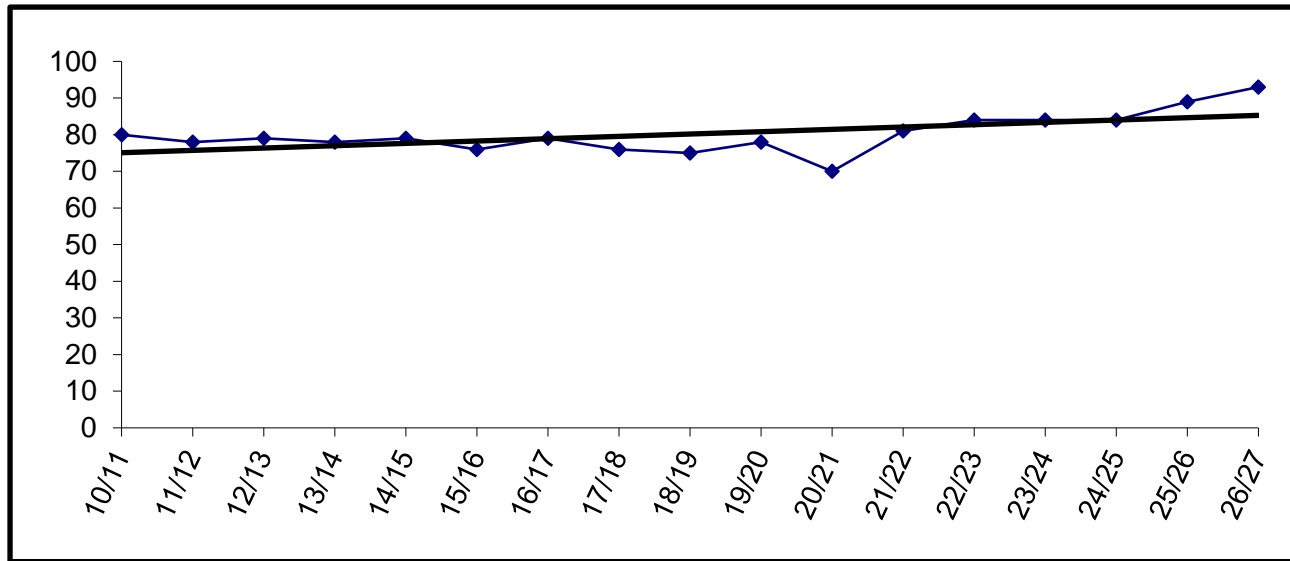


Building Capacity	430	
# enrolled and % of capacity		
Actual	Projected	
<u>FY22</u>	<u>FY23</u>	<u>FY24</u>
299	381	378
70%	89%	88%

Nanwalek

YEAR	PRE-K	K	1	2	3	4	5	6	7	8	9	10	11	12	TOTAL	# Change	% Change
10/11	1	10	9	6	5	5	5	3	4	7	7	3	2	13	80	6	8.1%
11/12	0	10	10	8	5	7	6	5	3	4	6	8	3	3	78	-2	-2.5%
12/13		4	10	10	11	5	8	3	5	4	5	5	6	3	79	1	1.3%
13/14		5	4	11	11	11	4	7	3	5	4	3	3	7	78	-1	-1.3%
14/15		6	4	7	11	10	8	6	7	4	4	4	4	4	79	1	1.3%
15/16		5	6	4	6	9	11	8	5	7	4	5	3	3	76	-3	-3.8%
16/17		6	5	6	4	7	9	12	8	6	4	5	4	3	79	3	3.9%
17/18		6	6	4	6	4	7	9	11	7	5	5	4	2	76	-3	-3.8%
18/19		8	7	6	4	5	3	5	8	8	7	5	6	3	75	-1	-1.3%
19/20		3	8	8	7	4	6	4	4	9	8	5	4	8	78	3	4.0%
20/21		5	4	8	8	7	4	5	4	4	6	7	5	3	70	-8	-10.3%
21/22		9	5	5	9	8	3	4	5	5	4	9	8	7	81	11	15.7%
22/23		9	9	5	6	9	8	3	4	5	5	4	9	8	84	3	3.7%
23/24		8	9	9	5	6	9	8	3	4	5	5	4	9	84	0	0.0%
24/25		9	8	9	9	5	6	9	8	3	4	5	5	4	84	0	0.0%
25/26		9	9	8	9	9	5	6	9	8	3	4	5	5	89	5	6.0%
26/27		9	9	9	8	9	9	5	6	9	8	3	4	5	93	4	4.5%

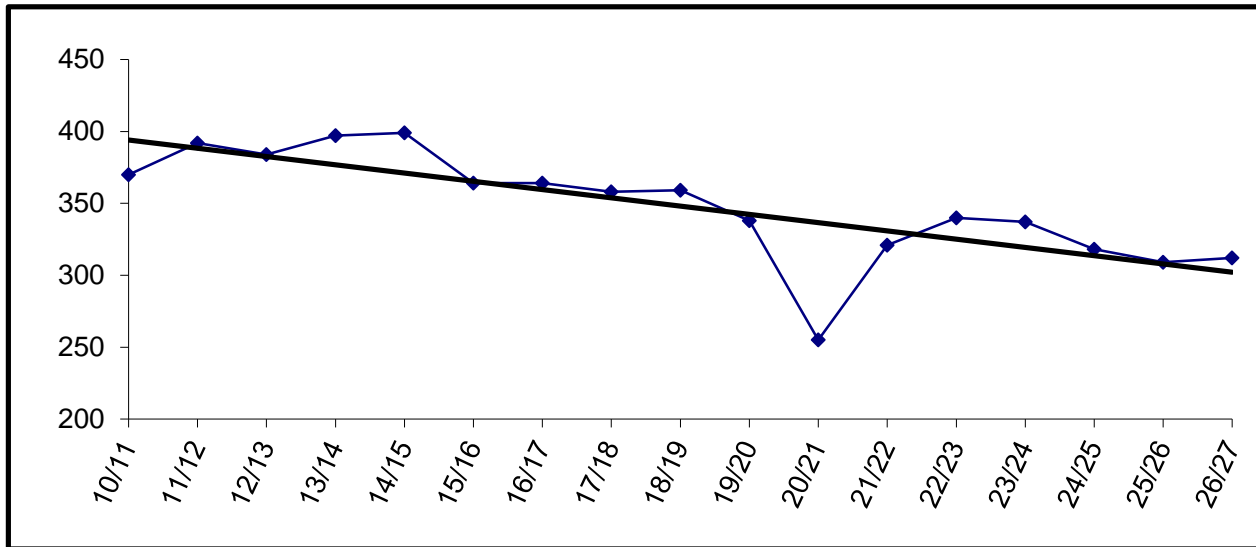
Actual
Projected



Building Capacity	60	
# enrolled and % of capacity		
Actual	Projected	
<u>FY22</u>	<u>FY23</u>	<u>FY24</u>
81	84	84
135%	140%	140%

Nikiski Middle - Senior High

	YEAR	PRE-K	K	1	2	3	4	5	6	7	8	9	10	11	12	TOTAL	# Change	% Change
Actual	10/11									60	67	47	78	54	64	370	19	5.4%
	11/12	*							39	60	67	61	49	65	51	392	22	5.9%
	12/13								60	42	61	64	60	41	56	384	-8	-2.0%
	13/14								54	66	51	65	60	59	42	397	13	3.4%
	14/15								57	54	61	50	66	56	55	399	2	0.5%
	15/16								49	52	48	62	48	55	50	364	-35	-8.8%
	16/17								46	55	54	56	59	43	51	364	0	0.0%
	17/18								64	44	56	51	50	50	43	358	-6	-1.6%
	18/19								55	63	47	55	47	51	41	359	1	0.3%
	19/20								51	51	53	49	40	54	40	338	-21	-5.8%
Projected	20/21								38	29	36	55	27	35	35	255	-83	-24.6%
	21/22								57	54	36	49	54	37	34	321	66	25.9%
	22/23								46	57	55	39	50	56	37	340	19	5.9%
	23/24								34	46	57	55	39	50	56	337	-3	-0.9%
	24/25								37	34	46	57	55	39	50	318	-19	-5.6%
	25/26								41	37	34	46	57	55	39	309	-9	-2.8%
26/27								42	41	37	34	46	57	55	312	3	1.0%	



Building Capacity	600	
# enrolled and % of capacity		
Actual	Projected	
FY22	FY23	FY24
321	340	337
54%	57%	56%

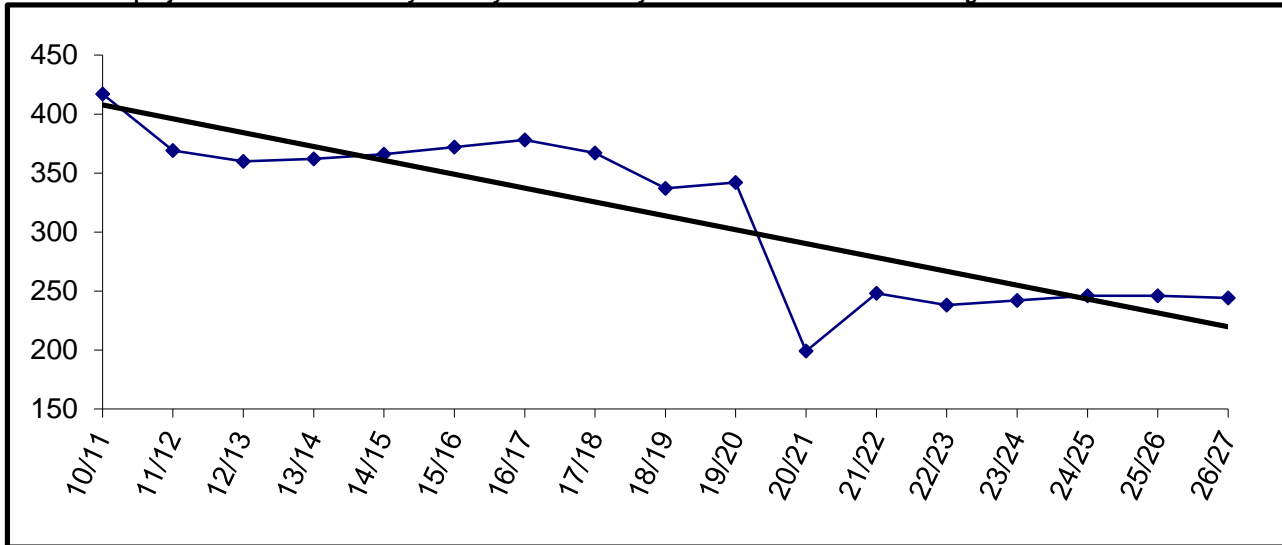
* Beginning in FY12, Grade Six will be relocated from Nikiski North Star

Nikiski North Star

YEAR	PRE-K	K	1	2	3	4	5	6	7	8	9	10	11	12	TOTAL	# Change	% Change
10/11	30	53	52	58	56	57	49	62							417	14	3.5%
11/12	*	23	63	54	54	58	55	62							369	-48	-11.5%
12/13		23	60	56	56	55	54	56							360	-9	-2.4%
13/14		21	54	61	58	54	53	61							362	2	0.6%
14/15		21	69	58	60	57	52	49							366	4	1.1%
15/16		23	59	71	56	55	58	50							372	6	1.6%
16/17		19	62	63	70	55	52	57							378	6	1.6%
17/18		20	47	54	60	67	58	61							367	-11	-2.9%
18/19		22	44	41	53	63	60	54							337	-30	-8.2%
19/20		22	56	44	50	55	58	57							342	5	1.5%
20/21		18	31	30	24	21	37	38							199	-143	-41.8%
21/22		10	41	41	41	37	34	44							248	49	24.6%
22/23			43	41	42	41	37	34							238	-10	-4.0%
23/24			38	43	41	42	41	37							242	4	1.7%
24/25			41	38	43	41	42	41							246	4	1.7%
25/26			41	41	38	43	41	42							246	0	0.0%
26/27			40	41	41	38	43	41							244	-2	-0.8%

Actual
Projected

Enrollment projections for FY09 and beyond may be affected by charter school enrollment changes.

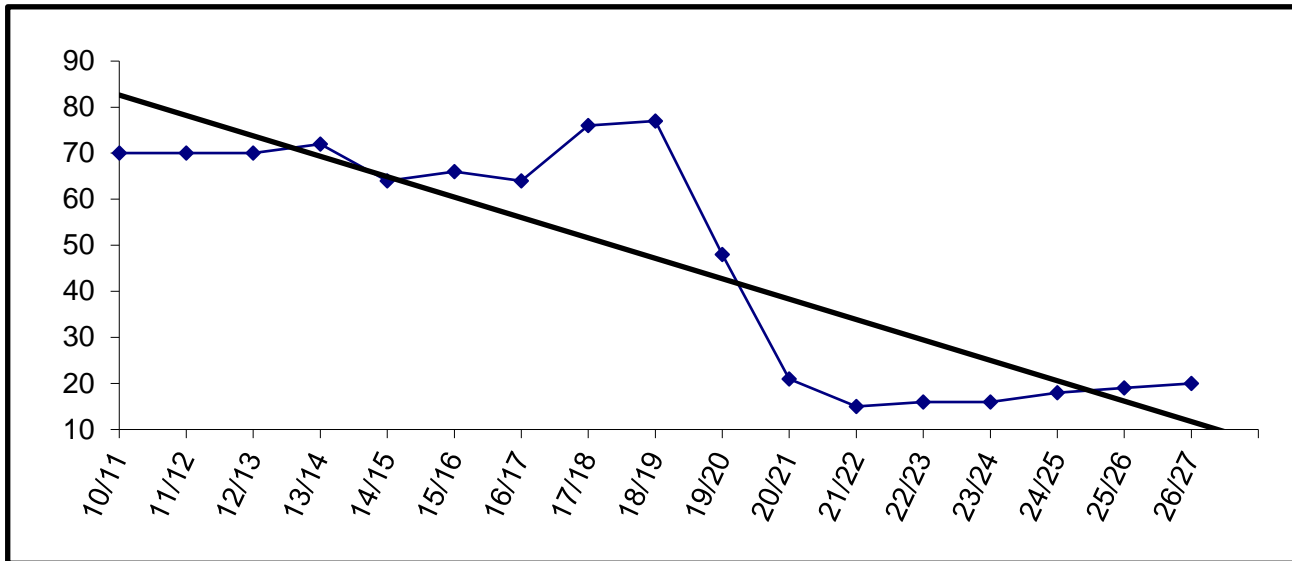


Building Capacity	430	
# enrolled and % of capacity		
Actual	Projected	
FY22	FY23	FY24
248	238	242
58%	55%	56%

* Beginning in FY12, Grade 6 will be located at Nikiski Middle - Senior High

Nikolaevsk

	YEAR	PRE-K	K	1	2	3	4	5	6	7	8	9	10	11	12	TOTAL	# Change	% Change	
Actual	10/11		2	10	5	8	2	10	5	9	3	5	6	1	4	70	0	0.0%	
	11/12		5	2	9	7	8	2	10	3	10	4	5	5	0	70	0	0.0%	
	12/13		3	6	2	9	7	8	2	10	3	9	3	3	5	70	0	0.0%	
	13/14		4	4	4	4	5	10	7	8	2	9	3	8	4	72	2	2.9%	
	14/15		2	2	2	2	4	2	10	7	10	2	9	3	8	64	-8	-11.1%	
	15/16		3	3	3	3	2	4	3	9	7	7	3	9	3	10	66	2	3.1%
	16/17		2	5	4	4	4	3	3	2	8	8	9	3	9	64	-2	-3.0%	
	17/18		4	5	5	5	6	5	4	4	5	10	6	11	3	8	76	12	18.8%
	18/19		4	6	6	6	4	8	5	6	4	7	10	5	10	2	77	1	1.3%
	19/20		4	2	1	2	2	3	5	3	1	2	5	6	5	9	48	-29	-37.7%
Projected	20/21		0	1	1	1	1	2	1	2	0	2	2	4	4	21	-27	-56.3%	
	21/22		2	0	2	1	1	1	2	1	1	1	0	2	1	15	-6	-28.6%	
	22/23		2	2	0	2	1	1	1	2	1	1	1	0	2	16	1	6.7%	
	23/24		2	2	2	0	2	1	1	1	2	1	1	1	0	16	0	0.0%	
	24/25		2	2	2	2	0	2	1	1	1	2	1	1	1	18	2	12.5%	
	25/26		2	2	2	2	2	0	2	1	1	1	2	1	1	19	1	5.6%	
	26/27		2	2	2	2	2	2	2	0	2	1	1	1	2	1	20	1	5.3%



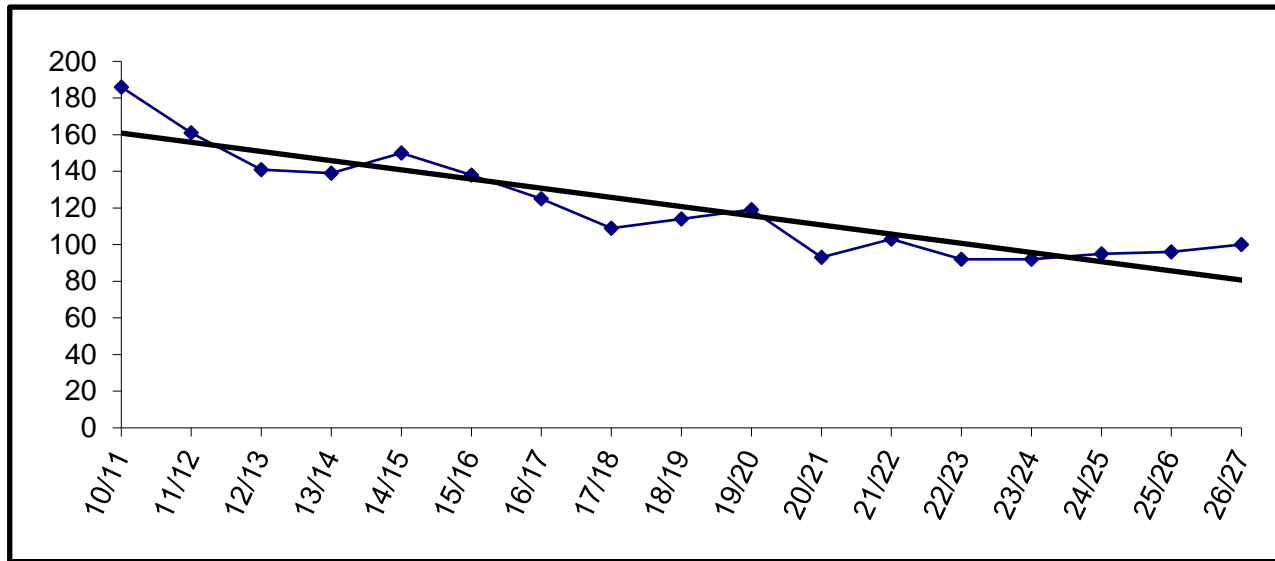
Building Capacity		175
# enrolled and % of capacity		
Actual	Projected	
<u>FY22</u>	<u>FY23</u>	<u>FY24</u>
15	16	16
9%	9%	9%

Ninilchik

YEAR	PRE-K	K	1	2	3	4	5	6	7	8	9	10	11	12	TOTAL	# Change	% Change
10/11	2	12	17	9	19	11	15	20	16	9	16	14	14	12	186	15	8.8%
11/12	1	8	11	15	7	15	12	11	17	16	12	12	11	13	161	-25	-13.4%
12/13		7	8	11	13	9	14	11	10	13	18	10	9	8	141	-20	-12.4%
13/14	1	13	8	8	12	14	9	8	10	11	14	17	9	5	139	-2	-1.4%
14/15		6	12	9	6	12	14	13	12	14	13	15	15	9	150	11	7.9%
15/16		6	9	11	8	7	13	16	11	12	11	9	13	12	138	-12	-8.0%
16/17	6	5	8	7	7	9	4	12	11	11	15	8	10	12	125	-13	-9.4%
17/18	9	4	2	11	7	9	6	9	7	11	9	10	7	8	109	-16	-12.8%
18/19	8	11	6	3	12	7	9	8	7	6	10	12	9	6	114	5	4.6%
19/20	9	5	10	7	3	15	8	8	8	7	8	10	12	9	119	5	4.4%
20/21	9	5	3	4	5	4	10	10	4	6	6	9	9	9	93	-26	-21.8%
21/22	4	11	11	7	8	10	6	9	7	3	5	4	7	11	103	10	10.8%
22/23		4	11	11	7	8	10	6	9	7	3	5	4	7	92	-11	-10.7%
23/24		7	4	11	11	7	8	10	6	9	7	3	5	4	92	0	0.0%
24/25		7	7	4	11	11	7	8	10	6	9	7	3	5	95	3	3.3%
25/26		6	7	7	4	11	11	7	8	10	6	9	7	3	96	1	1.1%
26/27		7	6	7	7	4	11	11	7	8	10	6	9	7	100	4	4.2%

Actual

Projected

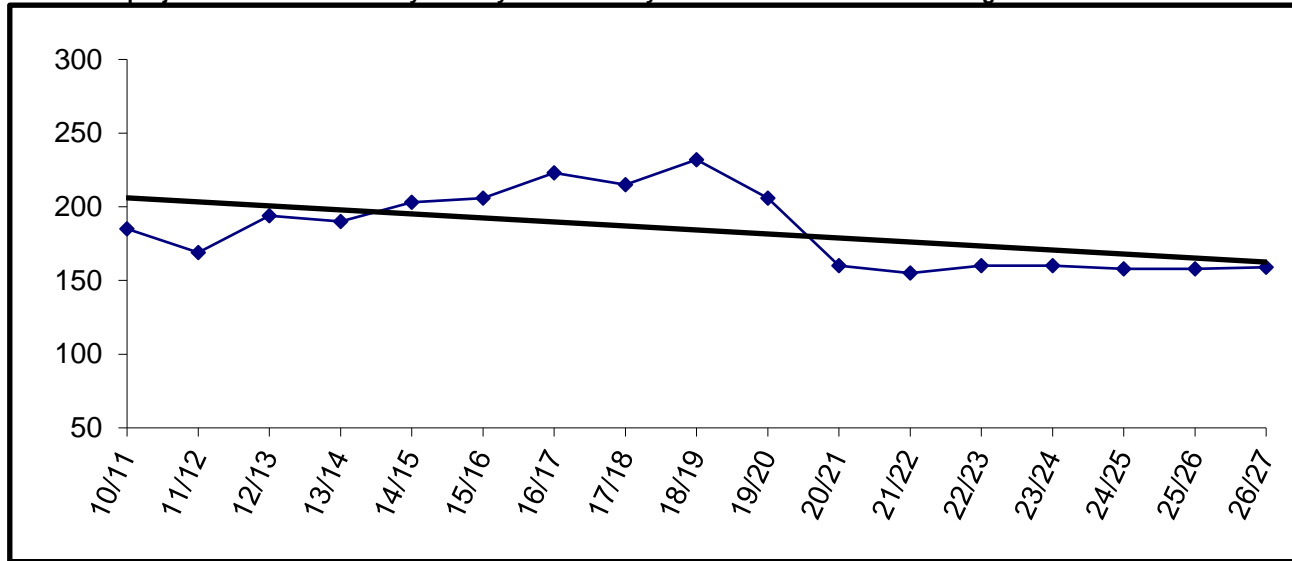


Building Capacity	300	
# enrolled and % of capacity		
Actual	Projected	
<u>FY22</u>	<u>FY23</u>	<u>FY24</u>
103	92	92
34%	31%	31%

Paul Banks

	YEAR	PRE-K	K	1	2	3	4	5	6	7	8	9	10	11	12	TOTAL	# Change	% Change
Actual	10/11	14	58	63	50											185	-43	-18.9%
	11/12	8	49	50	62											169	-16	-8.6%
	12/13	23	55	57	59											194	25	14.8%
	13/14	27	55	52	56											190	-4	-2.1%
	14/15	27	74	53	49											203	13	6.8%
	15/16	28	49	71	58											206	3	1.5%
	16/17	30	62	53	78											223	17	8.3%
	17/18	33	60	66	56											215	-8	-3.6%
	18/19	31	67	65	69											232	17	7.9%
	19/20	31	56	58	61											206	-26	-11.2%
Projected	20/21	24	50	37	49											160	-46	-22.3%
	21/22	10	53	52	40											155	-5	-3.1%
	22/23		53	55	52											160	5	3.2%
	23/24		52	53	55											160	0	0.0%
	24/25		53	52	53											158	-2	-1.3%
	25/26		53	53	52											158	0	0.0%
26/27		53	53	53											159	1	0.6%	

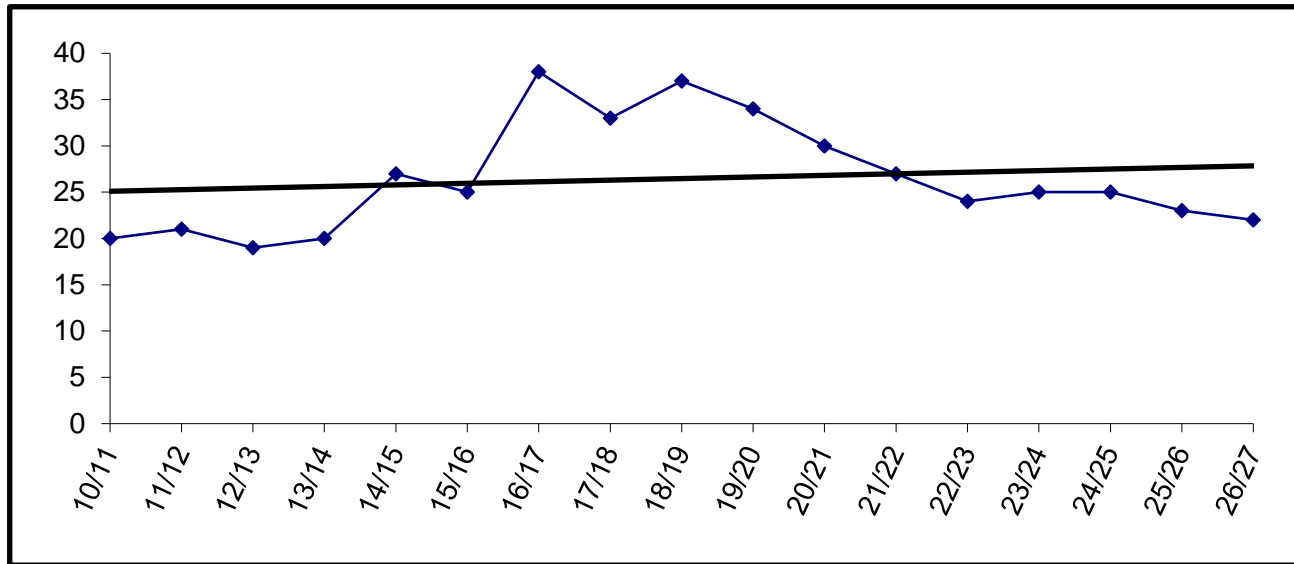
Enrollment projections for FY09 and beyond may be affected by charter school enrollment changes.



Building Capacity	270	
# enrolled and % of capacity		
	Actual	Projected
	<u>FY22</u>	<u>FY23</u> <u>FY24</u>
	155	160 160
	57%	59% 59%

Port Graham

	YEAR	PRE-K	K	1	2	3	4	5	6	7	8	9	10	11	12	TOTAL	# Change	% Change	
Actual	10/11		4	1	1	1	2	1	2	1	1	2	1	2	1	20	5	33.3%	
	11/12		2	4	2	1	1	2	1	2	1	0	1	1	3	21	1	5.0%	
	12/13		3	1	3	1	1	1	1	1	2	1	1	2	1	19	-2	-9.5%	
	13/14		4	3	1	3	1	1	1	1	1	2	1	0	1	20	1	5.3%	
	14/15		3	5	3	2	4	2	2	2	1	1	2	1	0	1	27	7	35.0%
	15/16		4	2	3	2	2	2	3	2	1	1	1	2	1	1	25	-2	-7.4%
	16/17	1	3	4	4	4	4	3	2	4	2	2	1	2	3	3	38	13	52.0%
	17/18		1	3	4	4	3	3	3	3	4	2	2	2	1	2	33	-5	-13.2%
	18/19		7	1	3	4	4	3	3	3	2	3	2	2	3	1	37	4	12.1%
	19/20		3	4	1	3	4	4	3	2	3	1	3	2	2	3	34	-3	-8.1%
	20/21		4	1	4	1	3	3	3	1	3	2	1	3	2	2	30	-4	-11.8%
Projected	21/22		1	3	2	4	1	3	3	2	3	2	1	1	1	27	-3	-10.0%	
	22/23		1	1	3	1	3	1	3	2	2	2	3	1	1	24	-3	-11.1%	
	23/24		2	1	1	3	1	3	1	3	2	2	2	3	1	25	1	4.2%	
	24/25		1	2	1	1	3	1	3	1	3	2	2	2	3	25	0	0.0%	
	25/26		1	1	2	1	1	3	1	3	1	3	2	2	2	23	-2	-8.0%	
	26/27		1	1	1	2	1	1	1	3	1	3	1	3	2	2	22	-1	-4.3%

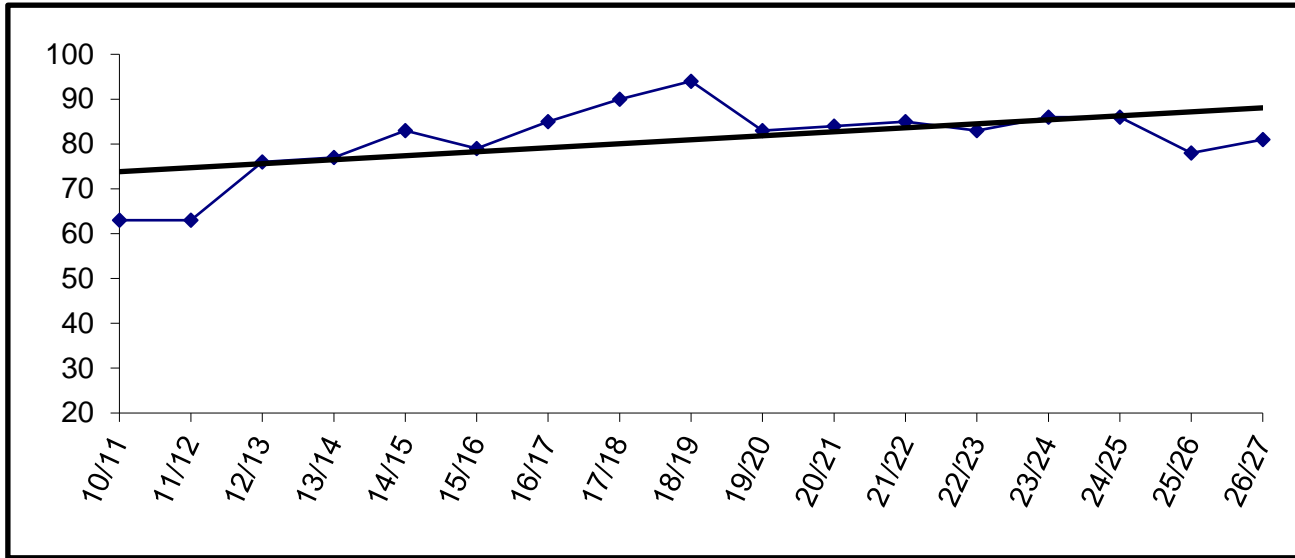


Building Capacity	50	
# enrolled and % of capacity		
Actual	Projected	
<u>FY22</u>	<u>FY23</u>	<u>FY24</u>
27	24	25
54%	48%	50%

Razdolna

YEAR	PRE-K	K	1	2	3	4	5	6	7	8	9	10	11	12	TOTAL	# Change	% Change
10/11		7	10	8	5	8	2	4	6	3	6	2	1	1	63	26	70.3%
11/12		4	9	10	8	5	9	1	4	5	5	2	1	0	63	0	0.0%
12/13		14	4	9	10	8	5	9	1	5	3	4	3	1	76	13	20.6%
13/14		3	15	4	9	10	8	5	9	1	4	5	4	0	77	1	1.3%
14/15		7	4	14	4	9	10	8	5	9	1	4	4	4	83	6	7.8%
15/16		6	7	4	14	4	9	9	7	4	9	0	3	3	79	-4	-4.8%
16/17		9	7	7	4	13	5	9	11	7	4	8	0	1	85	6	7.6%
17/18	1	5	9	7	8	4	13	5	9	11	7	4	7	0	90	5	5.9%
18/19		7	5	9	8	7	2	14	4	10	12	8	3	5	94	4	4.4%
19/20		5	6	4	9	5	8	2	13	4	10	11	4	2	83	-11	-11.7%
20/21		7	5	6	4	9	5	8	3	13	4	7	10	3	84	1	1.2%
21/22		6	7	5	6	4	9	6	8	3	14	6	4	7	85	1	1.2%
22/23		6	6	7	5	6	4	9	6	8	3	14	6	3	83	-2	-2.4%
23/24		6	6	6	7	5	6	4	9	6	8	3	14	6	86	3	3.6%
24/25		6	6	6	6	7	5	6	4	9	6	8	3	14	86	0	0.0%
25/26		6	6	6	6	6	7	5	6	4	9	6	8	3	78	-8	-9.3%
26/27		6	6	6	6	6	6	7	5	6	4	9	6	8	81	3	3.8%

Actual
Projected

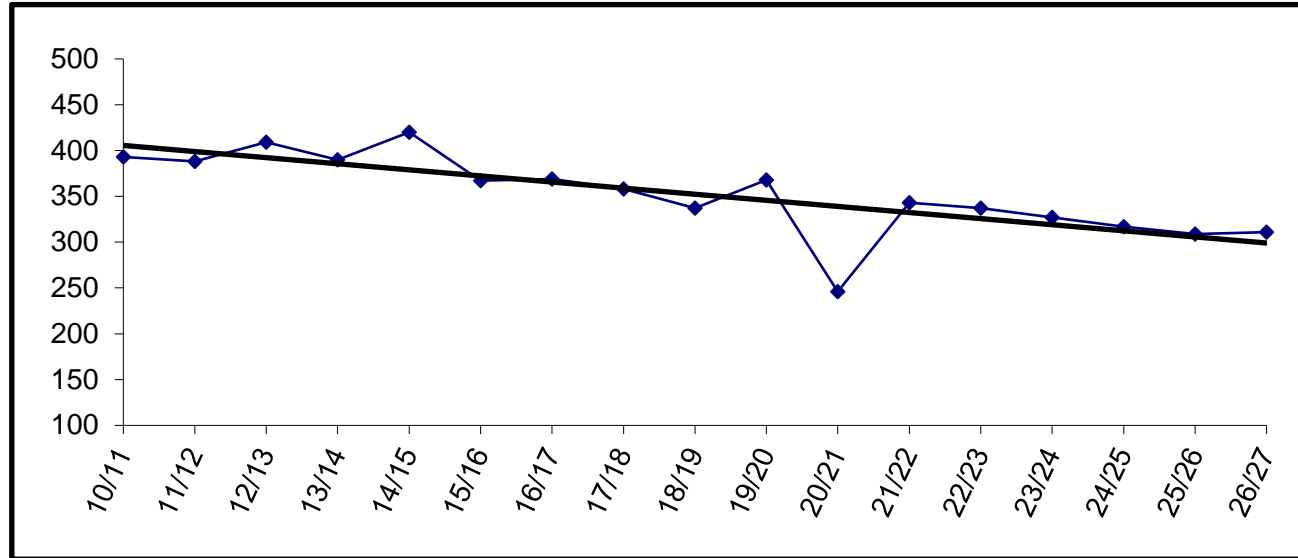


Building Capacity	50	
# enrolled and % of capacity		
Actual	Projected	
<u>FY22</u>	<u>FY23</u>	<u>FY24</u>
85	83	86
170%	166%	172%

Redoubt

	YEAR	PRE-K	K	1	2	3	4	5	6	7	8	9	10	11	12	TOTAL	# Change	% Change
Actual	10/11	19	47	55	53	53	50	44	72							393	22	5.9%
	11/12	20	58	50	58	56	46	52	48							388	-5	-1.3%
	12/13	24	48	55	58	57	64	52	51							409	21	5.4%
	13/14	19	55	38	50	59	52	64	53							390	-19	-4.6%
	14/15	20	43	54	49	54	63	61	76							420	30	7.7%
	15/16	20	36	42	52	52	46	61	58							367	-53	-12.6%
	16/17	22	47	43	47	48	51	46	65							369	2	0.5%
	17/18	20	55	49	44	43	48	53	46							358	-11	-3.0%
	18/19	18	39	49	51	40	46	48	46							337	-21	-5.9%
	19/20	20	48	38	56	57	44	54	51							368	31	9.2%
Projected	20/21	17	28	31	32	35	38	24	41							246	-122	-33.2%
	21/22	20	54	36	42	52	57	52	30							343	97	39.4%
	22/23		44	54	36	42	52	57	52							337	-6	-1.7%
	23/24		42	44	54	36	42	52	57							327	-10	-3.0%
	24/25		47	42	44	54	36	42	52							317	-10	-3.1%
	25/26		44	47	42	44	54	36	42							309	-8	-2.5%
	26/27		44	44	47	42	44	54	36							311	2	0.6%

Enrollment projections for FY09 and beyond may be affected by charter school enrollment changes.



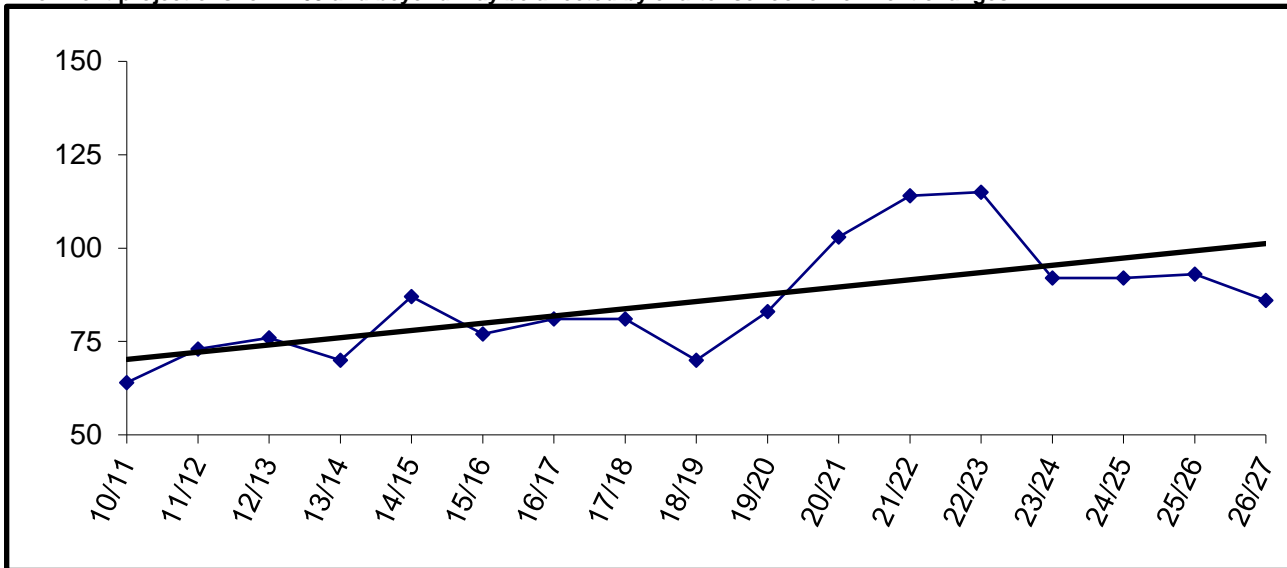
Building Capacity	400	
# enrolled and % of capacity		
Actual	Projected	
<u>FY22</u>	<u>FY23</u>	<u>FY24</u>
343	337	327
86%	84%	82%

River City Academy

YEAR	PRE-K	K	1	2	3	4	5	6	7	8	9	10	11	12	TOTAL	# Change	% Change
10/11									9	13	13	14	9	6	64	8	14.3%
11/12									15	15	16	15	8	4	73	9	14.1%
12/13									10	20	18	13	8	7	76	3	4.1%
13/14									16	11	14	11	10	8	70	-6	-7.9%
14/15									11	23	12	13	14	14	87	17	24.3%
15/16									9	12	21	9	14	12	77	-10	-11.5%
16/17									13	11	16	20	7	14	81	4	5.2%
17/18									12	12	16	15	17	9	81	0	0.0%
18/19									12	10	10	15	10	13	70	-11	-13.6%
19/20									14	17	20	12	11	9	83	13	18.6%
20/21									17	13	17	23	18	15	103	20	24.1%
21/22									10	21	13	13	37	20	114	11	10.7%
22/23									15	15	21	13	14	37	115	1	0.9%
23/24									14	15	15	21	13	14	92	-23	-20.0%
24/25									14	14	15	15	21	13	92	0	0.0%
25/26									14	14	14	15	15	21	93	1	1.1%
26/27									14	14	14	14	15	15	86	-7	-7.5%

Actual
Projected

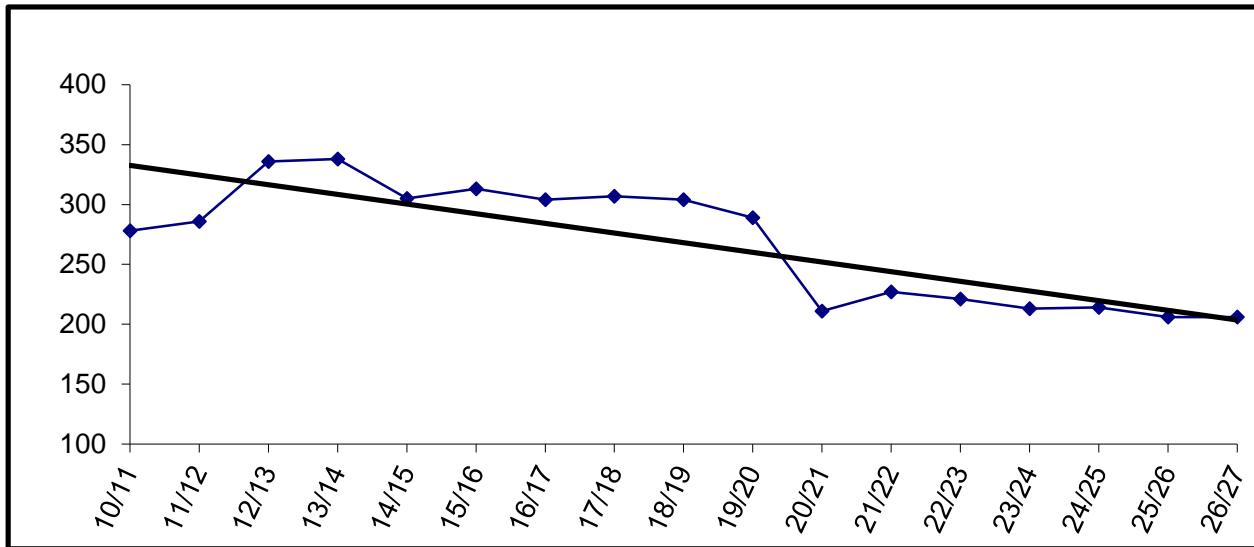
Enrollment projections for FY09 and beyond may be affected by charter school enrollment changes.



River City Academy will be housed at at Skyview Middle.

Seward Elementary

	YEAR	PRE-K	K	1	2	3	4	5	6	7	8	9	10	11	12	TOTAL	# Change	% Change
Actual	10/11	8	33	43	48	42	32	35	37							278	2	0.7%
	11/12	7	46	30	47	44	41	36	35							286	8	2.9%
	12/13	30	61	47	34	40	49	42	33							336	50	17.5%
	13/14	27	52	56	52	29	41	47	34							338	2	0.6%
	14/15	23	47	53	55	52	31	44								305	-33	-9.8%
	15/16	30	46	51	54	58	48	26								313	8	2.6%
	16/17	25	34	49	48	47	53	48								304	-9	-2.9%
	17/18	27	54	35	49	46	47	49								307	3	1.0%
	18/19	27	41	55	33	50	50	48								304	-3	-1.0%
	19/20	31	39	37	48	35	47	52								289	-15	-4.9%
20/21	15	34	31	32	32	27	40								211	-78	-27.0%	
Projected	21/22	18	32	34	42	33	40	28								227	16	7.6%
	22/23		35	35	34	42	33	42								221	-6	-2.6%
	23/24		34	35	35	34	42	33								213	-8	-3.6%
	24/25		34	34	35	35	34	42								214	1	0.5%
	25/26		34	34	34	35	35	34								206	-8	-3.7%
	26/27		34	34	34	34	35	35								206	0	0.0%



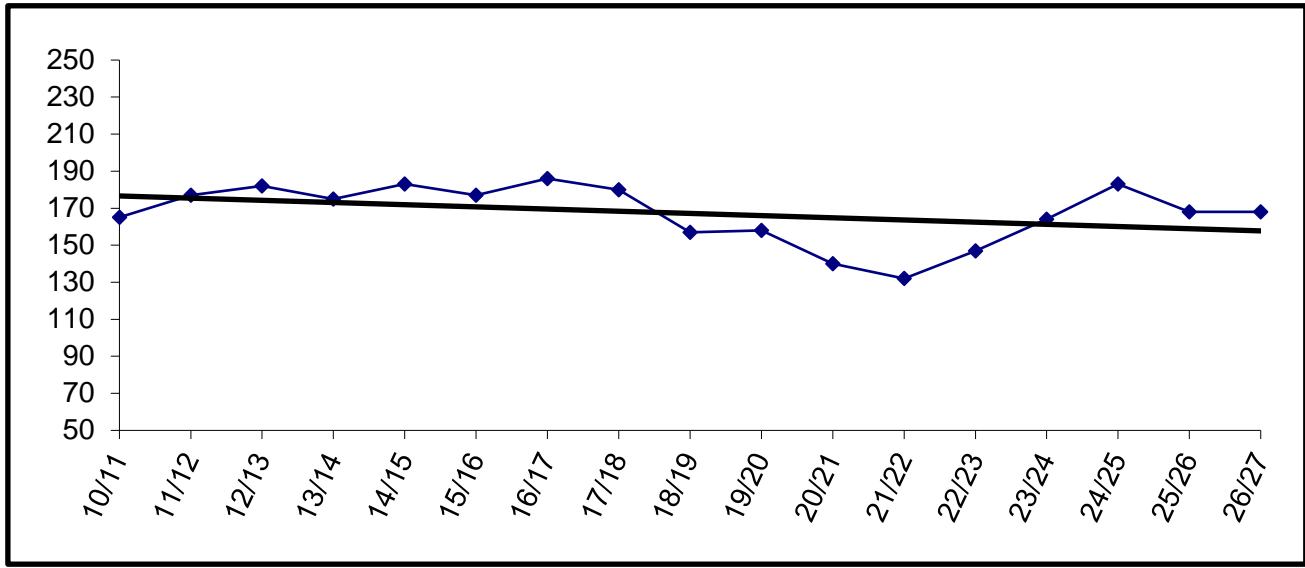
Building Capacity	450	
# enrolled and % of capacity		
	Actual	Projected
	<u>FY22</u>	<u>FY23</u> <u>FY24</u>
	227	221 213
	50%	49% 47%

* Beginning in FY15, Grade 6 will be located at Seward Middle School.

Seward High

YEAR	PRE-K	K	1	2	3	4	5	6	7	8	9	10	11	12	TOTAL	# Change	% Change
10/11											43	39	41	42	165	-13	-7.3%
11/12											50	42	42	43	177	12	7.3%
12/13											42	51	42	47	182	5	2.8%
13/14											38	45	54	38	175	-7	-3.8%
14/15											48	42	40	53	183	8	4.6%
15/16											42	47	44	44	177	-6	-3.3%
16/17											52	43	45	46	186	9	5.1%
17/18											47	45	45	43	180	-6	-3.2%
18/19											35	46	42	34	157	-23	-12.8%
19/20											36	37	46	39	158	1	0.6%
20/21											36	26	32	46	140	-18	-11.4%
21/22											43	29	31	29	132	-8	-5.7%
22/23											42	43	31	31	147	15	11.4%
23/24											48	42	43	31	164	17	11.6%
24/25											50	48	42	43	183	19	11.6%
25/26											28	50	48	42	168	-15	-8.2%
26/27											42	28	50	48	168	0	0.0%

Actual
Projected

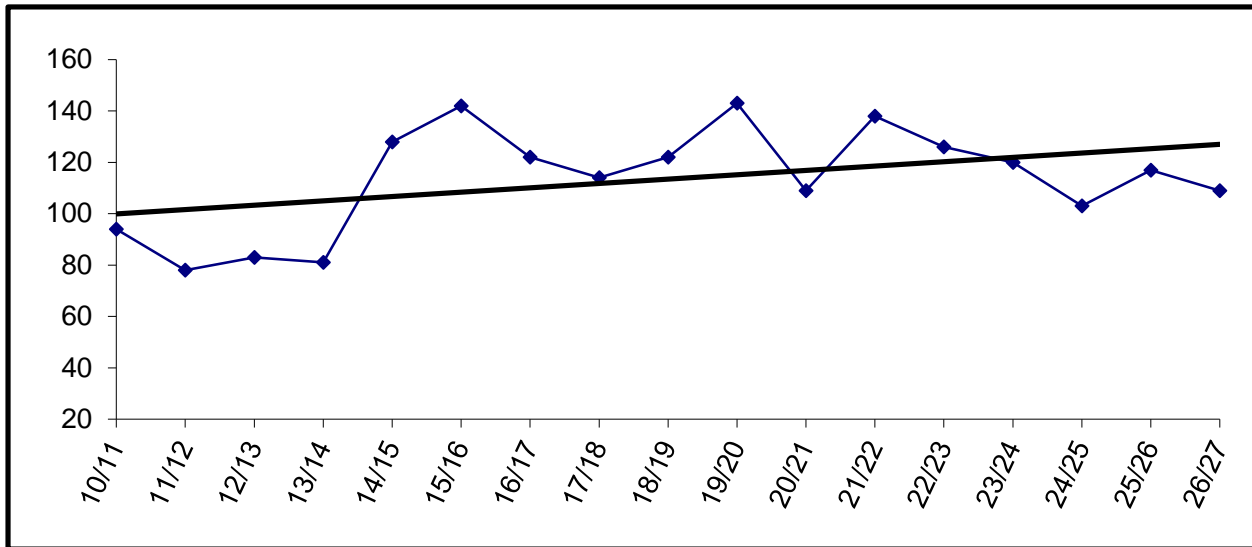


Building Capacity	400	
# enrolled and % of capacity		
Actual	Projected	
<u>FY22</u>	<u>FY23</u>	<u>FY24</u>
132	147	164
33%	37%	41%

Seward Middle

YEAR	PRE-K	K	1	2	3	4	5	6	7	8	9	10	11	12	TOTAL	# Change	% Change
10/11								45	49						94	3	3.3%
11/12								38	40						78	-16	-17.0%
12/13								43	40						83	5	6.4%
13/14								36	45						81	-2	-2.4%
14/15								54	36	38					128	47	58.0%
15/16								46	47	49					142	14	10.9%
16/17								34	42	46					122	-20	-14.1%
17/18								40	36	38					114	-8	-6.6%
18/19								51	37	34					122	8	7.0%
19/20								46	56	41					143	21	17.2%
20/21								37	33	39					109	-34	-23.8%
21/22								49	48	41					138	29	26.6%
22/23								28	50	48					126	-12	-8.7%
23/24								42	28	50					120	-6	-4.8%
24/25								33	42	28					103	-17	-14.2%
25/26								42	33	42					117	14	13.6%
26/27								34	42	33					109	-8	-6.8%

Actual
Projected



Building Capacity	140	
# enrolled and % of capacity		
Actual	Projected	
<u>FY22</u>	<u>FY23</u>	<u>FY24</u>
138	126	120
99%	90%	86%

* Beginning in FY15, Grade 6 will be located at Seward Middle School.

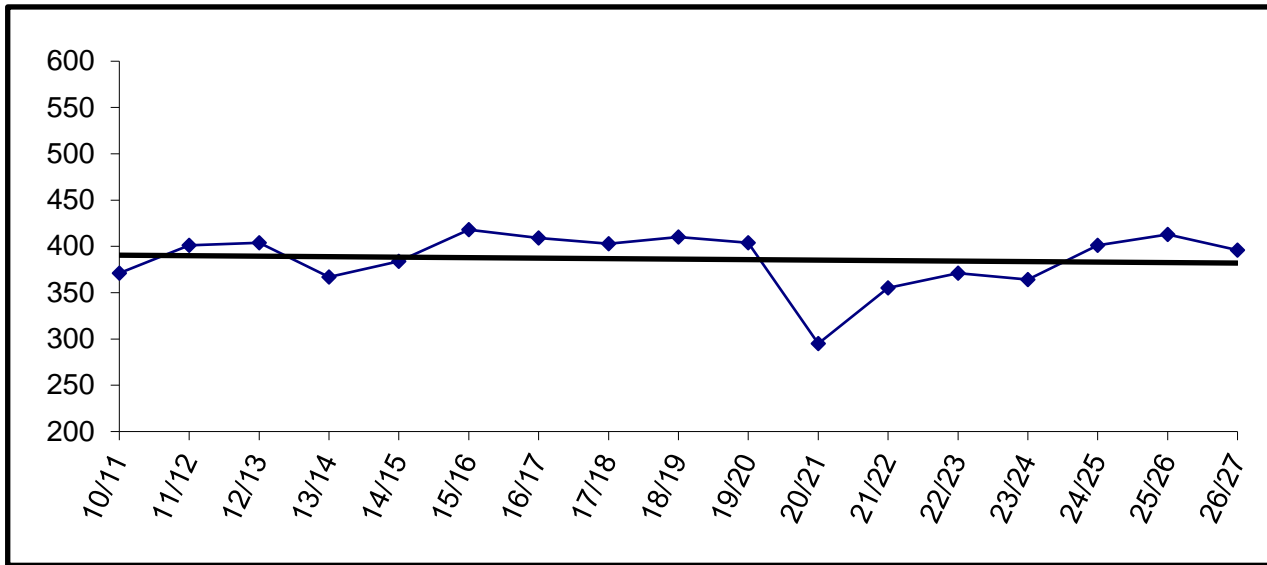
Skyview High School

	YEAR	PRE-K	K	1	2	3	4	5	6	7	8	9	10	11	12	TOTAL	# Change	% Change
Actual	10/11											87	82	97	67	333	333	0.0%
	11/12											95	85	88	95	363	30	9.0%
	12/13											68	94	87	74	323	-40	-11.0%
	13/14											54	61	77	69	261	-62	-19.2%
Projected	14/15																	
	15/16																	
	16/17																	
	17/18																	
	18/19																	
	19/20																	
	20/21																	
21/22																		
22/23																		
23/24																		
24/25																		
25/26																		
26/27																		

Skyview High School closed in FY14

Skyview Middle

	YEAR	PRE-K	K	1	2	3	4	5	6	7	8	9	10	11	12	TOTAL	# Change	% Change
Actual	10/11									176	195					371	-41	-10.0%
	11/12									217	184					401	30	8.1%
	12/13									190	214					404	3	0.7%
	13/14									179	188					367	-37	-9.2%
	14/15									199	185					384	17	4.6%
	15/16									212	206					418	34	8.9%
	16/17									204	205					409	-9	-2.2%
	17/18									204	199					403	-6	-1.5%
	18/19									224	186					410	7	1.7%
	19/20									194	210					404	-6	-1.5%
Projected	20/21									143	152					295	-109	-27.0%
	21/22									200	155					355	60	20.3%
	22/23									172	199					371	16	4.5%
	23/24									192	172					364	-7	-1.9%
	24/25									209	192					401	37	10.2%
	25/26									204	209					413	12	3.0%
	26/27									192	204					396	-17	-4.1%



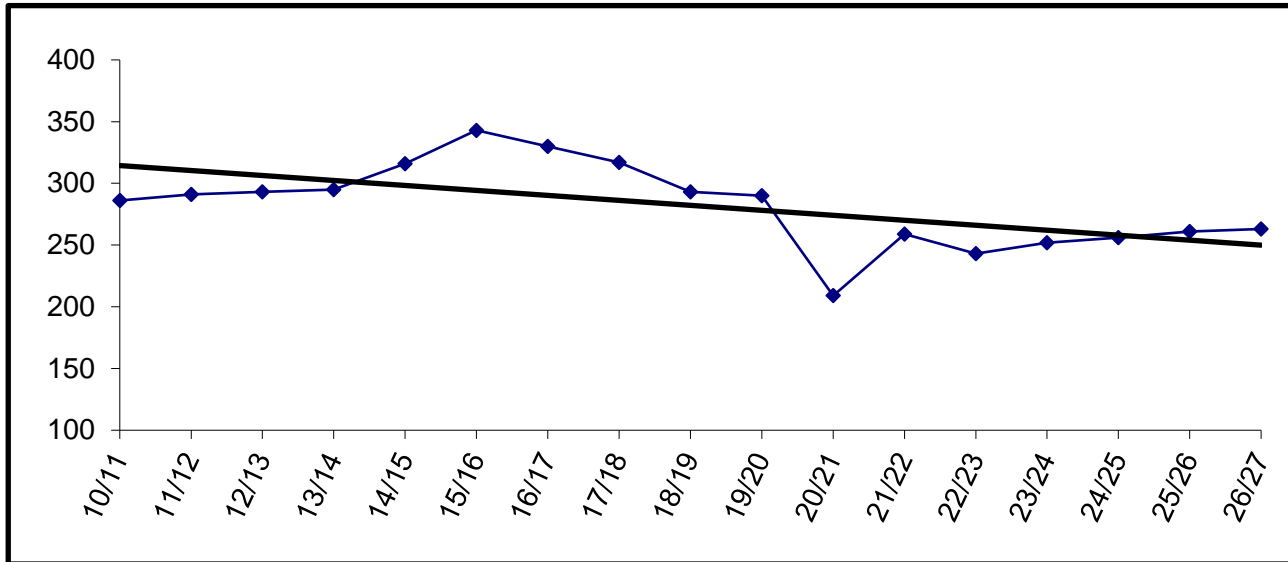
Building Capacity	600	
# enrolled and % of capacity		
Actual	Projected	
<u>FY22*</u>	<u>FY23*</u>	<u>FY24*</u>
469	486	456
78%	81%	76%

*Number Enrolled includes students at Skyview Middle and River City Academy

Soldotna Elementary

YEAR	PRE-K	K	1	2	3	4	5	6	7	8	9	10	11	12	TOTAL	# Change	% Change
10/11	45	42	38	40	35	28	32	26							286	20	7.5%
11/12	31	48	39	42	38	34	26	33							291	5	1.7%
12/13	37	41	42	35	40	33	34	31							293	2	0.7%
13/14	35	42	35	42	34	42	31	34							295	2	0.7%
14/15	34	52	37	40	46	36	37	34							316	21	7.1%
15/16	45	42	43	40	37	52	45	39							343	27	8.5%
16/17	44	33	36	45	45	35	49	43							330	-13	-3.8%
17/18	39	42	33	39	43	41	34	46							317	-13	-3.9%
18/19	35	29	36	32	36	46	42	37							293	-24	-7.6%
19/20	38	37	32	33	34	37	40	39							290	-3	-1.0%
20/21	35	26	26	21	22	20	31	28							209	-81	-27.9%
21/22	16	39	30	36	34	35	27	42							259	50	23.9%
22/23		42	39	30	36	34	35	27							243	-16	-6.2%
23/24		36	42	39	30	36	34	35							252	9	3.7%
24/25		39	36	42	39	30	36	34							256	4	1.6%
25/26		39	39	36	42	39	30	36							261	5	2.0%
26/27		38	39	39	36	42	39	30							263	2	0.8%

Enrollment projections for FY09 and beyond may be affected by charter school enrollment changes.



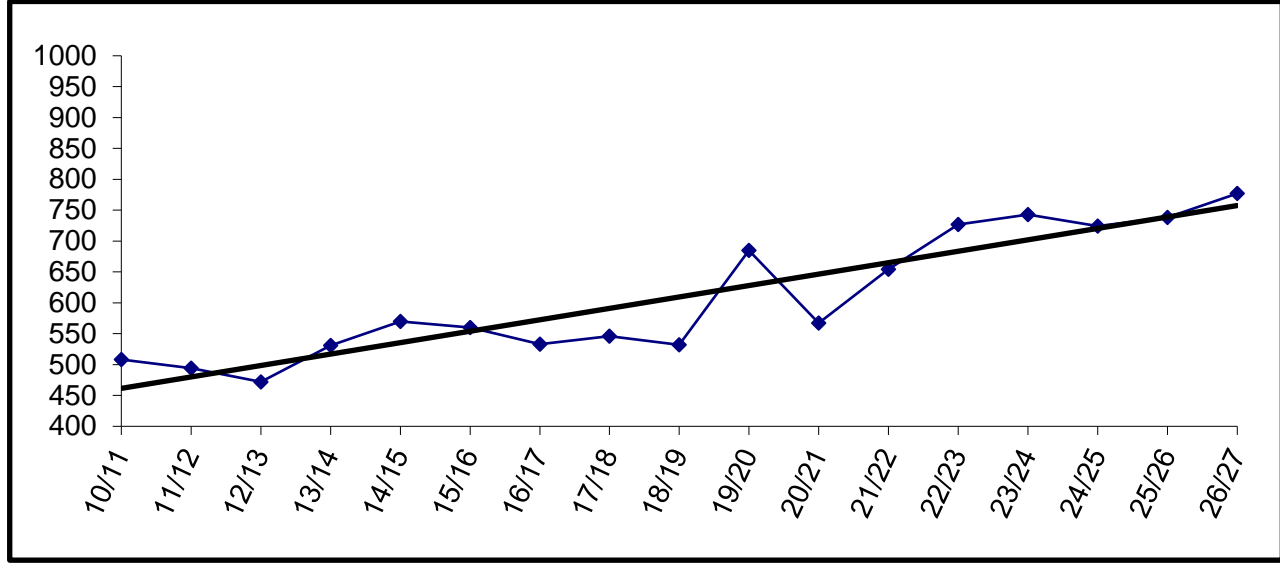
Building Capacity		470
# enrolled and % of capacity		
Actual	Projected	
FY22*	FY23*	FY24*
422	407	416
90%	87%	89%

*Number Enrolled includes students at Soldotna Elementary and Soldotna Montessori

Soldotna High

YEAR	PRE-K	K	1	2	3	4	5	6	7	8	9	10	11	12	TOTAL	# Change	% Change
10/11											128	134	120	126	508	-26	-4.9%
11/12											132	118	123	121	494	-14	-2.8%
12/13											120	129	101	122	472	-22	-4.5%
13/14											172	123	131	105	531	59	12.5%
14/15												213	178	179	570	39	7.3%
15/16												189	202	169	560	-10	-1.8%
16/17												181	180	172	533	-27	-4.8%
17/18												205	169	172	546	13	2.4%
18/19												189	182	161	532	-14	-2.6%
19/20											184	179	171	151	685	153	28.8%
20/21											172	126	133	136	567	-118	-17.2%
21/22											193	197	154	110	654	87	15.3%
22/23											165	195	211	156	727	73	11.2%
23/24											172	165	195	211	743	16	2.2%
24/25											192	172	165	195	724	-19	-2.6%
25/26											209	192	172	165	738	14	1.9%
26/27											204	209	192	172	777	39	5.3%

Actual
Projected

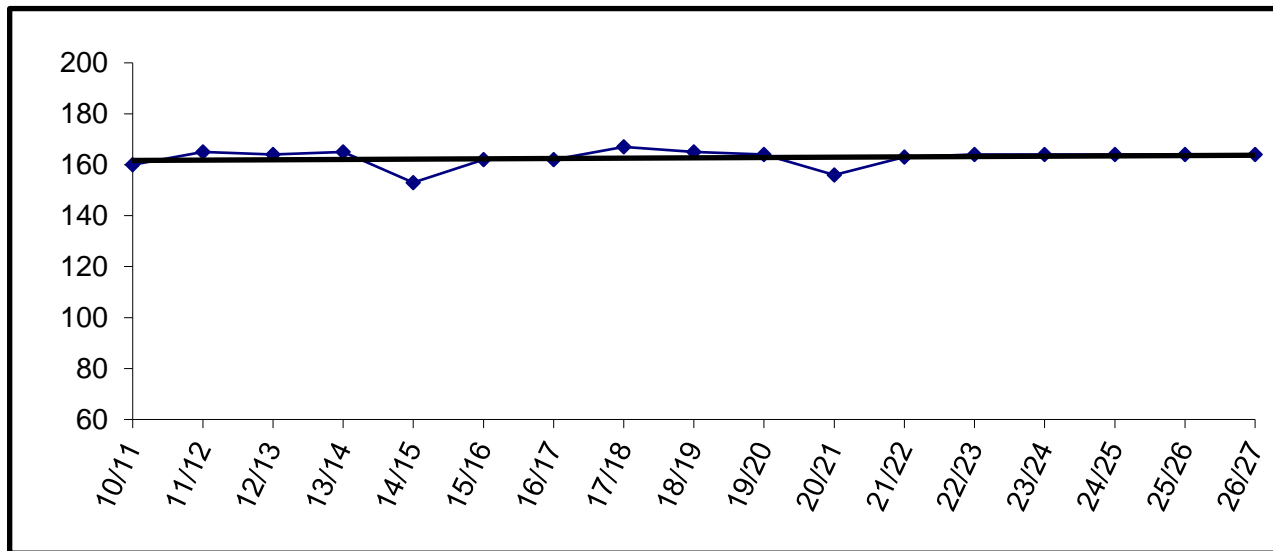


Building Capacity	800	
# enrolled and % of capacity		
	Actual	Projected
	<u>FY22</u>	<u>FY23</u> <u>FY24</u>
	654	727 743
	82%	91% 93%

For FY15-FY19, SoPrep housed the ninth grade class. In FY20, SoPrep closed and Soldotna High returned to a 9-12 high school.

Soldotna Montessori Charter

	YEAR	PRE-K	K	1	2	3	4	5	6	7	8	9	10	11	12	TOTAL	# Change	% Change
Actual	10/11		23	24	23	20	23	23	24							160	0	0.0%
	11/12		23	23	24	24	23	23	25							165	5	3.1%
	12/13		23	23	24	25	26	24	19							164	-1	-0.6%
	13/14		23	24	23	23	24	27	21							165	1	0.6%
	14/15		21	21	22	21	20	23	25							153	-12	-7.3%
	15/16		23	21	23	25	23	24	23							162	9	5.9%
	16/17		23	23	22	23	25	24	22							162	0	0.0%
	17/18		23	23	27	22	25	28	19							167	5	3.1%
	18/19		21	23	23	26	23	24	25							165	-2	-1.2%
	19/20		21	24	26	22	23	25	23							164	-1	-0.6%
	20/21		20	22	23	26	23	22	20							156	-8	-4.9%
Projected	21/22		20	25	21	25	26	24	22							163	7	4.5%
	22/23		20	24	25	21	25	25	24							164	1	0.6%
	23/24		20	24	25	21	25	25	24							164	0	0.0%
	24/25		20	24	25	21	25	25	24							164	0	0.0%
	25/26		20	24	25	21	25	25	24							164	0	0.0%
	26/27		20	24	25	21	25	25	24							164	0	0.0%



Charter schools in the district are housed according to the terms of their contract. The Board may allow them to use available space in existing facilities.

Soldotna Montessori is currently housed in Soldotna Elementary.

Enrollment for FY09 and beyond is subject to board review and approval.

Soldotna Prep

	YEAR	PRE-K	K	1	2	3	4	5	6	7	8	9	10	11	12	TOTAL	# Change	% Change
Actual	10/11																	
	11/12																	
	12/13																	
	13/14																	
	14/15											198				198		
	15/16											183				183	-15	-7.6%
	16/17											197				197	14	7.7%
	17/18											190				190	-7	-3.6%
	18/19											186				186	-4	-2.1%
	19/20																	
Projected	20/21																	
	21/22																	
	22/23																	
	23/24																	
	24/25																	
	25/26																	
	26/27																	

In FY20 Soldotna Prep closed.

Spring Creek

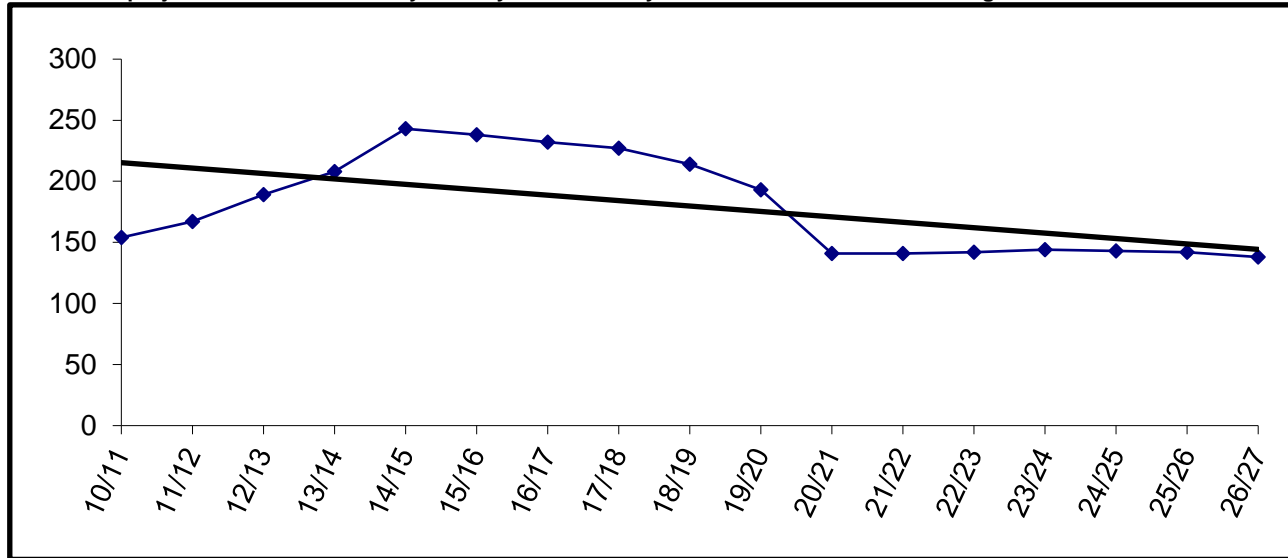
	YEAR	PRE-K	K	1	2	3	4	5	6	7	8	9	10	11	12	TOTAL	# Change	% Change	
Actual	10/11											0	3	5	11	19	-2	-9.5%	
	11/12											0	0	0	11	11	-8	-42.1%	
	12/13																		
	13/14																		
	14/15																		
	15/16																		
	16/17																		
	17/18																		
	18/19																		
	19/20																		
Projected	20/21																		
	21/22																		
	22/23																		
	23/24																		
	24/25																		
	25/26																		
26/27																			

School closed in FY12 and students transferred to Anchorage School District.

Sterling Elementary

	YEAR	PRE-K	K	1	2	3	4	5	6	7	8	9	10	11	12	TOTAL	# Change	% Change
Actual	10/11	4	24	16	22	23	12	25	28							154	20	14.9%
	11/12	6	30	26	20	27	20	17	21							167	13	8.4%
	12/13	11	28	28	25	23	33	22	19							189	22	13.2%
	13/14	10	25	40	27	26	25	29	26							208	19	10.1%
	14/15	9	31	31	42	36	30	34	30							243	35	16.8%
	15/16	10	32	30	32	43	37	23	31							238	-5	-2.1%
	16/17	19	33	29	24	27	41	37	22							232	-6	-2.5%
	17/18	20	27	32	28	21	28	35	36							227	-5	-2.2%
	18/19	22	31	27	34	26	20	24	30							214	-13	-5.7%
	19/20	14	27	27	26	30	23	21	25							193	-21	-9.8%
20/21	11	16	20	24	19	19	16	16							141	-52	-26.9%	
Projected	21/22	10	16	17	24	22	21	17	14							141	0	0.0%
	22/23		25	16	17	24	22	21	17							142	1	0.7%
	23/24		19	25	16	17	24	22	21							144	2	1.4%
	24/25		20	19	25	16	17	24	22							143	-1	-0.7%
	25/26		21	20	19	25	16	17	24							142	-1	-0.7%
	26/27		20	21	20	19	25	16	17							138	-4	-2.8%

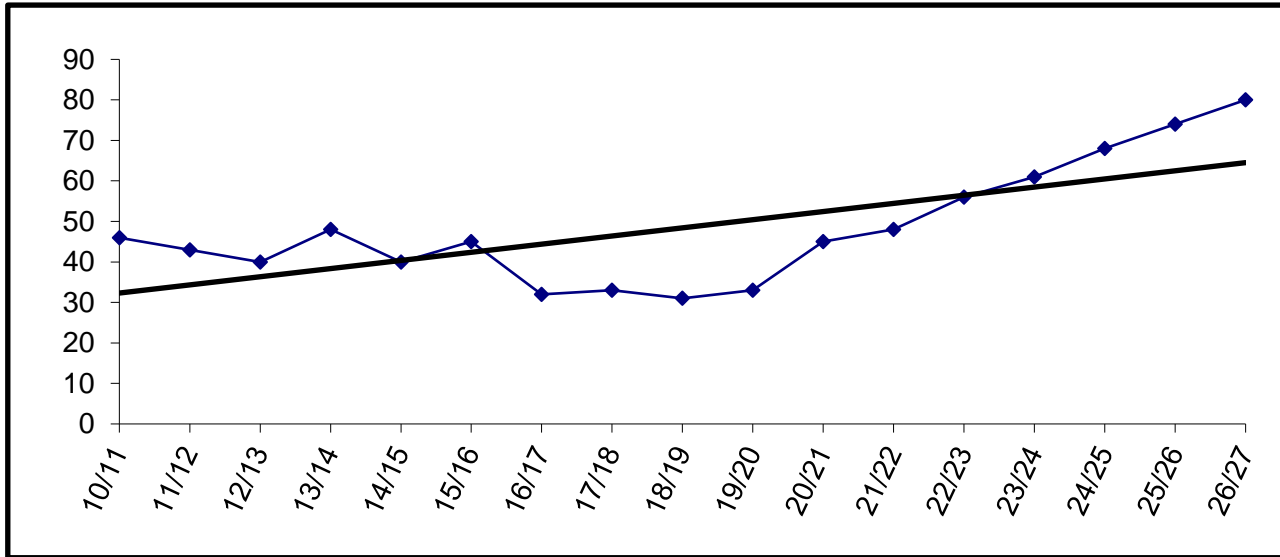
Enrollment projections for FY09 and beyond may be affected by charter school enrollment changes.



Building Capacity	270	
# enrolled and % of capacity		
Actual	Projected	
<u>FY22</u>	<u>FY23</u>	<u>FY24</u>
141	142	144
52%	53%	53%

Susan B English

	YEAR	PRE-K	K	1	2	3	4	5	6	7	8	9	10	11	12	TOTAL	# Change	% Change
Actual	10/11		2	2	3	5	2	6	5	8	4	4	2	2	1	46	1	2.2%
	11/12	1	3	2	3	3	5	1	6	3	8	3	4	0	1	43	-3	-6.5%
	12/13		1	2	2	2	3	5	1	6	2	10	2	4	0	40	-3	-7.0%
	13/14		4	1	2	2	2	3	5	1	5	4	11	4	4	48	8	20.0%
	14/15		1	2	1	2	2	2	3	5	2	5	2	10	3	40	-8	-16.7%
	15/16		5	3	3	1	2	3	3	3	3	4	2	4	8	45	5	12.5%
	16/17		1	3	3	6	0	1	2	3	3	3	2	2	3	32	-13	-28.9%
	17/18		3	1	3	5	6	0	1	3	2	3	4	1	1	33	1	3.1%
	18/19		3	4	1	3	4	4	5	1	1	2	1	3	3	31	-2	-6.1%
	19/20	1	5	3	2	2	1	5	4	4	0	2	2	1	2	33	2	6.5%
Projected	20/21		6	6	5	4	2	6	7	2	1	1	3	1	1	45	12	36.4%
	21/22		7	5	7	4	3	2	6	6	2	2	1	2	1	48	3	6.7%
	22/23		9	7	5	7	4	3	2	6	6	2	2	1	2	56	8	16.7%
	23/24		7	9	7	5	7	4	3	2	6	6	2	2	1	61	5	8.9%
	24/25		8	7	9	7	5	7	4	3	2	6	6	2	2	68	7	11.5%
	25/26		8	8	7	9	7	5	7	4	3	2	6	6	2	74	6	8.8%
	26/27		8	8	8	7	9	7	5	7	4	3	2	6	6	80	6	8.1%



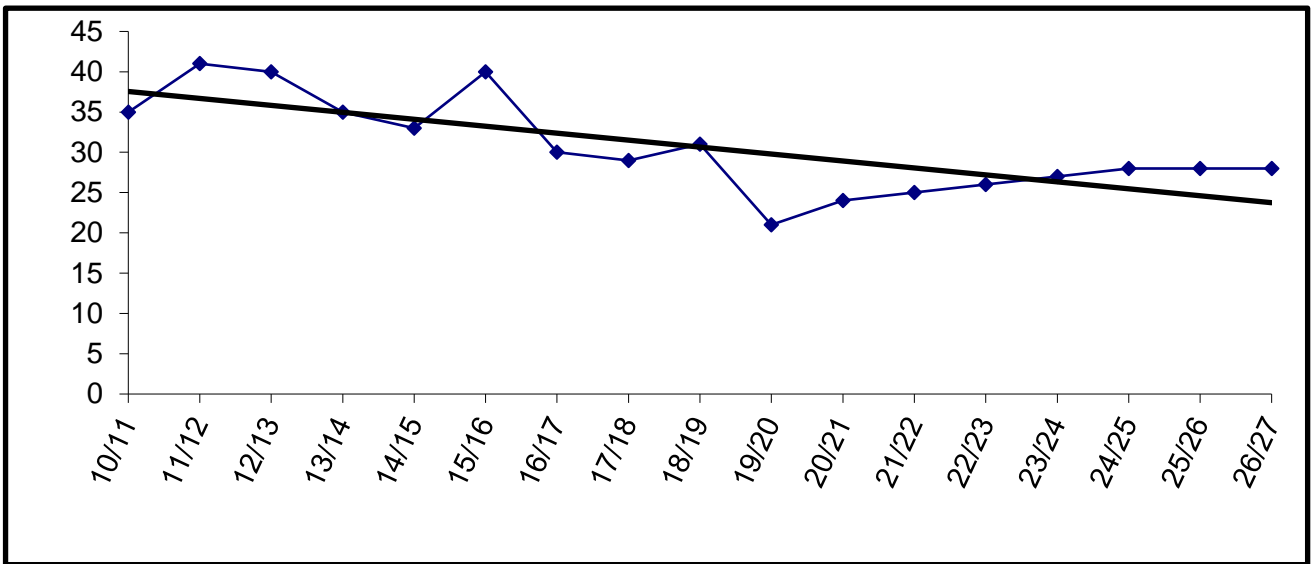
Building Capacity	200	
# enrolled and % of capacity		
Actual	Projected	
<u>FY22</u>	<u>FY23</u>	<u>FY24</u>
48	56	61
24%	28%	31%

Tebughna

YEAR	PRE-K	K	1	2	3	4	5	6	7	8	9	10	11	12	TOTAL	# Change	% Change
10/11		3	3	3	6	4	1	8	2	2	1	1	0	1	35	5	16.7%
11/12	2	0	3	3	4	6	5	1	8	3	3	1	2	0	41	6	17.1%
12/13	1	5	1	3	3	2	6	3	1	9	2	2	2	0	40	-1	-2.4%
13/14		5	4	1	3	2	2	7	2	2	4	1	1	1	35	-5	-12.5%
14/15		3	5	3	1	3	2	3	4	2	2	3	1	1	33	-2	-5.7%
15/16		1	2	5	5	1	4	3	5	5	1	1	4	3	40	7	21.2%
16/17	2	4	1	2	4	4	1	3	3	4	1	0	0	1	30	-10	-25.0%
17/18		5	1	1	1	4	6	2	2	2	2	2	0	1	29	-1	-3.3%
18/19		0	5	1	1	2	3	7	2	3	3	2	2	0	31	2	6.9%
19/20		2	1	4	0	1	1	2	4	2	1	1	1	1	21	-10	-32.3%
20/21		1	2	3	4	0	1	1	3	5	1	2	0	1	24	3	14.3%
21/22		3	0	4	3	4	1	1	3	2	2	1	1	0	25	1	4.2%
22/23		1	3	0	4	3	4	1	1	3	2	2	1	1	26	1	4.0%
23/24		2	1	3	0	4	3	4	1	1	3	2	2	1	27	1	3.8%
24/25		2	2	1	3	0	4	3	4	1	1	3	2	2	28	1	3.7%
25/26		2	2	2	1	3	0	4	3	4	1	1	3	2	28	0	0.0%
26/27		2	2	2	2	1	3	0	4	3	4	1	1	3	28	0	0.0%

Actual

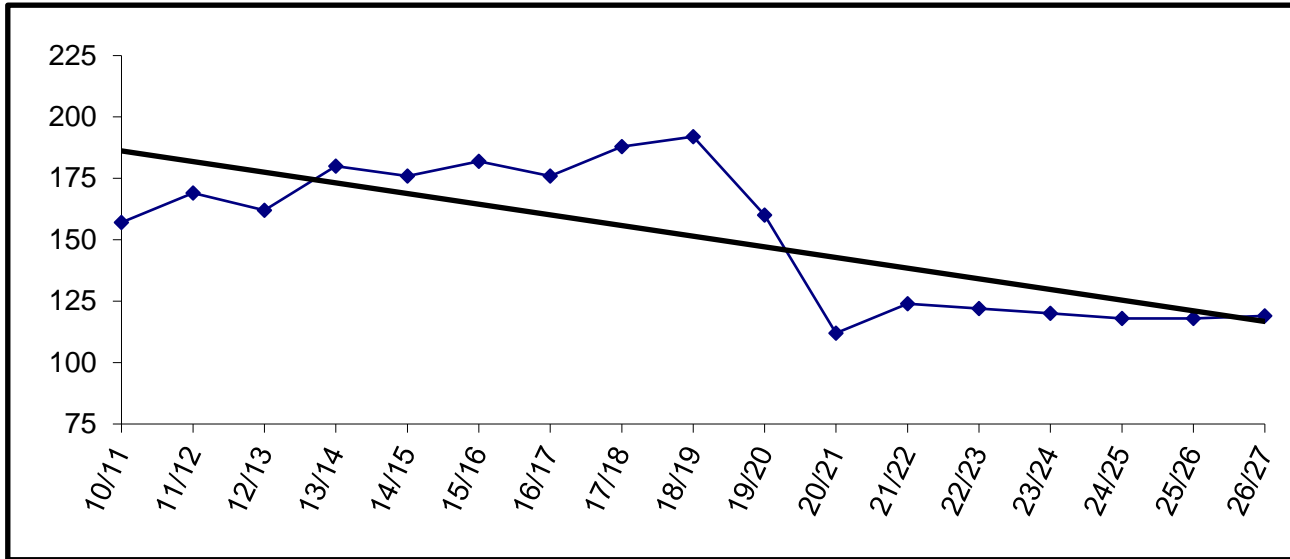
Projected



Building Capacity	125	
# enrolled and % of capacity		
Actual	Projected	
<u>FY22</u>	<u>FY23</u>	<u>FY24</u>
25	26	27
20%	21%	22%

Tustumena

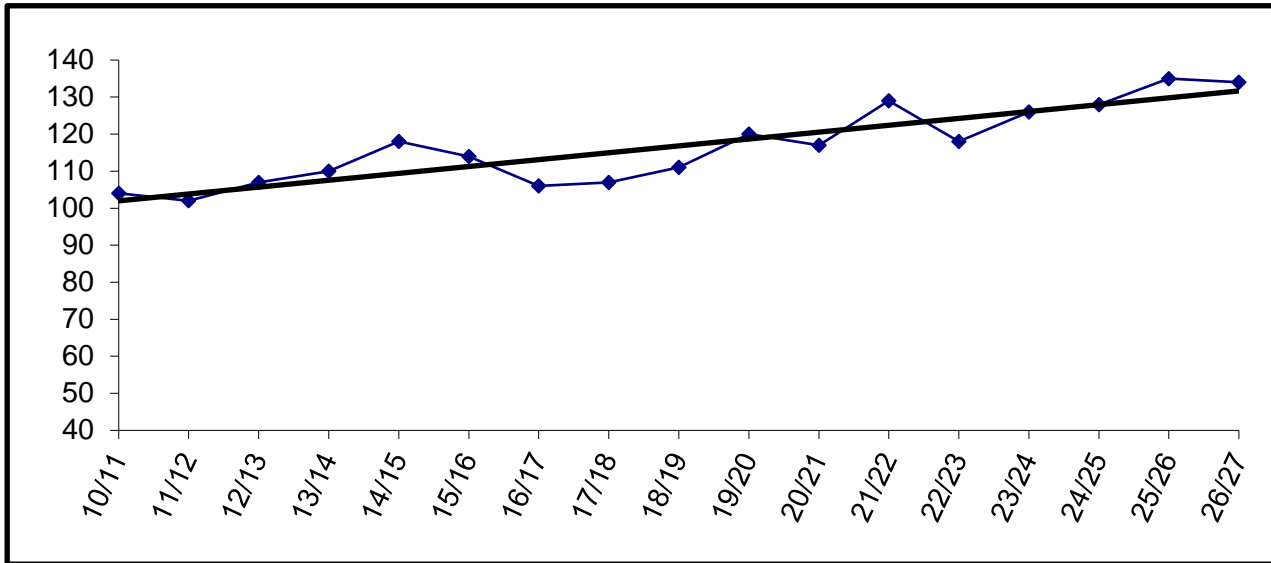
	YEAR	PRE-K	K	1	2	3	4	5	6	7	8	9	10	11	12	TOTAL	# Change	% Change
Actual	10/11	10	20	21	19	20	26	22	19							157	7	4.7%
	11/12	10	23	27	20	20	19	29	21							169	12	7.6%
	12/13	10	25	21	21	23	20	18	24							162	-7	-4.1%
	13/14	12	24	29	24	21	23	25	22							180	18	11.1%
	14/15	10	31	24	23	23	21	18	26							176	-4	-2.2%
	15/16	11	19	36	23	24	27	24	18							182	6	3.4%
	16/17	9	17	24	34	23	29	22	18							176	-6	-3.3%
	17/18	11	23	19	22	33	27	27	26							188	12	6.8%
	18/19	10	23	25	22	25	33	21	33							192	4	2.1%
	19/20	16	13	18	22	16	25	31	19							160	-32	-16.7%
Projected	20/21	10	14	12	12	14	10	13	27							112	-48	-30.0%
	21/22	6	19	19	13	14	18	16	19							124	12	10.7%
	22/23		16	19	19	15	16	19	18							122	-2	-1.6%
	23/24		16	16	19	19	15	16	19							120	-2	-1.6%
	24/25		17	16	16	19	19	15	16							118	-2	-1.7%
	25/26		16	17	16	16	19	19	15							118	0	0.0%
26/27		16	16	17	16	16	19	19							119	1	0.8%	



Building Capacity	400	
# enrolled and % of capacity		
Actual	Projected	
<u>FY22</u>	<u>FY23</u>	<u>FY24</u>
124	122	120
31%	31%	30%

Voznesenka

	YEAR	PRE-K	K	1	2	3	4	5	6	7	8	9	10	11	12	TOTAL	# Change	% Change
Actual	10/11	6	5	5	5	3	8	8	5	12	11	8	11	10	7	104	4	4.0%
	11/12		9	5	5	4	3	8	10	8	12	10	7	12	9	102	-2	-1.9%
	12/13	9	3	8	5	5	4	4	9	13	8	12	10	6	11	107	5	4.9%
	13/14	6	11	3	8	5	7	5	5	11	13	8	11	10	7	110	3	2.8%
	14/15	6	6	13	5	11	4	10	4	7	11	12	8	11	10	118	8	7.3%
	15/16	10	7	6	12	5	12	5	10	5	8	11	11	5	7	114	-4	-3.4%
	16/17	8	9	5	6	10	5	11	4	10	5	7	10	11	5	106	-8	-7.0%
	17/18	10	7	9	5	6	9	5	12	5	10	5	5	9	10	107	1	0.9%
	18/19	10	9	8	8	5	6	10	5	11	6	12	6	6	9	111	4	3.7%
	19/20	10	9	12	8	10	6	6	10	7	12	6	12	7	5	120	9	8.1%
Projected	20/21	10	17	9	10	7	10	4	5	10	5	10	5	9	6	117	-3	-2.5%
	21/22	11	12	16	9	9	7	10	5	6	13	5	10	5	11	129	12	10.3%
	22/23		11	12	16	9	9	7	10	5	6	13	5	10	5	118	-11	-8.5%
	23/24		13	11	12	16	9	9	7	10	5	6	13	5	10	126	8	6.8%
	24/25		12	13	11	12	16	9	9	7	10	5	6	13	5	128	2	1.6%
	25/26		12	12	13	11	12	16	9	9	7	10	5	6	13	135	7	5.5%
	26/27		12	12	12	13	11	12	16	9	9	7	10	5	6	134	-1	-0.7%



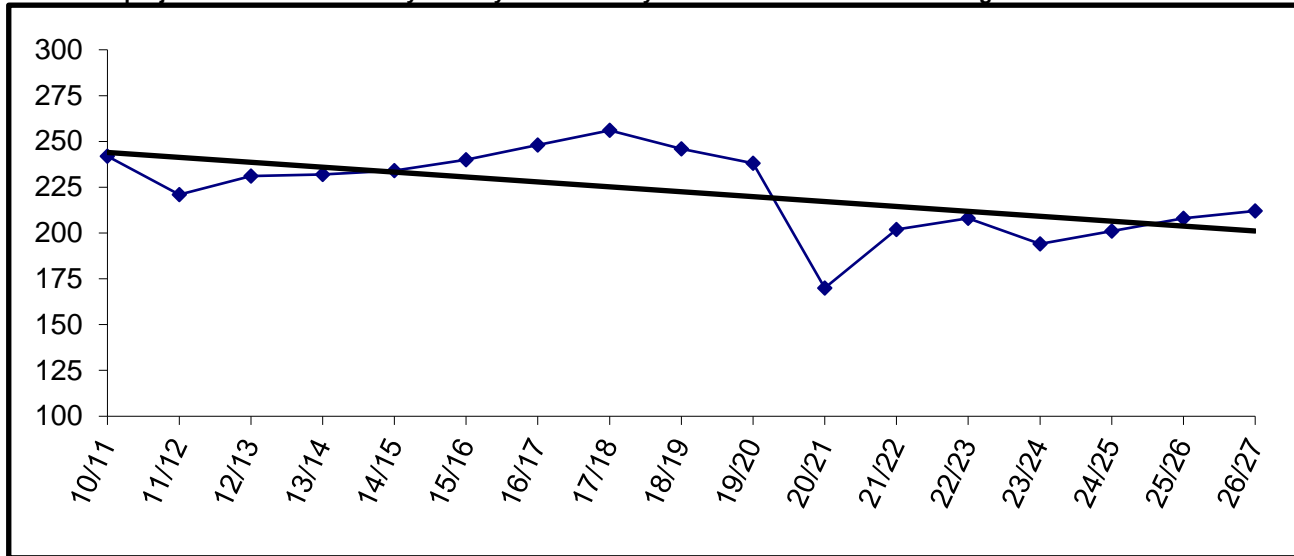
Building Capacity	150	
# enrolled and % of capacity		
Actual	Projected	
<u>FY22</u>	<u>FY23</u>	<u>FY24</u>
129	118	126
86%	79%	84%

West Homer

YEAR	PRE-K	K	1	2	3	4	5	6	7	8	9	10	11	12	TOTAL	# Change	% Change
10/11					68	60	52	62							242	6	2.5%
11/12					51	64	52	54							221	-21	-8.7%
12/13					61	55	63	52							231	10	4.5%
13/14					58	56	55	63							232	1	0.4%
14/15					57	61	60	56							234	2	0.9%
15/16					55	61	61	63							240	6	2.6%
16/17					64	54	65	65							248	8	3.3%
17/18					73	63	55	65							256	8	3.2%
18/19					62	65	62	57							246	-10	-3.9%
19/20					67	49	62	60							238	-8	-3.3%
20/21					40	46	36	48							170	-68	-28.6%
21/22					45	48	66	43							202	32	18.8%
22/23					48	46	48	66							208	6	3.0%
23/24					52	48	46	48							194	-14	-6.7%
24/25					55	52	48	46							201	7	3.6%
25/26					53	55	52	48							208	7	3.5%
26/27					52	53	55	52							212	4	1.9%

Actual
Projected

Enrollment projections for FY09 and beyond may be affected by charter school enrollment changes.



Building Capacity	450	
# enrolled and % of capacity		
Actual	Projected	
<u>FY22*</u>	<u>FY23*</u>	<u>FY24*</u>
264	267	259
59%	59%	58%

* Number Enrolled includes students at West Homer and Fireweed Academy. Fireweed Academy K-2 is housed at separate location.

Projected Enrollments

FY23 Enrollment Projection

	Pre-K	K	1	2	3	4	5	6	7	8	9	10	11	12	FY23 Projection	FY22 10-22-21	Difference
Aurora Borealis Charter	0	24	24	24	24	24	17	13	13	12	0	0	0	0	175	184	(9)
Chapman	0	18	20	19	16	19	21	20	19	12	0	0	0	0	164	164	0
Connections	0	60	64	77	70	71	88	99	97	93	89	100	102	95	1105	1212	(107)
Cooper Landing	0	1	1	2	3	1	3	0	2	0	1	0	1	0	15	13	2
Fireweed Academy Charter	0	14	10	18	15	16	10	13	0	0	0	0	0	0	96	99	(3)
Homer Flex	0	0	0	0	0	0	0	0	0	0	5	5	10	10	30	28	2
Homer High	0	0	0	0	0	0	0	0	0	0	102	91	105	85	383	359	24
Homer Middle	0	0	0	0	0	0	0	0	77	87	0	0	0	0	164	180	(16)
Hope	0	1	1	2	3	1	4	1	2	2	1	1	3	1	23	19	4
Kachemak Selo	0	3	3	4	3	2	4	3	1	0	3	0	2	4	32	31	1
Kaleidoscope Charter	0	40	44	44	44	44	44	0	0	0	0	0	0	0	260	227	33
K-Beach	0	51	53	56	51	56	53	54	0	0	0	0	0	0	374	374	0
Kenai Alternative	0	0	0	0	0	0	0	0	0	0	7	8	10	40	65	48	17
Kenai Central High	0	0	0	0	0	0	0	0	0	0	142	128	110	94	474	438	36
Kenai Middle	0	0	0	0	0	0	0	115	122	141	0	0	0	0	378	408	(30)
Marathon	0	0	0	0	0	0	0	0	0	2	2	2	2	2	10	7	3
McNeil Canyon	0	18	21	13	17	21	22	14	0	0	0	0	0	0	126	122	4
Moose Pass	0	2	2	4	2	4	3	0	0	0	0	0	0	0	17	15	2
Mountain View	0	68	68	60	58	62	62	0	0	0	0	0	0	0	378	381	(3)
Nanwalek	0	9	9	5	6	9	8	3	4	5	5	4	9	8	84	81	3
Nikiski Middle/Senior	0	0	0	0	0	0	0	46	57	55	39	50	56	37	340	321	19
Nikiski North Star	0	43	41	42	41	37	34		0	0	0	0	0	0	238	248	(10)
Nikolaevsk	0	2	2	0	2	1	1	1	2	1	1	1	0	2	16	15	1
Ninilchik	0	4	11	11	7	8	10	6	9	7	3	5	4	7	92	103	(11)
Paul Banks	0	53	55	52	0	0	0	0	0	0	0	0	0	0	160	155	5
Port Graham	0	1	1	3	1	3	1	3	2	2	2	3	1	1	24	27	(3)
Razdolna	0	6	6	7	5	6	4	9	6	8	3	14	6	3	83	85	(2)
Redoubt	0	44	54	36	42	52	57	52	0	0	0	0	0	0	337	343	(6)
River City Academy	0	0	0	0	0	0	0	0	15	15	21	13	14	37	115	114	1
Seward Elem	0	35	35	34	42	33	42	0	0	0	0	0	0	0	221	227	(6)
Seward High	0	0	0	0	0	0	0	0	0	0	42	43	31	31	147	132	15
Seward Middle	0	0	0	0	0	0	0	28	50	48	0	0	0	0	126	138	(12)
Skyview Middle	0	0	0	0	0	0	0	0	172	199	0	0	0	0	371	355	16
Soldotna Elem	0	42	39	30	36	34	35	27	0	0	0	0	0	0	243	259	(16)
Soldotna High	0	0	0	0	0	0	0	0	0	0	165	195	211	156	727	654	73
Soldotna Montessori Charter	0	20	24	25	21	25	25	24	0	0	0	0	0	0	164	163	1
Sterling	0	25	16	17	24	22	21	17	0	0	0	0	0	0	142	141	1
Susan B English	0	9	7	5	7	4	3	2	6	6	2	2	1	2	56	48	8
Tebughna	0	1	3	0	4	3	4	1	1	3	2	2	1	1	26	25	1
Tustumena	0	16	19	19	15	16	19	18	0	0	0	0	0	0	122	124	(2)
Voznesenka	0	11	12	16	9	9	7	10	5	6	13	5	10	5	118	129	(11)
West Homer	0	0	0	0	48	46	48	66	0	0	0	0	0	0	208	202	6
	0	621	645	625	616	629	650	645	662	704	650	672	689	621	8,429	8,398	31

FY24 Enrollment Projection

	Pre-K	K	1	2	3	4	5	6	7	8	9	10	11	12	FY24 Projection	FY22 10-22-21	Difference
Aurora Borealis Charter	0	24	24	24	24	24	24	17	13	13	0	0	0	0	187	184	3
Chapman	0	19	18	20	19	16	19	21	20	19	0	0	0	0	171	164	7
Connections	0	61	60	64	77	70	71	88	99	97	93	89	100	102	1071	1212	(141)
Cooper Landing	0	1	1	1	2	3	1	3	0	2	0	1	0	1	16	13	3
Fireweed Academy Charter	0	12	14	10	18	15	16	10	0	0	0	0	0	0	95	99	(4)
Homer Flex	0	0	0	0	0	0	0	0	0	0	5	5	10	10	30	28	2
Homer High	0	0	0	0	0	0	0	0	0	0	99	102	91	105	397	359	38
Homer Middle	0	0	0	0	0	0	0	0	93	77	0	0	0	0	170	180	(10)
Hope	0	2	1	1	2	3	1	4	1	2	2	1	1	3	24	19	5
Kachemak Selo	0	3	3	3	4	3	2	4	3	1	0	3	0	2	31	31	0
Kaleidoscope Charter	0	40	44	44	44	44	44	0	0	0	0	0	0	0	260	227	33
K-Beach	0	48	51	53	56	51	56	53	0	0	0	0	0	0	368	374	(6)
Kenai Alternative	0	0	0	0	0	0	0	0	0	0	1	4	18	42	65	48	17
Kenai Central High	0	0	0	0	0	0	0	0	0	0	141	142	128	110	521	438	83
Kenai Middle	0	0	0	0	0	0	0	105	115	122	0	0	0	0	342	408	(66)
Marathon	0	0	0	0	0	0	0	0	0	2	2	2	2	2	10	7	3
McNeil Canyon	0	17	18	21	13	17	21	22	0	0	0	0	0	0	129	122	7
Moose Pass	0	2	2	2	4	2	4	3	0	0	0	0	0	0	19	15	4
Mountain View	0	59	68	68	60	58	62	0	0	0	0	0	0	0	375	381	(6)
Nanwalek	0	8	9	9	5	6	9	8	3	4	5	5	4	9	84	81	3
Nikiski Middle/Senior	0	0	0	0	0	0	0	34	46	57	55	39	50	56	337	321	16
Nikiski North Star	0	38	43	41	42	41	37		0	0	0	0	0	0	242	248	(6)
Nikolaevsk	0	2	2	2	0	2	1	1	1	2	1	1	1	0	16	15	1
Ninilchik	0	7	4	11	11	7	8	10	6	9	7	3	5	4	92	103	(11)
Paul Banks	0	52	53	55	0	0	0	0	0	0	0	0	0	0	160	155	5
Port Graham	0	2	1	1	3	1	3	1	3	2	2	2	3	1	25	27	(2)
Razdolna	0	6	6	6	7	5	6	4	9	6	8	3	14	6	86	85	1
Redoubt	0	42	44	54	36	42	52	57	0	0	0	0	0	0	327	343	(16)
River City Academy	0	0	0	0	0	0	0	0	14	15	15	21	13	14	92	114	-22
Seward Elem	0	34	35	35	34	42	33	0	0	0	0	0	0	0	213	227	(14)
Seward High	0	0	0	0	0	0	0	0	0	0	48	42	43	31	164	132	32
Seward Middle	0	0	0	0	0	0	0	42	28	50	0	0	0	0	120	138	(18)
Skyview Middle	0	0	0	0	0	0	0	0	192	172	0	0	0	0	364	355	9
Soldotna Elem	0	36	42	39	30	36	34	35	0	0	0	0	0	0	252	259	(7)
Soldotna High	0	0	0	0	0	0	0	0	0	0	172	165	195	211	743	654	89
Soldotna Montessori Charter	0	20	24	25	21	25	25	24	0	0	0	0	0	0	164	163	1
Sterling	0	19	25	16	17	24	22	21	0	0	0	0	0	0	144	141	3
Susan B English	0	7	9	7	5	7	4	3	2	6	6	2	2	1	61	48	13
Tebughna	0	2	1	3	0	4	3	4	1	1	3	2	2	1	27	25	2
Tustumena	0	16	16	19	19	15	16	19	0	0	0	0	0	0	120	124	(4)
Voznesenka	0	13	11	12	16	9	9	7	10	5	6	13	5	10	126	129	(3)
West Homer	0	0	0	0	52	48	46	48	0	0	0	0	0	0	194	202	(8)
	0	592	629	646	621	620	629	648	659	664	671	647	687	721	8,434	8,398	36

FY25 Enrollment Projection

	Pre-K	K	1	2	3	4	5	6	7	8	9	10	11	12	FY25 Projection	FY22 10-22-21	Difference
Aurora Borealis Charter	0	24	24	24	24	24	24	24	17	13	0	0	0	0	198	184	14
Chapman	0	19	19	18	20	19	16	19	21	20	0	0	0	0	171	164	7
Connections	0	62	61	60	64	77	70	71	88	99	97	93	89	100	1031	1212	(181)
Cooper Landing	0	1	1	1	1	2	3	1	3	0	2	0	1	0	16	13	3
Fireweed Academy Charter	0	12	12	14	10	18	15	16	0	0	0	0	0	0	97	99	(2)
Homer Flex	0	0	0	0	0	0	0	0	0	0	5	5	10	10	30	28	2
Homer High	0	0	0	0	0	0	0	0	0	0	96	99	102	91	388	359	29
Homer Middle	0	0	0	0	0	0	0	0	80	93	0	0	0	0	173	180	(7)
Hope	0	1	2	1	1	2	3	1	4	1	2	2	1	1	22	19	3
Kachemak Selo	0	3	3	3	3	4	3	2	4	3	1	0	3	0	32	31	1
Kaleidoscope Charter	0	40	44	44	44	44	44	0	0	0	0	0	0	0	260	227	33
K-Beach	0	51	48	51	53	56	51	56	0	0	0	0	0	0	366	374	(8)
Kenai Alternative	0	0	0	0	0	0	0	0	0	0	1	4	18	42	65	48	17
Kenai Central High	0	0	0	0	0	0	0	0	0	0	122	141	142	128	533	438	95
Kenai Middle	0	0	0	0	0	0	0	106	105	115	0	0	0	0	326	408	(82)
Marathon	0	0	0	0	0	0	0	0	0	2	2	2	2	2	10	7	3
McNeil Canyon	0	19	17	18	21	13	17	21	0	0	0	0	0	0	126	122	4
Moose Pass	0	2	2	2	2	4	2	4	3	0	0	0	0	0	21	15	6
Mountain View	0	65	59	68	68	60	58	0	0	0	0	0	0	0	378	381	(3)
Nanwalek	0	9	8	9	9	5	6	9	8	3	4	5	5	4	84	81	3
Nikiski Middle/Senior	0	0	0	0	0	0	0	37	34	46	57	55	39	50	318	321	(3)
Nikiski North Star	0	41	38	43	41	42	41	0	0	0	0	0	0	0	246	248	(2)
Nikolaevsk	0	2	2	2	2	0	2	1	1	1	2	1	1	1	18	15	3
Ninilchik	0	7	7	4	11	11	7	8	10	6	9	7	3	5	95	103	(8)
Paul Banks	0	53	52	53	0	0	0	0	0	0	0	0	0	0	158	155	3
Port Graham	0	1	2	1	1	3	1	3	1	3	2	2	2	3	25	27	(2)
Razdolna	0	6	6	6	6	7	5	6	4	9	6	8	3	14	86	85	1
Redoubt	0	47	42	44	54	36	42	52	0	0	0	0	0	0	317	343	(26)
River City Academy	0	0	0	0	0	0	0	0	14	14	15	15	21	13	92	114	(22)
Seward Elem	0	34	34	35	35	34	42	0	0	0	0	0	0	0	214	227	(13)
Seward High	0	0	0	0	0	0	0	0	0	0	50	48	42	43	183	132	51
Seward Middle	0	0	0	0	0	0	0	33	42	28	0	0	0	0	103	138	(35)
Skyview Middle	0	0	0	0	0	0	0	0	209	192	0	0	0	0	401	355	46
Soldotna Elem	0	39	36	42	39	30	36	34	0	0	0	0	0	0	256	259	(3)
Soldotna High	0	0	0	0	0	0	0	0	0	0	192	172	165	195	724	654	70
Soldotna Montessori Charter	0	20	24	25	21	25	25	24	0	0	0	0	0	0	164	163	1
Sterling	0	20	19	25	16	17	24	22	0	0	0	0	0	0	143	141	2
Susan B English	0	8	7	9	7	5	7	4	3	2	6	6	2	2	68	48	20
Tebughna	0	2	2	1	3	0	4	3	4	1	1	3	2	2	28	25	3
Tustumena	0	17	16	16	19	19	15	16	0	0	0	0	0	0	118	124	(6)
Voznesenka	0	12	13	11	12	16	9	9	7	10	5	6	13	5	128	129	(1)
West Homer	0	0	0	0	55	52	48	46	0	0	0	0	0	0	201	202	(1)
	0	617	600	630	642	625	620	628	662	661	677	674	666	711	8,413	8,398	15

FY26 Enrollment Projection

	Pre-K	K	1	2	3	4	5	6	7	8	9	10	11	12	FY26 Projection	FY22 10-22-21	Difference
Aurora Borealis Charter	0	24	24	24	24	24	24	24	24	17	0	0	0	0	209	184	25
Chapman	0	19	19	19	18	20	19	16	19	21	0	0	0	0	170	164	6
Connections	0	63	62	61	60	64	77	70	71	88	99	97	93	89	994	1212	(218)
Cooper Landing	0	1	1	1	1	1	2	3	1	3	0	2	0	1	17	13	4
Fireweed Academy Charter	0	13	12	12	14	10	18	15	0	0	0	0	0	0	94	99	(5)
Homer Flex	0	0	0	0	0	0	0	0	0	0	5	5	10	10	30	28	2
Homer High	0	0	0	0	0	0	0	0	0	0	113	96	99	102	410	359	51
Homer Middle	0	0	0	0	0	0	0	0	83	80	0	0	0	0	163	180	(17)
Hope	0	1	1	1	1	1	2	3	1	4	1	2	2	1	21	19	2
Kachemak Selo	0	3	3	3	3	3	4	3	2	4	3	1	0	3	35	31	4
Kaleidoscope Charter	0	40	44	44	44	44	44	0	0	0	0	0	0	0	260	227	33
K-Beach	0	50	51	48	51	53	56	51	0	0	0	0	0	0	360	374	(14)
Kenai Alternative	0	0	0	0	0	0	0	0	0	0	1	4	18	42	65	48	17
Kenai Central High	0	0	0	0	0	0	0	0	0	0	115	122	141	142	520	438	82
Kenai Middle	0	0	0	0	0	0	0	106	106	105	0	0	0	0	317	408	(91)
Marathon	0	0	0	0	0	0	0	0	0	2	2	2	2	2	10	7	3
McNeil Canyon	0	18	19	17	18	21	13	17	0	0	0	0	0	0	123	122	1
Moose Pass	0	2	2	2	2	2	4	2	4	3	0	0	0	0	23	15	8
Mountain View	0	64	65	59	68	68	60	0	0	0	0	0	0	0	384	381	3
Nanwalek	0	9	9	8	9	9	5	6	9	8	3	4	5	5	89	81	8
Nikiski Middle/Senior	0	0	0	0	0	0	0	41	37	34	46	57	55	39	309	321	(12)
Nikiski North Star	0	41	41	38	43	41	42		0	0	0	0	0	0	246	248	(2)
Nikolaevsk	0	2	2	2	2	2	0	2	1	1	1	2	1	1	19	15	4
Ninilchik	0	6	7	7	4	11	11	7	8	10	6	9	7	3	96	103	(7)
Paul Banks	0	53	53	52	0	0	0	0	0	0	0	0	0	0	158	155	3
Port Graham	0	1	1	2	1	1	3	1	3	1	3	2	2	2	23	27	(4)
Razdolna	0	6	6	6	6	6	7	5	6	4	9	6	8	3	78	85	(7)
Redoubt	0	44	47	42	44	54	36	42	0	0	0	0	0	0	309	343	(34)
River City Academy	0	0	0	0	0	0	0	0	14	14	14	15	15	21	93	114	(21)
Seward Elem	0	34	34	34	35	35	34	0	0	0	0	0	0	0	206	227	(21)
Seward High	0	0	0	0	0	0	0	0	0	0	28	50	48	42	168	132	36
Seward Middle	0	0	0	0	0	0	0	42	33	42	0	0	0	0	117	138	(21)
Skyview Middle	0	0	0	0	0	0	0	0	204	209	0	0	0	0	413	355	58
Soldotna Elem	0	39	39	36	42	39	30	36	0	0	0	0	0	0	261	259	2
Soldotna High	0	0	0	0	0	0	0	0	0	0	209	192	172	165	738	654	84
Soldotna Montessori Charter	0	20	24	25	21	25	25	24	0	0	0	0	0	0	164	163	1
Sterling	0	21	20	19	25	16	17	24	0	0	0	0	0	0	142	141	1
Susan B English	0	8	8	7	9	7	5	7	4	3	2	6	6	2	74	48	26
Tebughna	0	2	2	2	1	3	0	4	3	4	1	1	3	2	28	25	3
Tustumena	0	16	17	16	16	19	19	15	0	0	0	0	0	0	118	124	(6)
Voznesenka	0	12	12	13	11	12	16	9	9	7	10	5	6	13	135	129	6
West Homer	0	0	0	0	53	55	52	48	0	0	0	0	0	0	208	202	6
	0	612	625	600	626	646	625	623	642	664	671	680	693	690	8,397	8,398	(1)

FY27 Enrollment Projection

	Pre-K	K	1	2	3	4	5	6	7	8	9	10	11	12	FY27 Projection	FY22 10-22-21	Difference
Aurora Borealis Charter	0	24	24	24	24	24	24	24	24	24	0	0	0	0	216	184	32
Chapman	0	19	19	19	19	18	20	19	16	19	0	0	0	0	168	164	4
Connections	0	64	63	62	61	60	64	77	70	71	88	99	97	93	969	1212	(243)
Cooper Landing	0	1	1	1	1	1	1	2	3	1	3	0	2	0	17	13	4
Fireweed Academy Charter	0	12	13	12	12	14	10	18	0	0	0	0	0	0	91	99	(8)
Homer Flex	0	0	0	0	0	0	0	0	0	0	5	5	10	10	30	28	2
Homer High	0	0	0	0	0	0	0	0	0	0	101	113	96	99	409	359	50
Homer Middle	0	0	0	0	0	0	0	0	80	83	0	0	0	0	163	180	(17)
Hope	0	1	1	1	1	1	1	2	3	1	4	1	2	2	21	19	2
Kachemak Selo	0	3	3	3	3	3	3	4	3	2	4	3	1	0	35	31	4
Kaleidoscope Charter	0	40	44	44	44	44	44	0	0	0	0	0	0	0	260	227	33
K-Beach	0	50	50	51	48	51	53	56	0	0	0	0	0	0	359	374	(15)
Kenai Alternative	0	0	0	0	0	0	0	0	0	0	1	4	18	42	65	48	17
Kenai Central High	0	0	0	0	0	0	0	0	0	0	105	115	122	141	483	438	45
Kenai Middle	0	0	0	0	0	0	0	102	106	106	0	0	0	0	314	408	(94)
Marathon	0	0	0	0	0	0	0	0	0	2	2	2	2	2	10	7	3
McNeil Canyon	0	18	18	19	17	18	21	13	0	0	0	0	0	0	124	122	2
Moose Pass	0	2	2	2	2	2	2	4	2	4	0	0	0	0	22	15	7
Mountain View	0	63	64	65	59	68	68	0	0	0	0	0	0	0	387	381	6
Nanwalek	0	9	9	9	8	9	9	5	6	9	8	3	4	5	93	81	12
Nikiski Middle/Senior	0	0	0	0	0	0	0	42	41	37	34	46	57	55	312	321	(9)
Nikiski North Star	0	40	41	41	38	43	41	0	0	0	0	0	0	0	244	248	(4)
Nikolaevsk	0	2	2	2	2	2	2	0	2	1	1	1	2	1	20	15	5
Ninilchik	0	7	6	7	7	4	11	11	7	8	10	6	9	7	100	103	(3)
Paul Banks	0	53	53	53	0	0	0	0	0	0	0	0	0	0	159	155	4
Port Graham	0	1	1	1	2	1	1	3	1	3	1	3	2	2	22	27	(5)
Razdolna	0	6	6	6	6	6	6	7	5	6	4	9	6	8	81	85	(4)
Redoubt	0	44	44	47	42	44	54	36	0	0	0	0	0	0	311	343	(32)
River City Academy	0	0	0	0	0	0	0	0	14	14	14	14	15	15	86	114	(28)
Seward Elem	0	34	34	34	34	35	35	0	0	0	0	0	0	0	206	227	(21)
Seward High	0	0	0	0	0	0	0	0	0	0	42	28	50	48	168	132	36
Seward Middle	0	0	0	0	0	0	0	34	42	33	0	0	0	0	109	138	(29)
Skyview Middle	0	0	0	0	0	0	0	0	192	204	0	0	0	0	396	355	41
Soldotna Elem	0	38	39	39	36	42	39	30	0	0	0	0	0	0	263	259	4
Soldotna High	0	0	0	0	0	0	0	0	0	0	204	209	192	172	777	654	123
Soldotna Montessori Charter	0	20	24	25	21	25	25	24	0	0	0	0	0	0	164	163	1
Sterling	0	20	21	20	19	25	16	17	0	0	0	0	0	0	138	141	(3)
Susan B English	0	8	8	8	7	9	7	5	7	4	3	2	6	6	80	48	32
Tebughna	0	2	2	2	2	1	3	0	4	3	4	1	1	3	28	25	3
Tustumena	0	16	16	17	16	16	19	19	0	0	0	0	0	0	119	124	(5)
Voznesenka	0	12	12	12	13	11	12	16	9	9	7	10	5	6	134	129	5
West Homer	0	0	0	0	52	53	55	52	0	0	0	0	0	0	212	202	10
	0	609	620	626	596	630	646	622	637	644	645	674	699	717	8,365	8,398	(33)

Page is intentionally left blank.

O A S I S

On-line Alaska School Information System

The State Board of Education & Early Development adopted a regulation in 2001 that required the Department of Education & Early Development to assign no later than August 31, 2002, an individual student identification number for each student in the state. To accomplish this, the department has implemented a high security, password protected, web-based system that assigns these numbers. School districts will use this number when they report electronic student information to the department including test scores.

The number will be unique to each student and will not be a Social Security number. The number will enable the department to better analyze student information and make informed policy decisions. Additionally, the number will allow for more accurate reports of school and student performance to the governor, legislature and public.

The student identification number is for department use only and becomes part of a student's school record. The number does not change if a student moves from one Alaska district to another. Beyond its use by the department for data analysis purposes, the student identification number has no other purpose or significance.

What is OASIS?

On-line Alaska School Information System is operated by the Office of Assessments and Student Information in the Division of Teaching and Learning Support. The responsibilities of this office include the collection, analysis and publication of student and education information.

- This information was gathered from the State of Alaska, Department of Education & Early Development website

All school districts in Alaska participate in the so-called "Twenty Day Count" beginning approximately October 1 every year and ending on the fourth Friday of October. Each student is counted at the school where he or she is enrolled and the numbers are forwarded to the state for verification. Through the use of the unique student identification numbers, districts are able to determine which students are "theirs" and which students have transferred to other districts or out of state. Once the counts are verified for actual students, the amount of time they are enrolled in school (full-time, part-time) is calculated by grade at each school in each district. Since the calculations include part-time students, they rarely add up to whole numbers and comparison of OASIS numbers with enrollment projections is problematic. For that reason, the OASIS calculations are reported separately with a comparison to current enrollment figures.

FY04 is the first year that OASIS numbers are available broken down by grade at each school. Previously, they were only available as a school total.

FY21 OASIS to FY21 Enrollment

	Pre K	K	1	2	3	4	5	6	7	8	9	10	11	12	Total OASIS	FY21 on 10/23/20	Difference
Aurora Borealis	0.00	24.00	24.00	24.00	23.00	18.45	20.00	16.00	14.00	10.00	0.00	0.00	0.00	0.00	173.45	173.00	0.45
Chapman	0.00	17.35	12.50	14.00	15.55	9.10	12.00	12.25	9.40	17.00	0.00	0.00	0.00	0.00	119.15	129.00	(9.85)
Connections	0.00	115.45	124.25	96.25	147.30	142.30	150.88	145.45	128.40	159.61	131.96	148.81	117.18	135.66	1743.50	1803.00	(59.50)
Cooper Landing	0.00	2.00	2.00	1.00	2.00	0.00	2.00	0.00	0.00	0.00	1.00	0.00	0.00	1.00	11.00	11.00	0.00
Fireweed Academy	0.00	12.50	11.75	15.65	8.00	14.40	12.08	12.00	0.00	0.00	0.00	0.00	0.00	0.00	86.38	86.00	0.38
Homer Flex	0.00	0.00	0.00	0.00	0.00	0.00	0.00	0.00	0.00	0.00	5.75	3.00	9.55	7.55	25.85	29.00	(3.15)
Homer High	0.00	0.00	0.00	0.00	0.00	0.00	0.00	0.00	0.00	0.00	94.00	90.21	79.33	89.27	352.81	345.00	7.81
Homer Middle	0.00	0.00	0.00	0.00	0.00	0.00	0.00	0.00	70.74	66.70	0.00	0.00	0.00	0.00	137.44	138.00	(0.56)
Hope	0.00	2.15	3.00	0.00	6.25	2.00	1.00	3.00	1.00	2.00	3.00	2.00	1.00	0.00	26.40	27.00	(0.60)
Kachemak Selo	0.00	4.00	3.00	2.00	4.00	3.00	1.00	0.00	3.00	0.00	2.00	3.00	1.40	3.80	30.20	32.00	(1.80)
Kaleidoscope Charter	0.00	43.15	38.20	29.15	41.15	35.00	28.20	0.00	0.00	0.00	0.00	0.00	0.00	0.00	214.85	220.00	(5.15)
K-Beach	0.00	42.35	37.95	44.60	39.25	30.55	47.25	40.75	0.00	0.00	0.00	0.00	0.00	0.00	282.70	281.00	1.70
Kenai Alternative	2.75	0.00	0.00	0.00	0.00	0.00	0.00	0.00	0.00	0.00	0.00	0.20	5.00	24.00	31.95	40.00	(8.05)
Kenai Central High	0.00	0.00	0.00	0.00	0.00	0.00	0.00	0.00	0.00	0.00	93.74	93.45	99.45	80.85	367.49	360.00	7.49
Kenai Middle	0.00	0.00	0.00	0.00	0.00	0.00	0.00	121.90	108.55	110.29	0.00	0.00	0.00	0.00	340.74	342.00	(1.26)
Marathon	0.00	0.00	0.00	0.00	0.00	0.00	0.00	0.00	0.00	0.00	0.00	1.00	0.90	8.10	10.00	4.00	6.00
McNeil Canyon	0.00	10.00	12.00	14.00	15.00	10.00	18.00	17.00	0.00	0.00	0.00	0.00	0.00	0.00	96.00	96.00	0.00
Moose Pass	0.00	3.00	2.00	5.00	3.00	1.00	2.00	1.00	1.00	0.00	0.00	0.00	0.00	0.00	18.00	18.00	0.00
Mountain View	1.88	42.20	39.95	44.00	46.55	47.55	60.00	0.00	0.00	0.00	0.00	0.00	0.00	0.00	282.13	299.00	(16.88)
Nanwalek	0.50	5.60	4.00	8.00	8.00	7.00	4.00	5.00	4.00	4.75	6.30	7.15	5.10	3.00	72.40	70.00	2.40
Nikiski Middle/Senior	0.00	0.00	0.00	0.00	0.00	0.00	0.00	39.70	29.30	35.70	54.70	28.30	35.60	35.80	259.10	255.00	4.10
Nikiski North Star	0.75	31.00	30.00	24.00	21.65	36.25	36.80	0.00	0.00	0.00	0.00	0.00	0.00	0.00	180.45	199.00	(18.55)
Nikolaevsk	0.00	0.00	1.00	1.00	1.00	1.00	2.00	1.00	2.00	0.00	2.00	2.00	4.00	4.00	21.00	21.00	0.00
Ninilchik	0.25	5.00	3.00	4.00	4.45	4.00	10.00	8.80	4.00	5.75	6.00	9.00	9.00	8.65	81.90	93.00	(11.10)
Paul Banks	3.20	50.80	36.55	49.00	0.00	0.00	0.00	0.00	0.00	0.00	0.00	0.00	0.00	0.00	139.55	160.00	(20.45)
Port Graham	0.00	4.00	1.00	4.00	1.00	3.00	3.00	1.60	3.00	2.00	1.00	3.00	2.00	2.00	30.60	30.00	0.60
Razdolna	0.00	7.00	5.00	6.00	4.00	9.00	5.00	8.00	3.00	13.00	4.15	6.70	10.00	3.00	83.85	84.00	(0.15)
Redoubt	0.25	27.60	32.00	31.50	35.00	37.40	24.00	41.00	0.00	0.00	0.00	0.00	0.00	0.00	228.75	246.00	(17.25)
River City Academy	0.00	0.00	0.00	0.00	0.00	0.00	0.00	0.00	16.85	12.50	17.00	23.50	18.00	15.00	102.85	103.00	(0.15)
Seward Elem	1.75	34.40	31.60	32.00	32.00	27.25	40.00	0.00	0.00	0.00	0.00	0.00	0.00	0.00	199.00	211.00	(12.00)
Seward High	0.00	0.00	0.00	0.00	0.00	0.00	0.00	0.00	0.00	0.00	36.70	27.05	33.00	46.00	142.75	140.00	2.75
Seward Middle	0.00	0.00	0.00	0.00	0.00	0.00	0.00	37.00	34.55	39.30	0.00	0.00	0.00	0.00	110.85	109.00	1.85
Skyview Middle	0.00	0.00	0.00	0.00	0.00	0.00	0.00	0.00	142.01	151.60	0.00	0.00	0.00	0.00	293.61	295.00	(1.39)
Soldotna Elem	5.71	25.85	26.50	21.30	22.00	20.10	31.35	29.45	0.00	0.00	0.00	0.00	0.00	0.00	182.26	209.00	(26.74)
Soldotna High	0.00	0.00	0.00	0.00	0.00	0.00	0.00	0.00	0.00	0.00	182.55	133.33	130.03	101.09	546.99	567.00	(20.01)
Soldotna Montessori Charter	0.00	20.00	22.00	23.00	26.00	23.00	22.00	20.00	0.00	0.00	0.00	0.00	0.00	0.00	156.00	156.00	0.00
Sterling	0.91	16.00	19.95	24.00	18.31	17.60	16.00	15.50	0.00	0.00	0.00	0.00	0.00	0.00	128.28	141.00	(12.73)
Susan B English	0.00	6.00	6.20	5.00	3.80	2.00	6.00	7.00	2.00	1.00	1.00	3.00	1.00	1.00	45.00	45.00	0.00
Tebughna	0.00	1.00	2.00	2.15	4.00	0.00	1.00	1.00	3.00	5.00	1.00	2.00	0.00	1.00	23.15	24.00	(0.85)
Tustumena	0.00	13.50	12.00	12.00	14.00	10.00	13.00	27.85	0.00	0.00	0.00	0.00	0.00	0.00	102.35	112.00	(9.65)
Voznesenka	0.00	17.00	9.00	10.00	7.00	10.00	4.00	5.00	10.00	5.00	9.20	5.00	8.20	6.00	105.40	117.00	(11.60)
West Homer	0.00	0.00	0.00	0.00	40.45	45.75	35.75	47.85	0.00	0.00	0.00	0.00	0.00	0.00	169.80	170.00	(0.20)
	17.95	582.90	552.40	546.60	593.71	566.70	608.30	665.10	589.80	641.20	653.05	591.70	569.73	576.77	7,755.91	7,990.00	(234.10)

FY20 OASIS to FY20 Enrollment

	Pre K	K	1	2	3	4	5	6	7	8	9	10	11	12	Total OASIS	FY20 on 10/18/19	Difference
Aurora Borealis	0.00	24.00	24.00	24.00	22.00	19.00	24.00	15.00	17.00	14.00	0.00	0.00	0.00	0.00	183.00	183.00	0.00
Chapman	0.75	16.00	13.50	18.50	13.00	13.75	11.00	16.00	15.00	11.55	0.00	0.00	0.00	0.00	129.05	136.00	(6.95)
Connections	0.00	52.60	34.05	50.45	45.54	61.45	64.40	47.85	76.13	62.40	59.23	71.23	88.83	104.35	818.49	869.00	(50.51)
Cooper Landing	0.00	1.00	1.00	2.00	2.00	2.00	0.00	2.00	0.00	2.00	0.00	0.00	1.00	0.00	13.00	13.00	0.00
Fireweed Academy	0.00	21.00	15.00	15.00	19.65	18.20	13.20	25.00	0.00	0.00	0.00	0.00	0.00	0.00	127.05	127.00	0.05
Homer Flex	0.00	0.00	0.00	0.00	0.00	0.00	0.00	0.00	0.00	0.00	3.50	7.10	5.00	12.20	27.80	28.00	(0.20)
Homer High	0.00	0.00	0.00	0.00	0.00	0.00	0.00	0.00	0.00	0.00	101.20	92.35	99.75	85.00	378.30	372.00	6.30
Homer Middle	0.00	0.00	0.00	0.00	0.00	0.00	0.00	0.00	78.34	99.11	0.00	0.00	0.00	0.00	177.45	175.00	2.45
Hope	0.00	2.00	0.00	2.00	2.00	0.00	1.00	1.00	2.00	2.00	3.00	1.00	0.00	0.00	16.00	16.00	0.00
Kachemak Selo	0.00	3.00	2.00	4.00	3.00	2.00	0.00	5.00	1.00	3.00	4.40	4.00	4.05	2.00	37.45	38.00	(0.55)
Kaleidoscope Charter	0.00	40.00	42.15	45.00	42.00	43.00	48.00	0.00	0.00	0.00	0.00	0.00	0.00	0.00	260.15	260.00	0.15
K-Beach	0.25	56.95	71.95	62.70	56.00	77.25	61.50	55.65	0.00	0.00	0.00	0.00	0.00	0.00	442.25	444.00	(1.75)
Kenai Alternative	4.50	0.00	0.00	0.00	0.00	0.00	0.00	0.00	0.00	0.00	0.80	4.80	10.15	35.90	56.15	67.00	(10.85)
Kenai Central High	0.00	0.00	0.00	0.00	0.00	0.00	0.00	0.00	0.00	0.00	122.28	122.05	113.90	84.53	442.75	434.00	8.75
Kenai Middle	0.00	0.00	0.00	0.00	0.00	0.00	0.00	130.75	133.05	109.65	0.00	0.00	0.00	0.00	373.45	373.00	0.45
Marathon	0.00	0.00	0.00	0.00	0.00	0.00	0.00	0.00	0.00	0.00	1.00	1.45	4.70	2.85	10.00	11.00	(1.00)
McNeil Canyon	0.00	17.25	16.15	20.00	12.61	20.00	18.00	17.00	0.00	0.00	0.00	0.00	0.00	0.00	121.01	122.00	(0.99)
Moose Pass	0.00	2.00	5.00	4.00	1.00	3.00	4.75	1.00	0.00	0.00	0.00	0.00	0.00	0.00	20.75	21.00	(0.25)
Mountain View	3.16	63.80	65.90	67.00	69.15	70.95	82.50	0.00	0.00	0.00	0.00	0.00	0.00	0.00	422.46	439.00	(16.54)
Nanwalek	0.00	3.00	8.00	8.00	7.00	4.00	6.00	4.00	4.00	8.85	8.00	5.00	4.43	8.00	78.28	78.00	0.27
Nikiski Middle/Senior	0.00	0.00	0.00	0.00	0.00	0.00	0.00	51.35	50.60	53.75	49.00	40.00	55.00	40.50	340.20	338.00	2.20
Nikiski North Star	0.68	55.95	43.70	50.00	54.80	57.85	56.60	0.00	0.00	0.00	0.00	0.00	0.00	0.00	319.58	342.00	(22.43)
Nikolaevsk	0.00	4.00	2.00	1.00	2.00	3.00	5.00	3.00	1.00	2.00	5.00	6.75	5.00	9.00	48.75	48.00	0.75
Ninilchik	0.25	5.00	10.00	7.25	3.00	14.95	8.00	8.90	7.95	7.00	9.00	10.00	12.00	9.00	112.30	119.00	(6.70)
Paul Banks	4.50	55.85	58.00	60.70	0.00	0.00	0.00	0.00	0.00	0.00	0.00	0.00	0.00	0.00	179.05	206.00	(26.95)
Port Graham	0.00	2.95	4.00	1.00	3.00	4.00	3.00	2.00	3.00	1.00	3.00	2.00	2.00	3.00	33.95	34.00	(0.05)
Razdolna	0.00	5.00	6.00	4.00	9.00	5.00	8.00	2.00	13.00	4.00	10.00	11.00	4.88	2.00	83.88	83.00	0.88
Redoubt	0.00	47.75	38.25	56.50	57.30	43.95	54.05	50.50	0.00	0.00	0.00	0.00	0.00	0.00	348.30	368.00	(19.70)
River City Academy	0.00	0.00	0.00	0.00	0.00	0.00	0.00	0.00	14.80	17.65	20.00	12.65	11.00	9.00	85.10	83.00	2.10
Seward Elem	3.75	39.00	37.00	48.10	35.00	47.00	52.50	0.00	0.00	0.00	0.00	0.00	0.00	0.00	262.35	289.00	(26.65)
Seward High	0.00	0.00	0.00	0.00	0.00	0.00	0.00	0.00	0.00	0.00	35.30	37.10	46.00	40.48	158.88	158.00	0.88
Seward Middle	0.00	0.00	0.00	0.00	0.00	0.00	0.00	46.55	56.05	42.41	0.00	0.00	0.00	0.00	145.01	143.00	2.01
Skyview Middle	0.00	0.00	0.00	0.00	0.00	0.00	0.00	0.00	196.49	211.93	0.00	0.00	0.00	0.00	408.41	404.00	4.41
Soldotna Elem	10.93	37.00	31.70	33.00	33.70	36.95	40.25	39.15	0.00	0.00	0.00	0.00	0.00	0.00	262.68	290.00	(27.33)
Soldotna High	0.00	0.00	0.00	0.00	0.00	0.00	0.00	0.00	0.00	0.00	185.85	184.08	180.53	167.33	717.78	685.00	32.77
Soldotna Montessori Charter	0.00	21.00	24.00	26.00	22.00	23.00	25.00	23.00	0.00	0.00	0.00	0.00	0.00	0.00	164.00	164.00	0.00
Sterling	0.25	27.35	26.70	26.10	30.25	24.25	20.90	25.75	0.00	0.00	0.00	0.00	0.00	0.00	181.55	193.00	(11.45)
Susan B English	0.00	5.00	3.00	2.00	2.00	1.00	5.00	4.00	0.00	2.00	2.00	1.00	2.00	3.00	32.00	33.00	(1.00)
Tebughna	0.00	2.00	1.00	4.00	0.00	1.00	1.00	2.00	4.00	2.00	1.00	1.00	1.00	1.00	21.00	21.00	0.00
Tustumena	0.25	13.00	18.05	22.30	16.10	25.55	31.00	18.90	0.00	0.00	0.00	0.00	0.00	0.00	145.15	160.00	(14.85)
Voznesenka	0.00	9.00	12.00	8.00	10.00	6.00	6.00	10.00	7.00	12.00	6.55	12.00	7.00	5.45	111.00	120.00	(9.00)
West Homer	0.00	0.00	0.00	0.00	67.40	49.80	62.00	60.10	0.00	0.00	0.00	0.00	0.00	0.00	239.30	238.00	1.30
	29.26	632.45	614.10	672.60	640.50	677.90	712.65	667.45	680.40	668.30	630.10	626.55	658.20	624.58	8,535.04	8,725.00	(189.96)

FY19 OASIS to FY19 Enrollment

	Pre K	K	1	2	3	4	5	6	7	8	9	10	11	12	Total OASIS	FY19 on 10/18/18	Difference
Aurora Borealis	0.00	24.00	25.00	21.00	20.00	24.00	21.70	21.00	17.00	20.00	0.00	0.00	0.00	0.00	193.70	194.00	(0.30)
Chapman	0.91	13.00	20.50	13.60	16.00	11.35	16.00	8.88	12.00	10.70	0.00	0.00	0.00	0.00	122.94	136.00	(13.06)
Connections	0.00	36.65	42.58	41.15	62.00	59.65	45.00	70.60	55.59	59.00	59.65	67.11	86.48	85.01	770.47	805.00	(34.53)
Cooper Landing	0.00	1.00	3.00	1.95	2.00	0.00	1.95	0.00	2.00	1.00	0.00	1.00	0.00	0.00	13.90	14.00	(0.10)
Fireweed Academy	0.00	17.00	17.50	17.00	16.00	13.00	24.00	10.00	0.00	0.00	0.00	0.00	0.00	0.00	114.50	115.00	(0.50)
Homer Flex	0.00	0.00	0.00	0.00	0.00	0.00	0.00	0.00	0.00	0.00	2.00	6.70	14.15	15.00	37.85	39.00	(1.15)
Homer High	0.00	0.00	0.00	0.00	0.00	0.00	0.00	0.00	0.00	0.00	102.72	105.65	90.10	94.00	392.47	389.00	3.47
Homer Middle	0.00	0.00	0.00	0.00	0.00	0.00	0.00	0.00	99.75	96.75	0.00	0.00	0.00	0.00	196.50	194.00	2.50
Hope	0.00	1.00	3.00	1.00	0.00	1.00	1.00	2.00	1.00	3.00	1.00	0.00	2.00	1.00	17.00	17.00	0.00
Kachemak Selo	0.00	3.00	4.00	3.00	2.00	0.00	5.00	1.00	3.00	4.00	4.00	7.00	3.00	4.00	43.00	43.00	0.00
Kaleidoscope Charter	0.00	40.00	43.90	44.00	41.95	44.05	45.00	0.00	0.00	0.00	0.00	0.00	0.00	0.00	258.90	258.00	0.90
K-Beach	0.88	68.35	62.15	51.95	68.50	50.75	58.85	50.05	0.00	0.00	0.00	0.00	0.00	0.00	411.48	414.00	(2.52)
Kenai Alternative	4.50	0.00	0.00	0.00	0.00	0.00	0.00	0.00	0.00	0.00	1.00	2.65	10.70	44.25	63.10	74.00	(10.90)
Kenai Central High	0.00	0.00	0.00	0.00	0.00	0.00	0.00	0.00	0.00	0.00	127.70	127.37	107.18	105.50	467.75	463.00	4.75
Kenai Middle	0.00	0.00	0.00	0.00	0.00	0.00	0.00	136.40	105.98	123.00	0.00	0.00	0.00	0.00	365.38	366.00	(0.62)
Marathon	0.00	0.00	0.00	0.00	0.00	0.00	0.00	0.00	0.55	2.22	0.75	0.85	2.15	3.48	10.00	12.00	(2.00)
McNeil Canyon	0.00	18.00	17.00	13.00	17.00	19.00	16.00	17.00	0.00	0.00	0.00	0.00	0.00	0.00	117.00	117.00	0.00
Moose Pass	0.00	4.00	3.00	1.00	2.00	3.00	3.00	0.00	1.00	0.00	0.00	0.00	0.00	0.00	17.00	17.00	0.00
Mountain View	3.23	65.60	81.40	80.40	75.25	90.50	72.60	0.00	0.00	0.00	0.00	0.00	0.00	0.00	468.98	488.00	(19.02)
Nanwalek	0.00	8.00	7.00	6.00	4.00	5.00	3.00	4.75	8.30	8.00	7.20	5.20	6.00	3.00	75.45	75.00	0.45
Nikiski Middle/Senior	0.00	0.00	0.00	0.00	0.00	0.00	0.00	55.15	63.90	46.55	54.75	48.38	50.95	42.55	362.23	359.00	3.23
Nikiski North Star	0.80	43.80	42.20	52.20	62.50	60.20	54.75	0.00	0.00	0.00	0.00	0.00	0.00	0.00	316.45	337.00	(20.55)
Nikolaevsk	0.00	4.00	6.50	6.00	4.00	8.00	5.00	6.00	4.00	7.25	10.00	5.00	10.75	2.00	78.50	77.00	1.50
Ninilchik	0.70	10.60	6.25	3.00	12.25	7.00	9.40	8.00	7.00	6.00	10.00	12.30	9.00	6.55	108.05	114.00	(5.95)
Paul Banks	4.34	67.00	64.95	68.45	0.00	0.00	0.00	0.00	0.00	0.00	0.00	0.00	0.00	0.00	204.74	232.00	(27.26)
Port Graham	0.25	6.75	1.00	3.00	4.00	3.00	3.00	3.00	2.00	3.00	2.00	2.00	3.15	1.00	37.15	37.00	0.15
Razdolna	0.00	7.00	5.00	9.00	8.00	7.00	2.00	14.00	4.00	10.00	12.00	8.27	3.48	5.00	94.75	94.00	0.75
Redoubt	0.25	39.50	49.25	51.85	40.00	46.00	49.00	46.00	0.00	0.00	0.00	0.00	0.00	0.00	321.85	337.00	(15.15)
River City Academy	0.00	0.00	0.00	0.00	0.00	0.00	0.00	0.00	12.00	10.00	9.70	15.25	10.00	13.00	69.95	70.00	(0.05)
Seward Elem	2.58	40.74	54.40	33.00	50.10	50.10	48.00	0.00	0.00	0.00	0.00	0.00	0.00	0.00	278.92	304.00	(25.08)
Seward High	0.00	0.00	0.00	0.00	0.00	0.00	0.00	0.00	0.00	0.00	35.25	47.39	42.05	34.95	159.64	157.00	2.64
Seward Middle	0.00	0.00	0.00	0.00	0.00	0.00	0.00	51.03	37.56	33.45	0.00	0.00	0.00	0.00	122.04	122.00	0.04
Skyview Middle	0.00	0.00	0.00	0.00	0.00	0.00	0.00	0.00	224.06	186.30	0.00	0.00	0.00	0.00	410.36	410.00	0.36
Soldotna Elem	8.50	28.49	36.63	32.00	36.50	50.25	43.00	38.10	0.00	0.00	0.00	0.00	0.00	0.00	273.47	293.00	(19.53)
Soldotna High	0.00	0.00	0.00	0.00	0.00	0.00	0.00	0.00	0.00	0.00	0.00	193.53	190.86	160.35	544.74	532.00	12.74
Soldotna Montessori Charter	0.00	21.00	23.20	23.00	25.75	22.95	24.00	25.00	0.00	0.00	0.00	0.00	0.00	0.00	164.90	165.00	(0.10)
Soldotna Prep	0.00	0.00	0.00	0.00	0.00	0.00	0.00	0.00	0.00	0.00	187.88	0.00	0.00	0.00	187.88	186.00	1.88
Sterling	1.00	32.15	28.20	34.55	25.65	20.00	24.50	31.25	0.00	0.00	0.00	0.00	0.00	0.00	197.30	214.00	(16.70)
Susan B English	0.16	3.00	4.00	1.00	3.00	4.00	5.25	1.00	1.00	2.00	1.00	3.00	3.13	0.00	31.54	31.00	0.54
Tebughna	0.00	0.00	5.00	0.70	1.00	2.00	3.00	6.70	2.00	3.00	3.00	2.00	2.00	0.00	30.40	31.00	(0.60)
Tustumena	0.25	23.00	24.70	21.60	25.15	33.00	21.00	32.40	0.00	0.00	0.00	0.00	0.00	0.00	181.10	192.00	(10.90)
Voznesenka	0.00	9.00	8.00	8.00	5.00	6.00	10.00	5.00	11.00	6.00	12.00	6.00	6.00	9.00	101.00	111.00	(10.00)
West Homer	0.00	0.00	0.00	0.00	62.20	65.00	62.25	56.50	0.00	0.00	0.00	0.00	0.00	0.00	245.95	246.00	(0.05)
	28.35	635.63	689.31	642.40	691.80	705.80	677.25	700.81	674.69	641.22	643.60	666.65	653.13	629.64	8,680.28	8,881.00	(200.72)

FY18 OASIS to FY18 Enrollment

	Pre K	K	1	2	3	4	5	6	7	8	9	10	11	12	Total OASIS	FY18 on 10/27/17	Difference
Aurora Borealis	0.00	23.00	23.00	23.00	25.00	24.00	25.00	22.00	20.00	12.00	0.00	0.00	0.00	0.00	197.00	197.00	0.00
Chapman	1.39	19.95	17.60	12.25	13.85	17.55	10.65	16.00	13.40	8.00	0.00	0.00	0.00	0.00	130.64	136.00	(5.36)
Connections	0.00	45.80	48.30	48.60	57.50	46.35	60.80	50.23	48.50	59.03	50.58	66.59	71.21	71.35	724.84	772.00	(47.16)
Cooper Landing	0.00	4.00	1.00	3.00	1.00	1.00	1.00	2.00	1.00	0.00	1.00	0.00	0.00	0.00	15.00	15.00	0.00
Fireweed Academy	0.00	18.00	18.00	18.60	12.00	25.00	10.45	21.00	0.00	0.00	0.00	0.00	0.00	0.00	123.05	124.00	(0.95)
Homer Flex	0.00	0.00	0.00	0.00	0.00	0.00	0.00	0.00	0.00	0.00	3.80	5.00	7.00	14.00	29.80	30.00	(0.20)
Homer High	0.00	0.00	0.00	0.00	0.00	0.00	0.00	0.00	0.00	0.00	109.54	99.75	104.05	82.75	396.09	390.00	6.09
Homer Middle	0.00	0.00	0.00	0.00	0.00	0.00	0.00	0.00	92.75	96.10	0.00	0.00	0.00	0.00	188.85	186.00	2.85
Hope	0.00	3.00	2.00	0.00	1.00	1.00	2.00	2.00	2.00	2.00	0.00	1.00	1.00	0.00	17.00	17.00	0.00
Kachemak Selo	0.00	3.00	3.00	1.00	0.00	5.00	1.00	3.00	5.00	5.00	6.56	3.00	5.00	5.75	46.31	45.00	1.31
Kaleidoscope Charter	0.00	40.00	43.00	42.00	45.80	46.00	43.00	0.00	0.00	0.00	0.00	0.00	0.00	0.00	259.80	259.00	0.80
K-Beach	2.00	55.25	55.55	66.00	43.60	59.25	52.75	56.00	0.00	0.00	0.00	0.00	0.00	0.00	390.40	395.00	(4.60)
Kenai Alternative	6.53	0.00	0.00	0.00	0.00	0.00	0.00	0.00	0.00	0.00	1.00	3.00	15.35	43.55	69.43	82.00	(12.57)
Kenai Central High	0.00	0.00	0.00	0.00	0.00	0.00	0.00	0.00	0.00	0.00	141.00	112.11	122.49	82.00	457.60	450.00	7.60
Kenai Middle	0.00	0.00	0.00	0.00	0.00	0.00	0.00	108.40	122.75	115.12	0.00	0.00	0.00	0.00	346.27	344.00	2.27
Marathon	0.00	0.00	0.00	0.00	0.00	0.00	0.00	0.00	0.00	1.00	0.80	1.45	1.20	5.55	10.00	4.00	6.00
McNeil Canyon	0.00	17.00	15.00	16.00	16.00	16.00	21.00	22.00	0.00	0.00	0.00	0.00	0.00	0.00	123.00	124.00	(1.00)
Moose Pass	0.00	2.95	0.00	3.00	3.00	2.00	1.00	2.00	0.00	0.00	0.00	0.00	0.00	0.00	13.95	14.00	(0.05)
Mountain View	3.48	88.35	81.70	70.90	76.70	68.50	76.19	0.00	0.00	0.00	0.00	0.00	0.00	0.00	465.82	484.00	(18.18)
Nanwalek	0.50	6.00	6.00	4.00	6.00	4.00	7.00	9.75	11.00	7.35	5.00	4.60	4.00	2.00	77.20	76.00	1.20
Nikiski Middle/Senior	0.00	0.00	0.00	0.00	0.00	0.00	0.00	64.00	44.00	57.35	52.00	50.00	50.55	44.95	362.85	358.00	4.85
Nikiski North Star	0.25	48.00	54.25	59.65	68.00	57.65	61.00	0.00	0.00	0.00	0.00	0.00	0.00	0.00	348.80	367.00	(18.20)
Nikolaevsk	0.00	4.00	5.00	5.75	6.00	5.50	4.00	4.60	5.00	10.00	6.00	11.00	3.00	8.00	77.85	76.00	1.85
Ninilchik	1.00	4.00	2.00	11.00	7.00	8.55	5.60	9.45	7.00	11.00	9.00	10.00	6.90	8.00	100.50	109.00	(8.50)
Paul Banks	5.50	60.00	66.45	56.45	0.00	0.00	0.00	0.00	0.00	0.00	0.00	0.00	0.00	0.00	188.40	215.00	(26.60)
Port Graham	0.00	1.00	3.00	4.00	3.00	3.00	3.00	3.00	4.00	2.00	2.00	2.00	1.00	2.00	33.00	33.00	0.00
Razdolna	0.25	5.00	9.00	7.00	8.00	4.00	13.00	5.00	9.00	11.00	7.50	4.00	8.00	0.00	90.75	90.00	0.75
Redoubt	1.00	55.00	49.00	44.00	42.50	48.00	53.00	46.65	0.00	0.00	0.00	0.00	0.00	0.00	339.15	358.00	(18.85)
River City Academy	0.00	0.00	0.00	0.00	0.00	0.00	0.00	0.00	12.50	12.00	16.00	16.35	17.00	9.00	82.85	81.00	1.85
Seward Elem	2.24	52.35	35.00	47.80	46.00	47.00	48.15	0.00	0.00	0.00	0.00	0.00	0.00	0.00	278.54	307.00	(28.46)
Seward High	0.00	0.00	0.00	0.00	0.00	0.00	0.00	0.00	0.00	0.00	47.25	46.90	44.25	43.45	181.85	180.00	1.85
Seward Middle	0.00	0.00	0.00	0.00	0.00	0.00	0.00	42.49	36.00	40.35	0.00	0.00	0.00	0.00	118.84	114.00	4.84
Skyview Middle	0.00	0.00	0.00	0.00	0.00	0.00	0.00	0.00	204.10	198.95	0.00	0.00	0.00	0.00	403.05	403.00	0.05
Soldotna Elem	10.39	42.00	34.30	40.20	45.00	41.35	37.25	47.45	0.00	0.00	0.00	0.00	0.00	0.00	297.94	317.00	(19.06)
Soldotna High	0.00	0.00	0.00	0.00	0.00	0.00	0.00	0.00	0.00	0.00	0.00	209.70	173.85	176.55	560.10	546.00	14.10
Soldotna Montessori Charter	0.00	23.00	23.00	27.00	22.00	25.00	28.00	19.00	0.00	0.00	0.00	0.00	0.00	0.00	167.00	167.00	0.00
Soldotna Prep	0.00	0.00	0.00	0.00	0.00	0.00	0.00	0.00	0.00	0.00	195.47	0.00	0.00	0.00	195.47	190.00	5.47
Sterling	0.50	30.10	31.70	28.00	21.25	28.00	35.25	36.00	0.00	0.00	0.00	0.00	0.00	0.00	210.80	227.00	(16.20)
Susan B English	0.00	3.00	1.00	3.00	5.00	6.00	0.04	1.73	3.00	2.00	3.00	4.00	1.70	1.00	34.47	33.00	1.47
Tebughna	0.00	5.00	1.00	1.00	1.00	4.00	6.00	2.00	2.00	2.00	1.25	2.00	0.00	1.00	28.25	29.00	(0.75)
Tustumena	0.32	22.75	19.00	22.00	33.70	26.25	27.00	26.00	0.00	0.00	0.00	0.00	0.00	0.00	177.02	188.00	(10.98)
Voznesenka	0.00	7.00	9.00	5.00	6.00	9.00	5.00	12.00	5.00	10.00	5.00	5.00	9.00	10.00	97.00	107.00	(10.00)
West Homer	0.00	0.00	0.00	0.00	73.00	63.00	54.45	64.75	0.00	0.00	0.00	0.00	0.00	0.00	255.20	256.00	(0.80)
	35.35	688.50	656.85	670.20	688.90	691.95	692.58	698.50	648.00	662.25	663.75	657.45	646.55	610.90	8,711.73	8,895.00	(183.27)

FY17 OASIS to FY17 Enrollment

	Pre K	K	1	2	3	4	5	6	7	8	9	10	11	12	Total OASIS	FY17 on 10/28/16	Difference
Aurora Borealis	0.00	24.00	24.00	25.00	23.70	24.00	22.00	21.00	15.00	15.00	0.00	0.00	0.00	0.00	193.70	194.00	(0.30)
Chapman	0.50	18.60	15.25	12.60	16.00	12.00	12.00	11.00	8.25	7.80	0.00	0.00	0.00	0.00	114.00	134.00	(20.00)
Connections	0.00	50.78	46.08	59.00	50.73	56.96	53.50	51.32	61.51	48.77	62.70	56.13	60.55	96.00	754.03	811.00	(56.97)
Cooper Landing	0.00	3.00	3.00	3.00	2.00	2.00	3.00	1.00	0.00	1.00	0.00	0.00	0.00	0.00	18.00	18.00	0.00
Fireweed Academy	0.00	20.65	15.00	10.50	21.00	10.00	15.60	12.25	0.00	0.00	0.00	0.00	0.00	0.00	105.00	106.00	(1.00)
Homer Flex	0.00	0.00	0.00	0.00	0.00	0.00	0.00	0.00	0.00	0.00	7.00	6.00	8.90	15.70	37.60	38.00	(0.40)
Homer High	0.00	0.00	0.00	0.00	0.00	0.00	0.00	0.00	0.00	0.00	104.75	108.60	93.19	74.75	381.29	373.00	8.29
Homer Middle	0.00	0.00	0.00	0.00	0.00	0.00	0.00	0.00	92.15	102.76	0.00	0.00	0.00	0.00	194.91	187.00	7.91
Hope	0.00	2.00	1.00	1.00	1.00	2.00	3.00	1.00	2.00	0.00	1.00	2.00	0.00	1.00	17.00	17.00	0.00
Kachemak Selo	0.00	3.00	1.00	0.00	5.00	2.00	3.00	6.00	5.00	7.00	3.00	6.00	5.00	2.00	48.00	48.00	0.00
Kaleidoscope Charter	0.00	35.00	44.00	43.85	44.00	44.00	43.00	0.00	0.00	0.00	0.00	0.00	0.00	0.00	253.85	254.00	(0.15)
K-Beach	1.38	67.00	72.85	49.85	57.60	51.95	54.85	52.40	0.00	0.00	0.00	0.00	0.00	0.00	407.88	407.00	0.88
Kenai Alternative	3.50	0.00	0.00	0.00	0.00	0.00	0.00	0.00	0.00	0.00	0.00	4.00	10.65	52.60	70.75	80.00	(9.25)
Kenai Central High	0.00	0.00	0.00	0.00	0.00	0.00	0.00	0.00	0.00	0.00	111.10	123.30	107.71	115.80	457.91	444.00	13.91
Kenai Middle	0.00	0.00	0.00	0.00	0.00	0.00	0.00	128.03	119.21	128.20	0.00	0.00	0.00	0.00	375.44	374.00	1.44
Marathon	0.00	0.00	0.00	0.00	0.00	0.00	0.00	0.00	1.00	1.00	0.40	3.00	0.00	4.60	10.00	12.00	(2.00)
McNeil Canyon	0.25	15.00	19.00	14.00	16.00	18.00	27.25	15.25	0.00	0.00	0.00	0.00	0.00	0.00	124.75	127.00	(2.25)
Moose Pass	0.00	0.00	2.00	3.00	2.00	1.00	3.00	0.00	0.00	0.00	0.00	0.00	0.00	0.00	11.00	11.00	0.00
Mountain View	2.59	75.55	73.00	74.80	61.55	77.33	53.75	0.00	0.00	0.00	0.00	0.00	0.00	0.00	418.57	431.00	(12.43)
Nanwalek	0.00	9.00	5.00	6.00	4.00	7.00	9.00	12.00	8.00	6.00	4.00	5.00	4.00	3.75	82.75	79.00	3.75
Nikiski Middle/Senior	0.00	0.00	0.00	0.00	0.00	0.00	0.00	45.65	55.54	55.00	58.15	61.40	43.50	54.40	373.64	364.00	9.64
Nikiski North Star	0.50	61.60	63.85	71.00	55.00	52.75	56.55	0.00	0.00	0.00	0.00	0.00	0.00	0.00	361.25	378.00	(16.75)
Nikolaevsk	0.00	2.75	5.25	4.00	4.25	3.00	3.25	2.00	8.00	8.00	9.00	3.00	9.00	4.00	65.50	64.00	1.50
Ninilchik	0.50	5.00	7.93	7.00	7.70	9.17	4.25	12.00	12.75	11.25	15.25	7.70	10.00	12.50	123.00	125.00	(2.00)
Paul Banks	3.37	62.00	54.30	78.00	0.00	0.00	0.00	0.00	0.00	0.00	0.00	0.00	0.00	0.00	197.67	223.00	(25.33)
Port Graham	0.25	3.00	4.00	4.00	4.00	3.00	2.00	4.00	2.00	2.00	1.00	2.00	2.25	3.00	36.50	38.00	(1.50)
Razdolna	0.00	9.00	7.00	7.00	4.00	13.00	5.00	9.00	11.00	7.23	4.00	8.50	0.00	2.00	86.73	85.00	1.73
Redoubt	0.25	47.00	42.90	47.90	48.00	51.70	46.65	65.00	0.00	0.00	0.00	0.00	0.00	0.00	349.40	369.00	(19.60)
River City Academy	0.00	0.00	0.00	0.00	0.00	0.00	0.00	0.00	13.00	10.85	16.00	20.00	7.00	14.00	80.85	81.00	(0.15)
Seward Elem	1.31	34.00	49.00	48.75	47.95	54.25	47.55	0.00	0.00	0.00	0.00	0.00	0.00	0.00	282.81	304.00	(21.19)
Seward High	0.00	0.00	0.00	0.00	0.00	0.00	0.00	0.00	0.00	0.00	52.70	43.80	45.95	46.50	188.95	186.00	2.95
Seward Middle	0.00	0.00	0.00	0.00	0.00	0.00	0.00	34.00	43.55	48.10	0.00	0.00	0.00	0.00	125.65	122.00	3.65
Skyview Middle	0.00	0.00	0.00	0.00	0.00	0.00	0.00	0.00	205.26	208.14	0.00	0.00	0.00	0.00	413.40	409.00	4.40
Soldotna Elem	9.81	32.73	38.40	44.80	44.80	37.00	49.60	44.75	0.00	0.00	0.00	0.00	0.00	0.00	301.89	330.00	(28.11)
Soldotna High	0.00	0.00	0.00	0.00	0.00	0.00	0.00	0.00	0.00	0.00	0.00	187.68	190.35	176.20	554.23	533.00	21.23
Soldotna Montessori Charter	0.00	23.00	23.90	22.50	23.90	25.28	24.00	22.25	0.00	0.00	0.00	0.00	0.00	0.00	164.83	162.00	2.83
Soldotna Prep	0.00	0.00	0.00	0.00	0.00	0.00	0.00	0.00	0.00	0.00	198.60	0.00	0.00	0.00	198.60	197.00	1.60
Sterling	1.69	33.60	29.00	24.00	27.90	41.00	38.00	22.75	0.00	0.00	0.00	0.00	0.00	0.00	217.94	232.00	(14.06)
Susan B English	0.00	1.00	3.00	3.00	6.00	0.00	1.00	2.00	3.00	3.00	3.00	2.00	2.00	3.00	32.00	32.00	0.00
Tebughna	0.50	4.00	1.00	2.00	4.00	4.00	1.00	3.50	3.00	4.00	1.00	0.00	0.00	1.00	29.00	30.00	(1.00)
Tustumena	0.50	17.00	24.55	34.15	23.70	29.00	23.00	19.00	0.00	0.00	0.00	0.00	0.00	0.00	170.90	176.00	(5.10)
Voznesenka	0.00	9.80	5.50	6.00	10.00	5.00	11.00	4.00	10.00	5.00	7.00	10.25	11.00	5.25	99.80	106.00	(6.20)
West Homer	0.00	0.00	0.00	0.00	65.81	54.80	68.00	65.25	0.00	0.00	0.00	0.00	0.00	0.00	253.86	248.00	5.86
	26.90	669.06	680.76	706.70	681.59	691.19	683.80	666.40	679.22	680.10	659.65	660.36	611.05	688.05	8,784.83	8,939.00	(154.17)

FY16 OASIS to FY16 Enrollment

	Pre K	K	1	2	3	4	5	6	7	8	9	10	11	12	Total OASIS	FY16 on 10/23/15	Difference
Aurora Borealis	0.00	24.00	23.80	22.00	24.00	20.00	20.00	20.00	18.00	10.00	0.00	0.00	0.00	0.00	181.80	182.00	(0.20)
Chapman	0.00	16.20	12.00	16.50	13.00	12.70	9.00	9.00	7.75	6.25	0.00	0.00	0.00	0.00	102.40	110.00	(7.60)
Connections	0.00	46.25	57.05	43.17	46.50	49.25	47.55	48.38	46.96	59.66	53.52	51.68	73.85	102.23	726.05	781.00	(54.95)
Cooper Landing	0.00	3.95	2.00	2.00	0.00	2.00	2.70	0.00	2.00	0.00	0.00	0.00	0.00	0.00	14.65	14.00	0.65
Fireweed Academy	0.00	12.50	10.00	20.00	12.00	15.00	13.00	9.00	0.00	0.00	0.00	0.00	0.00	0.00	91.50	89.00	2.50
Homer Flex	0.00	0.00	0.00	0.00	0.00	0.00	0.00	0.00	0.00	0.00	4.00	7.45	12.00	12.60	36.05	37.00	(0.95)
Homer High	0.00	0.00	0.00	0.00	0.00	0.00	0.00	0.00	0.00	0.00	116.00	91.59	74.75	86.85	369.19	359.00	10.19
Homer Middle	0.00	0.00	0.00	0.00	0.00	0.00	0.00	0.00	98.00	91.15	0.00	0.00	0.00	0.00	189.15	187.00	2.15
Hope	0.00	0.00	1.00	1.00	3.00	2.00	2.00	3.00	1.00	1.00	1.00	0.00	1.00	0.00	16.00	16.00	0.00
Kachemak Selo	0.00	1.00	1.00	4.00	2.00	3.00	6.00	5.00	7.00	3.00	6.00	5.00	3.00	3.00	49.00	49.00	0.00
Kaleidoscope Charter	0.00	35.25	44.00	44.00	44.00	44.00	44.00	0.00	0.00	0.00	0.00	0.00	0.00	0.00	255.25	255.00	0.25
K-Beach	0.75	73.50	55.00	66.05	56.30	55.25	57.10	54.58	0.00	0.00	0.00	0.00	0.00	0.00	418.53	418.00	0.53
Kenai Alternative	3.30	0.00	0.00	0.00	0.00	0.00	0.00	0.00	0.00	0.00	0.00	1.85	23.80	44.30	73.25	81.00	(7.75)
Kenai Central High	0.00	0.00	0.00	0.00	0.00	0.00	0.00	0.00	0.00	0.00	135.33	126.76	134.80	108.50	505.39	478.00	27.39
Kenai Middle	0.00	0.00	0.00	0.00	0.00	0.00	0.00	117.25	131.50	129.75	0.00	0.00	0.00	0.00	378.50	369.00	9.50
Marathon	0.00	0.00	0.00	0.00	0.00	0.00	0.00	0.00	0.00	0.85	1.75	4.25	0.95	2.20	10.00	6.00	4.00
McNeil Canyon	0.00	13.00	14.00	11.00	19.00	21.00	16.00	22.00	0.00	0.00	0.00	0.00	0.00	0.00	116.00	116.00	0.00
Moose Pass	0.00	2.00	2.00	2.00	0.00	2.00	2.00	0.00	0.00	0.00	0.00	0.00	0.00	0.00	10.00	10.00	0.00
Mountain View	2.10	90.45	72.40	69.75	73.40	51.25	71.55	0.00	0.00	0.00	0.00	0.00	0.00	0.00	430.90	451.00	(20.10)
Nanwalek	0.50	5.00	6.00	4.00	7.00	9.00	11.00	8.00	5.00	6.60	4.00	5.00	3.00	3.00	77.10	76.00	1.10
Nikiski Middle/Senior	0.00	0.00	0.00	0.00	0.00	0.00	0.00	49.25	52.00	48.09	62.20	48.10	57.70	51.50	368.84	364.00	4.84
Nikiski North Star	2.50	60.40	70.70	55.30	54.50	57.70	49.50	0.00	0.00	0.00	0.00	0.00	0.00	0.00	350.60	372.00	(21.40)
Nikolaevsk	0.00	3.00	3.00	3.00	2.00	4.00	3.00	9.00	7.00	7.00	3.00	9.00	3.00	10.00	66.00	66.00	0.00
Ninilchik	0.00	6.55	9.25	11.00	8.00	7.00	13.00	16.00	11.00	12.00	11.00	9.00	13.00	12.80	139.60	138.00	1.60
Paul Banks	4.81	49.05	71.25	59.39	0.00	0.00	0.00	0.00	0.00	0.00	0.00	0.00	0.00	0.00	184.50	206.00	(21.50)
Port Graham	0.00	4.00	2.80	3.00	2.80	2.00	3.00	2.00	1.00	1.00	1.00	2.00	1.00	1.00	26.60	25.00	1.60
Razdolna	0.00	6.00	7.00	4.00	14.00	4.00	9.00	9.00	7.75	5.00	9.00	0.00	3.50	3.48	81.73	79.00	2.73
Redoubt	0.25	36.50	41.80	53.45	53.70	46.00	60.05	60.00	0.00	0.00	0.00	0.00	0.00	0.00	351.75	367.00	(15.25)
River City Academy	0.00	0.00	0.00	0.00	0.00	0.00	0.00	0.00	8.75	11.40	19.45	8.05	14.00	12.00	73.65	77.00	(3.35)
Seward Elem	3.45	45.20	50.25	55.13	58.10	47.45	25.75	0.00	0.00	0.00	0.00	0.00	0.00	0.00	285.33	313.00	(27.67)
Seward High	0.00	0.00	0.00	0.00	0.00	0.00	0.00	0.00	0.00	0.00	43.15	47.00	43.15	44.00	177.30	177.00	0.30
Seward Middle	0.00	0.00	0.00	0.00	0.00	0.00	0.00	48.45	47.30	48.75	0.00	0.00	0.00	0.00	144.50	142.00	2.50
Skyview Middle	0.00	0.00	0.00	0.00	0.00	0.00	0.00	0.00	211.49	208.50	0.00	0.00	0.00	0.00	419.99	418.00	1.99
Soldotna Elem	8.86	42.00	43.00	40.70	35.65	54.15	45.00	39.15	0.00	0.00	0.00	0.00	0.00	0.00	308.51	343.00	(34.49)
Soldotna High	0.00	0.00	0.00	0.00	0.00	0.00	0.00	0.00	0.00	0.00	0.00	191.78	206.25	173.55	571.58	560.00	11.58
Soldotna Montessori Charter	0.00	23.00	21.00	23.00	25.00	23.00	24.00	23.00	0.00	0.00	0.00	0.00	0.00	0.00	162.00	162.00	0.00
Soldotna Prep	0.00	0.00	0.00	0.00	0.00	0.00	0.00	0.00	0.00	0.00	190.35	0.00	0.00	0.00	190.35	183.00	7.35
Sterling	1.25	31.65	30.25	31.75	43.25	36.30	23.00	30.30	0.00	0.00	0.00	0.00	0.00	0.00	227.75	238.00	(10.25)
Susan B English	0.00	5.00	3.20	3.00	1.00	2.00	3.00	3.00	3.00	4.00	2.00	4.25	4.20	8.00	45.65	45.00	0.65
Tebughna	0.00	1.00	1.30	5.00	5.00	1.00	4.00	3.00	5.00	5.00	1.00	1.00	3.70	3.00	39.00	40.00	(1.00)
Tustumena	0.36	19.00	35.80	23.55	25.00	28.55	24.55	18.00	0.00	0.00	0.00	0.00	0.00	0.00	174.81	182.00	(7.19)
Voznesenka	0.00	7.00	6.00	12.00	5.00	12.00	5.00	10.00	5.00	8.00	11.00	11.00	5.00	7.25	104.25	114.00	(9.75)
West Homer	0.00	0.00	0.00	0.00	55.50	62.00	61.45	63.65	0.00	0.00	0.00	0.00	0.00	0.00	242.60	240.00	2.60
	28.13	662.45	696.85	688.74	688.70	673.60	655.20	680.01	676.50	667.00	674.75	624.76	681.65	689.26	8,787.60	8,935.00	(147.40)

FY15 OASIS to FY15 Enrollment

	Pre K	K	1	2	3	4	5	6	7	8	9	10	11	12	Total OASIS	FY15 on 10/24/14	Difference
Aurora Borealis	0.25	25.00	22.00	24.00	22.00	21.00	23.00	20.00	13.00	17.00	0.00	0.00	0.00	0.00	187.25	188.00	(0.75)
Chapman	0.00	15.50	15.00	14.25	11.00	10.00	7.00	11.00	6.00	12.00	0.00	0.00	0.00	0.00	101.75	111.00	(9.25)
Connections	0.00	53.74	41.50	49.25	41.43	45.83	44.98	38.25	53.91	45.88	40.41	59.50	82.47	97.80	694.95	767.00	(72.05)
Cooper Landing	0.00	4.00	1.00	0.00	2.00	4.70	0.00	2.00	2.00	1.00	0.00	0.00	1.00	1.00	18.70	18.00	0.70
Fireweed Academy	0.00	11.90	25.85	13.00	17.75	10.00	10.00	14.00	0.00	0.00	0.00	0.00	0.00	0.00	102.50	101.00	1.50
Homer Flex	0.00	0.00	0.00	0.00	0.00	0.00	0.00	0.00	0.00	0.00	3.85	5.00	5.50	17.25	31.60	30.00	1.60
Homer High	0.00	0.00	0.00	0.00	0.00	0.00	0.00	0.00	0.00	0.00	102.29	92.74	93.95	102.85	391.83	380.00	11.83
Homer Middle	0.00	0.00	0.00	0.00	0.00	0.00	0.00	0.00	96.49	100.95	0.00	0.00	0.00	0.00	197.44	194.00	3.44
Hope	0.00	2.00	1.00	3.00	2.00	3.00	3.00	2.00	1.00	2.00	1.00	1.00	0.00	1.00	22.00	22.00	0.00
Kachemak Selo	0.00	2.00	4.00	2.00	4.00	6.00	6.00	7.00	3.00	7.00	6.00	3.00	2.75	5.00	57.75	58.00	(0.25)
Kaleidoscope Charter	0.00	38.00	39.00	40.85	38.00	43.40	41.85	12.00	0.00	0.00	0.00	0.00	0.00	0.00	253.10	254.00	(0.90)
K-Beach	1.59	56.84	62.70	52.00	56.45	52.65	65.00	38.00	0.00	0.00	0.00	0.00	0.00	0.00	385.23	385.00	0.23
Kenai Alternative	5.00	0.00	0.00	0.00	0.00	0.00	0.00	0.00	0.00	0.00	0.00	1.50	15.70	48.70	70.90	73.00	(2.10)
Kenai Central High	0.00	0.00	0.00	0.00	0.00	0.00	0.00	0.00	0.00	0.00	122.50	143.08	115.85	109.16	490.59	469.00	21.59
Kenai Middle	0.00	0.00	0.00	0.00	0.00	0.00	0.00	119.00	125.00	137.25	0.00	0.00	0.00	0.00	381.25	377.00	4.25
Marathon	0.00	0.00	0.00	0.00	0.00	0.00	0.00	0.00	0.00	0.00	1.40	0.00	4.85	3.75	10.00	9.00	1.00
McNeil Canyon	0.00	11.00	12.00	16.00	20.00	13.00	22.00	26.00	0.00	0.00	0.00	0.00	0.00	0.00	120.00	120.00	0.00
Moose Pass	0.00	3.75	2.00	0.00	3.00	2.00	1.00	1.00	0.00	1.00	0.00	0.00	0.00	0.00	13.75	14.00	(0.25)
Mountain View	2.45	69.43	83.15	72.10	57.90	73.42	68.80	0.00	0.00	0.00	0.00	0.00	0.00	0.00	427.25	445.00	(17.75)
Nanwalek	0.50	6.00	4.00	7.00	10.15	10.00	8.00	6.00	7.00	3.50	4.00	3.15	4.00	4.00	77.30	79.00	(1.70)
Nikiski Middle/Senior	0.00	0.00	0.00	0.00	0.00	0.00	0.00	58.05	54.55	64.05	50.56	67.05	57.00	56.00	407.26	399.00	8.26
Nikiski North Star	0.75	69.20	58.85	61.15	56.75	52.75	49.05	0.00	0.00	0.00	0.00	0.00	0.00	0.00	348.50	366.00	(17.50)
Nikolaevsk	0.00	2.00	2.00	2.00	4.00	2.00	10.00	7.00	10.00	2.00	9.00	3.00	8.00	3.00	64.00	64.00	0.00
Ninilchik	0.00	6.53	12.25	9.15	6.83	12.00	15.50	13.00	12.15	14.00	14.25	15.00	15.50	9.74	155.90	150.00	5.90
Paul Banks	3.23	74.25	55.10	50.85	0.00	0.00	0.00	0.00	0.00	0.00	0.00	0.00	0.00	0.00	183.43	203.00	(19.57)
Port Graham	0.00	3.00	5.00	3.00	2.00	4.00	2.00	2.00	1.00	1.00	2.00	1.00	0.00	1.00	27.00	27.00	0.00
Razdolna	0.00	7.00	4.00	14.00	4.00	9.00	10.00	8.00	5.00	9.00	1.00	4.00	4.48	4.00	83.48	83.00	0.48
Redoubt	0.50	43.40	53.95	48.40	54.60	62.40	61.40	76.00	0.00	0.00	0.00	0.00	0.00	0.00	400.65	420.00	(19.35)
River City Academy	0.00	0.00	0.00	0.00	0.00	0.00	0.00	0.00	11.00	23.00	12.00	13.95	13.50	15.00	88.45	87.00	1.45
Seward Elem	1.25	46.40	52.45	55.25	50.80	29.80	43.50	0.00	0.00	0.00	0.00	0.00	0.00	0.00	279.45	305.00	(25.55)
Seward High	0.00	0.00	0.00	0.00	0.00	0.00	0.00	0.00	0.00	0.00	47.00	42.75	41.40	54.20	185.35	183.00	2.35
Seward Middle	0.00	0.00	0.00	0.00	0.00	0.00	0.00	51.95	36.00	38.00	0.00	0.00	0.00	0.00	125.95	128.00	(2.05)
Skyview Middle	0.00	0.00	0.00	0.00	0.00	0.00	0.00	0.00	201.50	188.38	0.00	0.00	0.00	0.00	389.88	384.00	5.88
Soldotna Elem	5.15	52.25	37.30	40.65	46.65	36.00	37.50	34.95	0.00	0.00	0.00	0.00	0.00	0.00	290.45	316.00	(25.55)
Soldotna High	0.00	0.00	0.00	0.00	0.00	0.00	0.00	0.00	0.00	0.00	0.00	217.74	181.45	184.41	583.60	570.00	13.60
Soldotna Montessori Charter	0.00	22.00	21.00	22.00	22.00	20.00	23.28	25.00	0.00	0.00	0.00	0.00	0.00	0.00	155.28	153.00	2.28
Soldotna Prep	0.00	0.00	0.00	0.00	0.00	0.00	0.00	0.00	0.00	0.00	203.15	0.00	0.00	0.00	203.15	198.00	5.15
Sterling	1.00	31.25	31.95	43.35	36.95	29.65	34.25	30.65	0.00	0.00	0.00	0.00	0.00	0.00	239.05	243.00	(3.95)
Susan B English	0.00	1.00	2.00	1.00	2.00	2.00	2.00	3.00	5.00	2.00	5.00	2.00	10.50	3.00	40.50	40.00	0.50
Tebughna	0.00	3.00	5.00	3.00	1.00	3.00	1.25	3.00	4.00	2.00	2.00	2.25	1.00	1.00	31.50	33.00	(1.50)
Tustumena	0.25	31.85	24.65	23.20	22.90	21.00	18.70	26.00	0.00	0.00	0.00	0.00	0.00	0.00	168.55	176.00	(7.45)
Voznesenka	0.00	6.00	13.00	5.00	11.00	4.00	10.00	4.00	7.00	11.00	11.75	8.00	11.00	9.35	111.10	118.00	(6.90)
West Homer	0.00	0.00	0.00	0.00	57.00	59.95	58.95	54.35	0.00	0.00	0.00	0.00	0.00	0.00	230.25	234.00	(3.75)
	21.92	698.29	691.70	675.45	664.16	642.55	678.01	693.20	654.60	682.01	639.16	685.71	669.90	731.21	8,827.87	8,974.00	(146.13)

FY14 OASIS to FY14 Enrollment

	Pre K	K	1	2	3	4	5	6	7	8	9	10	11	12	Total OASIS	FY14 on 10/17/13	Difference
Aurora Borealis	0.00	24.00	23.00	22.00	24.00	24.00	24.00	21.00	18.00	13.05	0.00	0.00	0.00	0.00	193.05	193.00	0.05
Chapman	0.50	20.25	14.45	13.00	12.00	9.20	13.00	6.00	14.00	7.00	0.00	0.00	0.00	0.00	109.40	124.00	(14.60)
Connections	0.00	42.50	53.60	43.00	50.25	51.65	44.85	52.75	58.70	49.76	52.50	69.63	85.32	94.60	749.11	802.00	(52.89)
Cooper Landing	0.00	1.00	1.00	2.00	5.00	0.00	2.00	2.00	1.00	1.00	1.00	0.00	1.00	0.00	17.00	17.00	0.00
Fireweed Academy	0.00	23.95	11.85	23.10	12.95	11.00	12.65	13.00	0.00	0.00	0.00	0.00	0.00	0.00	108.50	108.00	0.50
Homer Flex	0.00	0.00	0.00	0.00	0.00	0.00	0.00	0.00	0.00	0.00	0.00	4.45	16.45	13.10	34.00	33.00	1.00
Homer High	0.00	0.00	0.00	0.00	0.00	0.00	0.00	0.00	0.00	0.00	101.20	101.34	100.77	85.90	389.21	377.00	12.21
Homer Middle	0.00	0.00	0.00	0.00	0.00	0.00	0.00	0.00	92.25	97.30	0.00	0.00	0.00	0.00	189.55	186.00	3.55
Hope	0.25	1.00	3.00	2.00	1.00	2.00	1.00	1.00	1.00	0.00	1.00	1.00	1.00	2.00	17.25	18.00	(0.75)
Kachemak Selo	0.00	4.00	2.00	4.00	6.00	6.00	8.00	4.00	7.00	6.00	4.00	3.00	6.00	3.00	63.00	63.00	0.00
Kaleidoscope Charter	0.00	36.00	35.85	37.00	36.00	36.35	38.00	33.00	0.00	0.00	0.00	0.00	0.00	0.00	252.20	251.00	1.20
K-Beach	1.10	59.00	49.00	62.00	53.00	63.00	48.00	49.65	0.00	0.00	0.00	0.00	0.00	0.00	384.75	389.00	(4.25)
Kenai Alternative	3.93	0.00	0.00	0.00	0.00	0.00	0.00	0.00	0.00	0.00	0.00	3.20	14.50	57.55	79.18	90.00	(10.82)
Kenai Central High	0.00	0.00	0.00	0.00	0.00	0.00	0.00	0.00	0.00	0.00	146.95	136.38	132.30	115.90	531.53	518.00	13.53
Kenai Middle	0.00	0.00	0.00	0.00	0.00	0.00	0.00	94.55	140.50	116.40	0.00	0.00	0.00	0.00	351.45	348.00	3.45
Marathon	0.00	0.00	0.00	0.00	0.00	0.00	0.00	0.00	0.00	0.00	0.75	1.65	0.95	6.65	10.00	6.00	4.00
McNeil Canyon	0.00	13.00	18.00	21.00	14.00	26.00	25.00	14.00	0.00	0.00	0.00	0.00	0.00	0.00	131.00	131.00	0.00
Moose Pass	0.00	2.10	2.00	3.00	3.00	1.00	2.00	3.00	0.00	0.00	0.00	0.00	0.00	0.00	16.10	16.00	0.10
Mountain View	2.69	84.40	75.70	57.30	72.35	58.70	72.60	0.00	0.00	0.00	0.00	0.00	0.00	0.00	423.74	441.00	(17.26)
Nanwalek	0.25	4.80	4.50	10.75	11.00	11.00	4.25	7.00	3.00	5.00	4.00	3.00	3.25	7.00	78.80	78.00	0.80
Nikiski Middle/Senior	0.00	0.00	0.00	0.00	0.00	0.00	0.00	54.00	65.50	52.30	65.50	61.05	60.60	42.00	400.95	397.00	3.95
Nikiski North Star	0.50	55.50	61.00	57.85	55.05	53.00	60.90	0.00	0.00	0.00	0.00	0.00	0.00	0.00	343.80	362.00	(18.20)
Nikolaevsk	0.00	4.00	4.00	4.00	5.00	10.00	7.00	8.00	2.00	9.00	3.00	8.50	4.00	3.60	72.10	72.00	0.10
Ninilchik	0.25	12.50	8.50	8.00	12.30	14.80	9.00	8.25	10.00	11.25	14.00	15.70	9.50	5.25	139.30	139.00	0.30
Paul Banks	2.50	54.20	51.80	56.55	0.00	0.00	0.00	0.00	0.00	0.00	0.00	0.00	0.00	0.00	165.05	190.00	(24.95)
Port Graham	0.00	4.00	3.00	1.00	3.00	1.00	1.00	1.00	1.00	1.00	2.00	1.00	0.00	1.00	20.00	20.00	0.00
Razdolna	0.00	3.00	15.00	4.00	9.00	10.00	8.00	5.00	9.00	1.00	4.00	5.00	4.00	0.00	77.00	77.00	0.00
Redoubt	0.75	55.60	38.00	49.55	59.60	52.00	65.00	53.00	0.00	0.00	0.00	0.00	0.00	0.00	373.50	390.00	(16.50)
River City Academy	0.00	0.00	0.00	0.00	0.00	0.00	0.00	0.00	15.50	11.00	15.60	11.00	10.00	8.35	71.45	70.00	1.45
Seward Elem	1.75	52.15	55.80	51.70	29.00	40.55	46.95	34.65	0.00	0.00	0.00	0.00	0.00	0.00	312.55	338.00	(25.45)
Seward High	0.00	0.00	0.00	0.00	0.00	0.00	0.00	0.00	0.00	0.00	37.65	45.80	54.15	38.15	175.75	175.00	0.75
Seward Middle	0.00	0.00	0.00	0.00	0.00	0.00	0.00	0.00	36.55	45.50	0.00	0.00	0.00	0.00	82.05	81.00	1.05
Skyview	0.00	0.00	0.00	0.00	0.00	0.00	0.00	0.00	0.00	0.00	54.75	63.76	78.50	71.65	268.66	261.00	7.66
Soldotna Elem	5.86	41.90	35.10	42.00	33.15	41.45	30.75	34.00	0.00	0.00	0.00	0.00	0.00	0.00	264.21	295.00	(30.79)
Soldotna High	0.00	0.00	0.00	0.00	0.00	0.00	0.00	0.00	0.00	0.00	172.40	124.40	134.80	108.30	539.90	531.00	8.90
Soldotna Middle	0.00	0.00	0.00	0.00	0.00	0.00	0.00	0.00	182.19	189.85	0.00	0.00	0.00	0.00	372.04	367.00	5.04
Soldotna Montessori Charter	0.00	23.00	24.00	23.00	23.00	24.50	27.00	22.00	0.00	0.00	0.00	0.00	0.00	0.00	166.50	165.00	1.50
Sterling	1.00	25.00	40.00	27.00	25.50	25.00	29.00	27.00	0.00	0.00	0.00	0.00	0.00	0.00	199.50	208.00	(8.50)
Susan B English	0.00	4.00	1.00	2.00	2.00	2.00	3.00	5.00	1.00	5.00	4.00	11.00	4.00	4.00	48.00	48.00	0.00
Tebughna	0.00	4.80	4.30	1.00	3.30	2.00	2.30	7.00	2.00	2.00	4.00	1.00	1.00	1.00	35.70	35.00	0.70
Tustumena	0.59	24.50	28.70	24.00	21.25	23.00	23.95	21.70	0.00	0.00	0.00	0.00	0.00	0.00	167.69	180.00	(12.31)
Voznesenka	0.00	11.00	3.00	8.00	5.00	7.00	5.00	5.00	11.00	13.00	8.00	11.00	9.75	7.00	103.75	110.00	(6.25)
West Homer	0.00	0.00	0.00	0.00	57.40	55.60	55.75	63.50	0.00	0.00	0.00	0.00	0.00	0.00	232.25	232.00	0.25
	21.92	691.15	667.15	659.80	644.10	661.80	669.95	650.05	671.19	636.41	696.30	682.86	731.84	676.00	8,760.52	8,932.00	(171.48)

FY13 OASIS to FY13 Enrollment

	Pre K	K	1	2	3	4	5	6	7	8	9	10	11	12	Total OASIS	FY13 on 10/26/12	Difference
Aurora Borealis	0.00	23.70	21.40	22.00	25.00	24.00	22.00	22.00	18.00	10.05	0.00	0.00	0.00	0.00	188.15	186.00	2.15
Chapman	0.56	14.50	16.25	8.40	10.00	12.50	7.00	12.00	8.84	8.00	0.00	0.00	0.00	0.00	98.05	115.00	(16.95)
Connections	0.00	62.25	41.00	67.20	56.10	56.30	63.25	64.25	61.88	69.51	67.74	65.54	69.35	92.08	836.44	918.00	(81.56)
Cooper Landing	0.00	1.00	2.00	3.50	0.00	2.00	0.05	1.00	1.00	0.00	0.00	1.00	0.00	0.00	11.55	12.00	(0.45)
Fireweed Academy	0.00	9.75	27.00	14.00	11.00	14.50	14.25	19.00	0.00	0.00	0.00	0.00	0.00	0.00	109.50	108.00	1.50
Homer Flex	0.00	0.00	0.00	0.00	0.00	0.00	0.00	0.00	0.00	0.00	4.25	7.40	8.35	8.30	28.30	33.00	(4.70)
Homer High	0.00	0.00	0.00	0.00	0.00	0.00	0.00	0.00	0.00	0.00	104.56	119.21	96.50	86.34	406.62	384.00	22.62
Homer Middle	0.00	0.00	0.00	0.00	0.00	0.00	0.00	0.00	90.00	93.75	0.00	0.00	0.00	0.00	183.75	182.00	1.75
Hope	0.00	1.90	1.00	1.00	2.00	0.90	1.00	1.00	0.00	1.00	1.00	1.00	3.00	2.00	16.80	17.00	(0.20)
Kachemak Selo	0.00	2.00	4.00	6.00	6.00	9.00	3.00	7.00	6.00	4.00	3.00	7.00	5.00	2.00	64.00	64.00	0.00
Kaleidoscope Charter	0.00	36.15	35.90	36.00	36.00	36.00	41.00	32.00	0.00	0.00	0.00	0.00	0.00	0.00	253.05	252.00	1.05
K-Beach	1.00	49.90	57.65	47.45	64.05	49.00	58.35	46.50	0.00	0.00	0.00	0.00	0.00	0.00	373.90	374.00	(0.10)
Kenai Alternative	3.25	0.00	0.00	0.00	0.00	0.00	0.00	0.00	0.00	0.00	0.00	2.00	26.35	46.63	78.23	83.00	(4.78)
Kenai Central High	0.00	0.00	0.00	0.00	0.00	0.00	0.00	0.00	0.00	0.00	144.10	135.75	128.50	113.90	522.25	511.00	11.25
Kenai Middle	0.00	0.00	0.00	0.00	0.00	0.00	0.00	114.85	110.04	149.39	0.00	0.00	0.00	0.00	374.28	367.00	7.27
Marathon	0.00	0.00	0.00	0.00	0.00	0.00	0.00	0.00	0.00	0.00	1.00	1.00	0.50	7.50	10.00	4.00	6.00
McNeil Canyon	0.00	21.85	19.50	13.00	25.00	24.00	12.00	22.00	0.00	0.00	0.00	0.00	0.00	0.00	137.35	136.00	1.35
Moose Pass	0.00	3.00	4.00	3.00	1.00	2.00	3.00	1.00	0.00	0.00	0.00	0.00	0.00	0.00	17.00	17.00	0.00
Mountain View	1.75	83.85	63.95	72.55	71.85	86.15	73.80	0.00	0.00	0.00	0.00	0.00	0.00	0.00	453.90	468.00	(14.10)
Nanwalek	0.03	4.00	10.00	10.00	11.00	5.00	7.75	3.70	5.00	4.00	5.00	5.00	6.65	3.00	80.13	79.00	1.13
Nikiski Middle/Senior	0.00	0.00	0.00	0.00	0.00	0.00	0.00	61.40	43.00	61.15	65.95	60.50	42.10	54.66	388.76	384.00	4.76
Nikiski North Star	0.50	60.20	55.80	57.20	56.00	54.40	56.10	0.00	0.00	0.00	0.00	0.00	0.00	0.00	340.20	360.00	(19.80)
Nikolaevsk	0.00	3.00	6.00	2.00	9.00	7.00	8.00	2.00	10.00	3.00	9.00	3.00	3.50	5.50	71.00	70.00	1.00
Ninilchik	0.16	7.00	8.00	11.00	13.00	9.00	13.10	10.35	10.00	14.65	17.75	11.43	10.15	8.00	143.59	141.00	2.59
Paul Banks	3.66	54.40	57.25	58.00	0.00	0.00	0.00	0.00	0.00	0.00	0.00	0.00	0.00	0.00	173.31	194.00	(20.69)
Port Graham	0.00	3.00	1.00	3.00	1.00	1.00	1.00	1.00	1.00	2.00	1.00	1.00	2.00	1.00	19.00	19.00	0.00
Razdolna	0.00	14.00	4.00	9.00	10.00	8.00	5.00	9.00	1.00	5.00	3.50	4.00	4.00	1.00	77.50	76.00	1.50
Redoubt	1.00	48.45	54.65	58.25	57.65	64.85	53.00	52.50	0.00	0.00	0.00	0.00	0.00	0.00	390.35	409.00	(18.65)
River City Academy	0.00	0.00	0.00	0.00	0.00	0.00	0.00	0.00	9.45	20.20	18.00	12.90	8.00	7.00	75.55	76.00	(0.45)
Seward Elem	3.25	61.65	46.25	33.25	40.00	48.00	42.30	33.30	0.00	0.00	0.00	0.00	0.00	0.00	308.00	336.00	(28.00)
Seward High	0.00	0.00	0.00	0.00	0.00	0.00	0.00	0.00	0.00	0.00	42.25	50.55	41.45	48.40	182.65	182.00	0.65
Seward Middle	0.00	0.00	0.00	0.00	0.00	0.00	0.00	0.00	42.25	40.00	0.00	0.00	0.00	0.00	82.25	83.00	(0.75)
Skyview	0.00	0.00	0.00	0.00	0.00	0.00	0.00	0.00	0.00	0.00	69.25	96.13	90.30	76.61	332.29	323.00	9.29
Soldotna Elem	5.75	40.25	41.10	35.80	39.70	33.00	33.25	31.25	0.00	0.00	0.00	0.00	0.00	0.00	260.10	293.00	(32.90)
Soldotna High	0.00	0.00	0.00	0.00	0.00	0.00	0.00	0.00	0.00	0.00	119.75	133.00	106.28	128.10	487.13	472.00	15.13
Soldotna Middle	0.00	0.00	0.00	0.00	0.00	0.00	0.00	0.00	193.50	217.75	0.00	0.00	0.00	0.00	411.25	404.00	7.25
Soldotna Montessori Charter	0.00	22.70	23.95	24.70	25.00	26.00	24.00	19.70	0.00	0.00	0.00	0.00	0.00	0.00	166.05	164.00	2.05
Sterling	1.44	28.75	27.55	24.00	23.00	31.30	22.00	17.95	0.00	0.00	0.00	0.00	0.00	0.00	175.99	189.00	(13.01)
Susan B English	0.00	1.00	2.00	2.00	2.00	3.00	5.00	1.00	6.00	2.00	10.25	2.50	4.00	0.00	40.75	40.00	0.75
Tebughna	0.25	5.00	1.00	3.00	3.00	2.00	6.00	3.00	1.00	9.00	2.00	2.00	2.00	0.00	39.25	40.00	(0.75)
Tustumena	0.39	25.00	21.75	21.00	23.75	20.00	18.00	24.95	0.00	0.00	0.00	0.00	0.00	0.00	154.84	162.00	(7.16)
Voznesenka	0.00	3.00	8.00	5.00	5.00	4.00	4.00	9.00	13.00	8.00	12.00	10.00	6.78	11.00	98.78	107.00	(8.22)
West Homer	0.00	0.00	0.00	0.00	61.00	54.25	63.25	51.75	0.00	0.00	0.00	0.00	0.00	0.00	230.25	231.00	(0.75)
	22.99	691.25	661.95	651.30	688.10	687.15	660.45	674.45	630.95	722.45	701.35	731.90	664.75	703.02	8,892.06	9065.00	(172.94)

FY12 OASIS to FY12 Enrollment

	Pre K	K	1	2	3	4	5	6	7	8	9	10	11	12	Total OASIS	FY12 on 10/24/11	Difference
Aurora Borealis	0.00	23.90	23.70	24.00	24.00	23.00	23.00	21.00	17.00	13.70	0.00	0.00	0.00	0.00	193.30	194.00	(0.70)
Chapman	0.00	17.00	13.00	10.00	13.00	8.00	12.85	9.45	7.27	10.26	0.00	0.00	0.00	0.00	100.83	123.00	(22.17)
Connections	0.00	38.00	54.25	51.50	43.25	61.00	61.20	49.16	58.62	75.75	61.03	71.30	87.28	108.50	820.84	901.00	(80.16)
Cooper Landing	0.00	2.00	3.00	0.00	2.00	0.00	1.00	1.00	0.00	0.00	0.00	1.00	0.00	0.00	10.00	10.00	0.00
Fireweed Academy	0.00	25.90	20.70	7.45	17.00	17.00	19.00	23.00	0.00	0.00	0.00	0.00	0.00	0.00	130.05	130.00	0.05
Homer Flex	0.00	0.00	0.00	0.00	0.00	0.00	0.00	0.00	0.00	0.00	1.00	7.50	9.35	17.25	35.10	37.00	(1.90)
Homer High	0.00	0.00	0.00	0.00	0.00	0.00	0.00	0.00	0.00	0.00	116.82	100.88	83.50	106.85	408.05	393.00	15.05
Homer Middle	0.00	0.00	0.00	0.00	0.00	0.00	0.00	0.00	96.80	95.65	0.00	0.00	0.00	0.00	192.45	190.00	2.45
Hope	0.00	1.00	1.00	2.00	0.00	1.00	1.00	0.00	1.00	0.00	1.00	2.00	2.00	0.00	12.00	12.00	0.00
Kachemak Selo	0.00	4.00	6.00	7.00	9.00	3.00	9.00	7.00	4.00	5.00	8.00	4.00	2.00	7.00	75.00	75.00	0.00
Kaleidoscope Charter	0.00	36.60	36.95	34.90	36.00	36.95	42.80	24.40	0.00	0.00	0.00	0.00	0.00	0.00	248.60	248.00	0.60
K-Beach	0.50	50.45	56.25	59.80	51.35	59.60	67.85	58.60	0.00	0.00	0.00	0.00	0.00	0.00	404.40	405.00	(0.60)
Kenai Alternative	7.25	0.00	0.00	0.00	0.00	0.00	0.00	0.00	0.00	0.00	0.00	3.35	19.40	50.43	80.43	92.00	(11.57)
Kenai Central High	0.00	0.00	0.00	0.00	0.00	0.00	0.00	0.00	0.00	0.00	135.90	141.25	128.40	120.30	525.85	514.00	11.85
Kenai Middle	0.00	0.00	0.00	0.00	0.00	0.00	0.00	93.35	143.18	125.20	0.00	0.00	0.00	0.00	361.73	357.00	4.73
Marathon *	0.00	0.00	0.00	0.00	0.00	0.00	0.00	0.00	0.20	0.00	2.00	0.00	0.90	6.90	10.00	5.00	5.00
McNeil Canyon	0.00	18.00	11.00	19.00	24.00	16.00	19.00	19.00	0.00	0.00	0.00	0.00	0.00	0.00	126.00	126.00	0.00
Moose Pass	0.00	3.00	1.00	2.00	2.00	3.00	1.00	4.00	2.00	0.00	0.00	0.00	0.00	0.00	18.00	18.00	0.00
Mountain View	1.75	62.00	82.55	64.35	78.70	74.75	71.20	0.00	0.00	0.00	0.00	0.00	0.00	0.00	435.30	460.00	(24.70)
Nanwalek	0.00	10.00	10.00	8.25	5.00	7.00	6.00	5.00	3.00	4.00	5.65	8.00	3.00	3.35	78.25	78.00	0.25
Nikiski Middle/Senior	0.00	0.00	0.00	0.00	0.00	0.00	0.00	39.20	59.80	67.00	61.30	49.45	67.10	52.93	396.78	392.00	4.78
Nikiski North Star	1.16	63.40	54.10	54.15	57.65	54.95	62.10	0.00	0.00	0.00	0.00	0.00	0.00	0.00	347.51	369.00	(21.49)
Nikolaevsk	0.00	5.00	2.00	9.00	7.00	8.00	2.00	10.00	3.00	10.00	4.00	5.00	5.50	0.00	70.50	70.00	0.50
Ninilchik	0.25	8.00	11.00	15.00	7.00	15.25	12.15	12.10	17.25	16.00	12.85	12.95	11.35	13.50	164.65	161.00	3.65
Paul Banks	2.25	49.00	50.00	61.70	0.00	0.00	0.00	0.00	0.00	0.00	0.00	0.00	0.00	0.00	162.95	169.00	(6.05)
Port Graham	0.00	2.00	4.00	2.00	1.00	1.00	2.00	1.00	2.00	1.00	0.00	1.00	1.00	3.40	21.40	21.00	0.40
Razdolna	0.00	4.00	9.00	10.00	8.00	5.00	9.00	1.00	4.00	5.00	5.00	3.50	1.00	0.00	64.50	63.00	1.50
Redoubt	0.04	58.30	49.30	57.85	57.50	46.25	53.25	48.57	0.00	0.00	0.00	0.00	0.00	0.00	371.06	388.00	(16.94)
River City Academy	0.00	0.00	0.00	0.00	0.00	0.00	0.00	0.00	15.00	15.50	15.25	13.30	8.40	4.00	71.45	73.00	(1.55)
Seward Elem	2.69	45.45	29.45	46.40	43.50	41.00	36.00	35.00	0.00	0.00	0.00	0.00	0.00	0.00	279.49	286.00	(6.51)
Seward High	0.00	0.00	0.00	0.00	0.00	0.00	0.00	0.00	0.00	0.00	50.00	41.80	41.95	43.56	177.31	177.00	0.31
Seward Middle	0.00	0.00	0.00	0.00	0.00	0.00	0.00	0.00	38.37	41.15	0.00	0.00	0.00	0.00	79.52	78.00	1.52
Skyview	0.00	0.00	0.00	0.00	0.00	0.00	0.00	0.00	0.00	0.00	95.60	87.55	89.25	97.25	369.65	363.00	6.65
Soldotna Elem	9.36	48.75	39.10	42.65	38.00	33.15	26.00	33.59	0.00	0.00	0.00	0.00	0.00	0.00	270.60	291.00	(20.40)
Soldotna High	0.00	0.00	0.00	0.00	0.00	0.00	0.00	0.00	0.00	0.00	135.05	119.98	128.12	121.75	504.90	494.00	10.90
Soldotna Middle	0.00	0.00	0.00	0.00	0.00	0.00	0.00	0.00	216.85	185.00	0.00	0.00	0.00	0.00	401.85	401.00	0.85
Soldotna Montessori Charter	0.00	23.00	23.00	24.00	25.25	23.00	23.00	25.00	0.00	0.00	0.00	0.00	0.00	0.00	166.25	165.00	1.25
Spring Creek	0.00	0.00	0.00	0.00	0.00	0.00	0.00	0.00	0.00	0.00	0.00	0.00	0.00	55.00	55.00	11.00	44.00
Sterling	1.57	29.70	26.00	20.25	27.00	20.00	16.70	21.00	0.00	0.00	0.00	0.00	0.00	0.00	162.22	167.00	(4.78)
Susan B English	0.25	3.00	2.00	3.00	3.00	5.00	1.00	6.00	3.00	8.25	3.50	4.00	0.25	1.25	43.50	43.00	0.50
Tebughna	0.50	0.00	3.00	3.00	3.80	6.00	5.00	1.00	8.00	3.00	3.00	1.00	1.35	0.00	38.65	41.00	(2.35)
Tustumena	0.00	23.00	27.00	20.00	20.00	19.00	29.00	21.00	0.00	0.00	0.00	0.00	0.00	0.00	159.00	169.00	(10.00)
Voznesenka	0.00	9.20	5.00	5.20	4.00	3.20	8.00	10.15	7.85	12.00	9.85	7.00	12.00	9.00	102.45	102.00	0.45
West Homer	0.00	0.00	0.00	0.00	50.70	64.50	52.25	54.75	0.00	0.00	0.00	0.00	0.00	0.00	222.20	221.00	1.20
	27.57	663.65	653.35	664.45	658.70	655.60	672.35	634.32	708.19	693.46	726.80	685.81	703.10	822.22	8,969.57	9,083.00	(113.43)

* Name change in FY12

FY11 OASIS to FY11 Enrollment

	Pre K	K	1	2	3	4	5	6	7	8	9	10	11	12	Total OASIS	FY11 on 10/22/10	Difference
Aurora Borealis	0.00	23.00	24.00	23.00	23.00	23.00	20.00	20.00	15.60	11.00	0.00	0.00	0.00	0.00	182.60	183.00	(0.40)
Chapman	0.00	11.01	10.15	13.80	8.75	14.00	8.00	8.00	9.50	6.00	0.00	0.00	0.00	0.00	89.21	101.00	(11.79)
Connections	0.00	64.05	51.10	51.20	58.85	59.95	51.15	58.50	78.10	79.47	61.80	79.51	83.07	111.18	887.93	975.00	(87.07)
Cooper Landing	0.00	3.00	0.00	2.00	1.00	1.00	2.00	0.00	0.00	0.00	0.00	1.00	0.00	0.00	10.00	10.00	0.00
Fireweed Academy	0.00	18.55	10.00	11.00	15.00	16.00	22.00	23.00	0.00	0.00	0.00	0.00	0.00	0.00	115.55	115.00	0.55
Homer Flex	0.00	0.00	0.00	0.00	0.00	0.00	0.00	0.00	0.00	0.00	6.00	3.10	10.20	7.65	26.95	25.00	1.95
Homer High	0.00	0.00	0.00	0.00	0.00	0.00	0.00	0.00	0.00	0.00	98.06	96.41	104.00	86.46	384.93	376.00	8.93
Homer Middle	0.00	0.00	0.00	0.00	0.00	0.00	0.00	0.00	101.55	119.50	0.00	0.00	0.00	0.00	221.05	215.00	6.05
Hope	0.00	0.00	3.00	0.00	2.00	0.00	0.00	1.00	0.00	1.00	1.00	2.00	0.00	3.00	13.00	13.00	0.00
Kachemak Selo	0.00	7.00	10.00	9.00	4.00	9.00	7.70	5.00	6.70	8.00	6.00	3.00	7.00	2.00	84.40	91.00	(6.60)
Kaleidoscope Charter	0.00	36.00	36.50	35.50	36.00	36.00	36.00	30.00	0.00	0.00	0.00	0.00	0.00	0.00	246.00	246.00	0.00
K-Beach	0.00	61.95	59.00	53.75	58.95	67.35	68.25	57.25	0.00	0.00	0.00	0.00	0.00	0.00	426.50	427.00	(0.50)
Kenai Alternative	6.90	0.00	0.00	0.00	0.00	0.00	0.00	0.00	0.00	0.00	0.00	2.50	35.35	50.26	95.01	106.00	(10.99)
Kenai Central High	0.00	0.00	0.00	0.00	0.00	0.00	0.00	0.00	0.00	0.00	148.05	133.40	137.72	93.88	513.05	505.00	8.05
Kenai Middle	0.00	0.00	0.00	0.00	0.00	0.00	0.00	102.55	136.35	131.95	0.00	0.00	0.00	0.00	370.85	367.00	3.85
Marathon *	0.00	0.00	0.00	0.00	0.00	0.00	0.00	0.00	0.00	0.00	0.00	0.65	3.50	5.85	10.00	4.00	6.00
McNeil Canyon	0.00	10.65	19.75	24.50	16.90	18.65	17.00	14.00	0.00	0.00	0.00	0.00	0.00	0.00	121.45	120.00	1.45
Moose Pass	0.00	2.00	3.25	2.00	2.00	2.00	3.25	1.35	0.00	0.00	0.00	0.00	0.00	0.00	15.85	16.00	(0.15)
Mountain View	0.00	82.50	68.70	77.45	71.45	79.05	61.75	0.00	0.00	0.00	0.00	0.00	0.00	0.00	440.90	453.00	(12.10)
Nanwalek	0.00	9.80	9.00	6.00	5.00	5.00	5.00	3.95	4.00	7.00	7.00	3.00	2.00	13.00	79.75	80.00	(0.25)
Nikiski Middle/Senior	0.00	0.00	0.00	0.00	0.00	0.00	0.00	0.00	61.30	68.90	49.40	82.50	57.10	64.25	383.45	370.00	13.45
Nikiski North Star	0.00	54.00	52.25	57.05	55.25	57.70	50.30	63.99	0.00	0.00	0.00	0.00	0.00	0.00	390.54	417.00	(26.46)
Nikolaevsk	0.00	2.00	10.00	5.50	8.00	2.00	10.00	5.00	9.00	3.00	5.25	6.00	1.00	4.00	70.75	70.00	0.75
Ninilchik	0.00	13.50	16.65	9.40	19.00	11.00	14.45	19.90	15.45	9.00	16.00	13.90	14.80	12.25	185.30	186.00	(0.70)
Paul Banks	0.00	62.14	63.45	50.00	0.00	0.00	0.00	0.00	0.00	0.00	0.00	0.00	0.00	0.00	175.59	185.00	(9.41)
Port Graham	0.00	4.00	1.00	1.00	1.00	2.00	1.00	2.00	1.00	1.00	2.00	1.00	2.00	1.00	20.00	20.00	0.00
Razdolna	0.00	7.00	10.00	8.00	5.00	8.00	2.00	4.00	6.00	3.00	6.00	2.00	1.00	1.00	63.00	63.00	0.00
Redoubt	0.00	47.48	55.05	52.90	52.45	51.00	44.50	72.00	0.00	0.00	0.00	0.00	0.00	0.00	375.38	393.00	(17.62)
River City Academy	0.00	0.00	0.00	0.00	0.00	0.00	0.00	0.00	9.25	13.00	13.55	14.45	9.00	6.00	65.25	64.00	1.25
Seward Elem	0.00	34.93	42.70	47.25	42.00	31.95	35.00	37.00	0.00	0.00	0.00	0.00	0.00	0.00	270.83	278.00	(7.17)
Seward High	0.00	0.00	0.00	0.00	0.00	0.00	0.00	0.00	0.00	0.00	43.00	39.00	42.00	42.00	166.00	165.00	1.00
Seward Middle	0.00	0.00	0.00	0.00	0.00	0.00	0.00	0.00	45.00	48.80	0.00	0.00	0.00	0.00	93.80	94.00	(0.20)
Skyview	0.00	0.00	0.00	0.00	0.00	0.00	0.00	0.00	0.00	0.00	87.80	83.70	98.10	69.90	339.50	333.00	6.50
Soldotna Elem	0.00	48.53	37.65	40.65	34.75	28.00	32.15	26.00	0.00	0.00	0.00	0.00	0.00	0.00	247.73	286.00	(38.27)
Soldotna High	0.00	0.00	0.00	0.00	0.00	0.00	0.00	0.00	0.00	0.00	130.55	139.85	123.20	132.35	525.95	508.00	17.95
Soldotna Middle	0.00	0.00	0.00	0.00	0.00	0.00	0.00	0.00	175.65	199.16	0.00	0.00	0.00	0.00	374.81	371.00	3.81
Soldotna Montessori Charter	0.00	23.00	24.00	23.00	20.80	23.00	23.25	24.00	0.00	0.00	0.00	0.00	0.00	0.00	161.05	160.00	1.05
Spring Creek	0.00	0.00	0.00	0.00	0.00	0.00	0.00	0.00	0.00	0.00	0.00	2.30	3.45	49.25	55.00	19.00	36.00
Sterling	0.00	25.35	17.15	22.45	23.35	12.00	26.20	28.00	0.00	0.00	0.00	0.00	0.00	0.00	154.50	154.00	0.50
Susan B English	0.00	2.50	2.00	3.00	5.00	2.00	6.00	5.00	8.70	4.25	4.85	2.45	2.45	1.00	49.20	46.00	3.20
Tebughna	0.00	2.50	3.00	3.00	6.00	4.00	1.00	8.00	2.00	2.00	1.00	1.00	0.00	1.00	34.50	35.00	(0.50)
Tustumena	0.00	20.35	21.45	19.80	20.35	26.45	21.65	19.75	0.00	0.00	0.00	0.00	0.00	0.00	149.80	157.00	(7.20)
Voznesenka	0.00	5.00	5.05	4.45	3.00	7.45	8.05	5.00	11.45	11.00	8.00	11.00	10.00	7.00	96.45	104.00	(7.55)
West Homer	0.00	0.00	0.00	0.00	67.85	59.85	52.00	62.00	0.00	0.00	0.00	0.00	0.00	0.00	241.70	242.00	(0.30)
	6.90	681.79	665.85	656.65	666.70	657.40	629.65	706.24	696.60	727.03	695.31	723.72	746.94	764.28	9,025.06	9,148.00	(122.94)

* Name change in FY12

FY10 OASIS to FY10 Enrollment

	Pre K	K	1	2	3	4	5	6	7	8	9	10	11	12	Total OASIS	FY10 on 10/23/09	Difference
Aurora Borealis	0.00	24.00	23.00	22.00	22.00	21.00	20.00	20.00	11.00	19.00	0.00	0.00	0.00	0.00	182.00	182.00	0.00
Chapman	0.00	7.25	12.70	9.00	15.00	7.75	9.25	15.50	5.75	9.00	0.00	0.00	0.00	0.00	91.20	92.00	(0.80)
Connections	0.00	65.52	44.20	70.20	58.60	64.35	67.19	75.82	85.15	69.35	92.00	89.40	100.72	76.30	958.80	1062.00	(103.20)
Cooper Landing	0.00	0.00	2.00	0.00	1.00	0.25	2.00	0.00	0.00	1.00	0.00	0.00	0.00	0.00	6.25	6.00	0.25
Fireweed Academy	0.00	0.00	0.00	0.00	15.75	22.00	19.75	17.95	0.00	0.00	0.00	0.00	0.00	0.00	75.45	75.00	0.45
Homer Flex	0.00	0.00	0.00	0.00	0.00	0.00	0.00	0.00	0.00	0.00	4.65	9.05	11.90	9.85	35.45	37.00	(1.55)
Homer High	0.00	0.00	0.00	0.00	0.00	0.00	0.00	0.00	0.00	0.00	106.92	116.70	86.90	87.08	397.60	375.00	22.60
Homer Middle	0.00	0.00	0.00	0.00	0.00	0.00	0.00	0.00	115.70	92.80	0.00	0.00	0.00	0.00	208.50	202.00	6.50
Hope	0.00	2.00	0.00	0.00	1.00	0.00	1.25	0.00	1.25	2.00	3.00	0.00	3.00	2.00	15.50	17.00	(1.50)
Kachemak Selo	0.00	10.00	9.00	5.00	8.00	9.00	5.00	7.00	8.35	5.00	3.00	6.35	2.00	5.00	82.70	89.00	(6.30)
Kaleidoscope Charter	0.00	36.00	36.00	35.95	36.00	36.00	44.00	24.00	0.00	0.00	0.00	0.00	0.00	0.00	247.95	248.00	(0.05)
K-Beach	0.00	62.73	55.45	62.85	61.00	62.26	71.40	58.86	0.00	0.00	0.00	0.00	0.00	0.00	434.55	433.00	1.55
Kenai Alternative	5.96	0.00	0.00	0.00	0.00	0.00	0.00	0.00	0.00	0.00	12.38	12.21	16.10	34.55	81.20	93.00	(11.80)
Kenai Central High	0.00	0.00	0.00	0.00	0.00	0.00	0.00	0.00	0.00	0.00	156.76	151.42	118.71	105.86	532.75	524.00	8.75
Kenai Middle	0.00	0.00	0.00	0.00	0.00	0.00	0.00	95.95	127.80	137.00	0.00	0.00	0.00	0.00	360.75	360.00	0.75
Kenai Youth Facility	0.00	0.00	0.00	0.00	0.00	0.00	0.00	0.00	0.00	3.00	2.00	2.00	2.00	1.00	10.00	7.00	3.00
McNeil Canyon	0.00	18.00	23.00	23.00	20.41	18.00	13.00	21.02	0.00	0.00	0.00	0.00	0.00	0.00	136.43	136.00	0.43
Moose Pass	0.00	3.25	3.00	1.25	1.25	4.00	1.00	2.00	0.00	0.00	0.00	0.00	0.00	0.00	15.75	15.00	0.75
Mountain View	0.00	74.45	72.35	72.80	81.70	61.80	70.10	1.00	0.00	0.00	0.00	0.00	0.00	0.00	434.20	431.00	3.20
Nanwalek	0.00	8.00	6.00	5.25	5.00	4.35	3.00	4.00	7.00	6.00	5.00	4.50	9.75	3.00	70.85	74.00	(3.15)
Nikiski Middle/Senior	0.00	0.00	0.00	0.00	0.00	0.00	0.00	0.00	65.45	50.05	87.70	64.70	61.45	33.60	362.95	351.00	11.95
Nikiski North Star	0.00	48.80	58.45	51.00	59.95	44.80	61.25	55.25	0.00	0.00	0.00	0.00	0.00	0.00	379.50	403.00	(23.50)
Nikolaevsk	0.00	10.75	6.00	7.00	2.00	9.00	4.00	8.00	3.00	5.00	7.00	2.00	3.00	5.75	72.50	70.00	2.50
Ninilchik	0.00	16.25	7.85	15.85	10.00	13.00	16.50	17.00	6.66	12.00	13.75	13.25	13.00	14.76	169.87	171.00	(1.13)
Paul Banks	0.00	77.36	61.50	83.26	0.00	0.00	0.00	0.00	0.00	0.00	0.00	0.00	0.00	0.00	222.12	228.00	(5.88)
Port Graham	0.00	1.00	1.00	1.00	2.00	1.00	2.00	0.00	1.00	1.00	1.00	3.00	1.00	0.00	15.00	15.00	0.00
Razdolna	0.00	9.00	8.00	5.00	6.00	2.00	3.00	5.00	0.00	0.00	0.00	0.00	0.00	0.00	38.00	37.00	1.00
Redoubt	0.00	50.05	50.65	50.25	54.70	47.25	74.00	46.95	0.00	0.00	0.00	0.00	0.00	0.00	373.85	371.00	2.85
River City Academy	0.00	0.00	0.00	0.00	0.00	0.00	0.00	0.00	7.20	11.40	6.15	13.15	8.90	8.00	54.80	56.00	(1.20)
Seward Elem	0.00	46.75	48.00	43.00	34.05	32.80	37.75	36.25	0.00	0.00	0.00	0.00	0.00	0.00	278.60	276.00	2.60
Seward High	0.00	0.00	0.00	0.00	0.00	0.00	0.00	0.00	0.00	0.00	41.80	45.70	49.25	44.25	181.00	178.00	3.00
Seward Middle	0.00	0.00	0.00	0.00	0.00	0.00	0.00	0.00	49.30	41.85	0.00	0.00	0.00	0.00	91.15	91.00	0.15
Skyview	0.00	0.00	0.00	0.00	0.00	0.00	0.00	0.00	0.00	0.00	100.00	121.56	83.23	89.35	394.14	377.00	17.14
Soldotna Elem	0.00	46.30	44.15	35.25	27.55	39.10	24.57	31.25	0.00	0.00	0.00	0.00	0.00	0.00	248.17	266.00	(17.83)
Soldotna High	0.00	0.00	0.00	0.00	0.00	0.00	0.00	0.00	0.00	0.00	145.20	124.90	132.95	148.50	551.55	534.00	17.55
Soldotna Middle	0.00	0.00	0.00	0.00	0.00	0.00	0.00	0.00	216.35	204.85	0.00	0.00	0.00	0.00	421.20	412.00	9.20
Soldotna Montessori Charter	0.00	23.00	22.45	21.00	25.00	24.00	24.00	20.00	0.00	0.00	0.00	0.00	0.00	0.00	159.45	160.00	(0.55)
Spring Creek	0.00	0.00	0.00	0.00	0.00	0.00	0.00	0.00	0.00	0.00	14.00	14.00	14.00	13.00	55.00	21.00	34.00
Sterling	0.00	14.06	16.00	22.25	11.00	25.25	27.00	19.25	0.00	0.00	0.00	0.00	0.00	0.00	134.81	134.00	0.81
Susan B English	0.00	1.00	2.00	3.00	1.00	5.00	3.00	11.00	3.00	4.00	3.75	4.25	0.00	5.00	46.00	45.00	1.00
Tebughna	0.00	2.00	2.00	5.00	3.00	1.00	7.00	2.00	2.00	3.00	2.00	0.00	0.00	1.00	30.00	30.00	0.00
Tustumena	0.00	27.35	22.35	18.35	25.00	17.45	18.80	22.20	0.00	0.00	0.00	0.00	0.00	0.00	151.50	150.00	1.50
Voznesenka	0.00	6.00	4.00	2.00	8.00	8.00	5.00	9.00	10.00	8.00	12.00	10.00	8.50	9.00	99.50	100.00	(0.50)
West Homer	0.00	0.00	0.00	0.00	57.12	59.65	62.25	57.11	0.00	0.00	0.00	0.00	0.00	0.00	236.13	236.00	0.13
	5.96	690.87	641.10	670.51	653.08	640.06	697.06	683.36	725.96	685.30	820.06	808.14	726.36	696.85	9,144.67	9,170.00	(25.33)

FY09 OASIS to FY09 Enrollment

	Pre K	K	1	2	3	4	5	6	7	8	9	10	11	12	Total OASIS	FY09 on 10/20/08	Difference
Aurora Borealis	0.00	24.00	24.00	23.00	22.00	22.00	21.00	15.00	19.00	14.00	0.00	0.00	0.00	0.00	184.00	184.00	0.00
Chapman	0.00	12.05	10.00	13.70	7.80	12.25	13.50	8.15	13.00	5.00	0.00	0.00	0.00	0.00	95.45	94.00	1.45
Connections	0.00	54.08	65.75	64.65	58.87	60.46	64.00	66.65	61.95	59.75	84.57	92.68	81.05	79.14	893.60	965.00	(71.40)
Cooper Landing	0.00	2.00	3.00	2.00	0.25	1.75	0.00	0.00	1.00	1.00	0.00	0.00	0.00	0.00	11.00	11.00	0.00
Fireweed Academy	0.00	0.00	0.00	0.00	16.00	19.00	15.00	22.75	0.00	0.00	0.00	0.00	0.00	0.00	72.75	73.00	(0.25)
Homer Flex	0.00	0.00	0.00	0.00	0.00	0.00	0.00	0.00	0.00	0.00	5.40	12.45	9.65	8.80	36.30	35.00	1.30
Homer High	0.00	0.00	0.00	0.00	0.00	0.00	0.00	0.00	0.00	0.00	123.50	103.30	98.85	102.20	427.85	407.00	20.85
Homer Middle	0.00	0.00	0.00	0.00	0.00	0.00	0.00	0.00	91.00	95.55	0.00	0.00	0.00	0.00	186.55	183.00	3.55
Hope	0.00	0.00	0.00	0.00	0.00	1.00	1.00	1.00	0.00	2.00	1.00	1.15	2.00	1.00	10.15	10.00	0.15
Kachemak Selo	0.00	9.00	5.00	10.00	8.00	6.00	6.00	9.00	6.00	2.00	8.00	3.00	5.00	6.00	83.00	93.00	(10.00)
Kaleidoscope Charter	0.00	36.00	36.00	36.00	36.00	45.00	30.00	14.00	0.00	0.00	0.00	0.00	0.00	0.00	233.00	233.00	0.00
K-Beach	0.00	52.37	61.40	60.25	59.60	64.70	64.65	60.60	0.00	0.00	0.00	0.00	0.00	0.00	423.57	422.00	1.57
Kenai Alternative	11.75	0.00	0.00	0.00	0.00	0.00	0.00	0.00	0.00	0.00	7.25	13.35	27.15	38.70	98.20	101.00	(2.80)
Kenai Central High	0.00	0.00	0.00	0.00	0.00	0.00	0.00	0.00	0.00	0.00	149.80	132.55	119.85	119.05	521.25	513.00	8.25
Kenai Middle	0.00	0.00	0.00	0.00	0.00	0.00	0.00	97.00	129.96	138.42	0.00	0.00	0.00	0.00	365.38	364.00	1.38
Kenai Youth Facility	0.00	0.00	0.00	0.00	0.00	0.00	0.00	0.00	0.00	3.00	2.00	2.00	2.00	1.00	10.00	16.00	(6.00)
McNeil Canyon	0.00	23.00	15.55	18.90	19.55	13.75	25.00	21.00	0.00	0.00	0.00	0.00	0.00	0.00	136.75	137.00	(0.25)
Moose Pass	0.00	3.75	3.25	2.25	6.75	2.00	5.25	4.00	1.00	1.15	0.00	0.00	0.00	0.00	29.40	29.00	0.40
Mountain View	0.00	80.10	72.25	77.85	69.40	65.95	72.00	0.00	0.00	0.00	0.00	0.00	0.00	0.00	437.55	437.00	0.55
Nanwalek	0.00	8.00	7.00	5.00	6.00	3.00	3.00	7.00	5.00	3.00	7.00	9.00	4.00	3.00	70.00	70.00	0.00
Nikiski Middle/Senior	0.00	0.00	0.00	0.00	0.00	0.00	0.00	0.00	47.45	74.75	74.50	83.55	38.85	49.75	368.85	363.00	5.85
Nikiski North Star	0.00	48.25	45.00	55.50	38.05	59.75	52.95	59.25	0.00	0.00	0.00	0.00	0.00	0.00	358.75	383.00	(24.25)
Nikolaevsk	0.00	7.00	8.45	2.00	10.00	3.00	9.00	4.00	5.00	7.00	1.85	3.00	6.00	7.00	73.30	74.00	(0.70)
Ninilchik	0.00	10.00	13.00	12.00	9.00	16.00	18.00	6.05	12.20	10.75	15.55	17.00	17.25	10.20	167.00	164.00	3.00
Paul Banks	0.00	66.80	76.85	67.00	0.00	0.00	0.00	0.00	0.00	0.00	0.00	0.00	0.00	0.00	210.65	213.00	(2.35)
Port Graham	0.00	1.00	1.00	2.00	1.00	1.00	1.00	1.00	2.00	1.00	1.00	2.00	0.00	6.00	20.00	20.00	0.00
Razdolna	0.00	8.00	5.00	7.00	2.00	4.00	5.00	2.00	3.00	3.00	3.00	3.90	2.00	1.00	48.90	49.00	(0.10)
Redoubt	0.00	59.52	43.90	53.50	45.25	66.95	45.60	63.35	0.00	0.00	0.00	0.00	0.00	0.00	378.07	378.00	0.07
River City Academy	0.00	0.00	0.00	0.00	0.00	0.00	0.00	0.00	0.00	0.00	9.85	14.25	7.95	5.00	37.05	37.00	0.05
Seward Elem	0.00	46.65	36.10	35.10	29.25	37.68	37.90	44.36	0.00	0.00	0.00	0.00	0.00	0.00	267.04	264.00	3.04
Seward High	0.00	0.00	0.00	0.00	0.00	0.00	0.00	0.00	0.00	0.00	45.70	50.90	49.25	47.20	193.05	187.00	6.05
Seward Middle	0.00	0.00	0.00	0.00	0.00	0.00	0.00	0.00	38.35	51.30	0.00	0.00	0.00	0.00	89.65	89.00	0.65
Skyview	0.00	0.00	0.00	0.00	0.00	0.00	0.00	0.00	0.00	0.00	136.40	112.00	118.55	85.99	452.94	450.00	2.94
Soldotna Elem	0.00	65.45	37.05	36.90	44.80	27.70	34.00	35.00	0.00	0.00	0.00	0.00	0.00	0.00	280.90	275.00	5.90
Soldotna High	0.00	0.00	0.00	0.00	0.00	0.00	0.00	0.00	0.00	0.00	130.55	149.65	148.70	108.15	537.05	529.00	8.05
Soldotna Middle	0.00	0.00	0.00	0.00	0.00	0.00	0.00	0.00	214.85	229.25	0.00	0.00	0.00	0.00	444.10	443.00	1.10
Soldotna Montessori Charter	0.00	23.00	23.00	22.10	24.00	24.00	21.50	24.00	0.00	0.00	0.00	0.00	0.00	0.00	161.60	161.00	0.60
Spring Creek	0.00	0.00	0.00	0.00	0.00	0.00	0.00	0.00	0.00	0.00	14.00	14.00	14.00	13.00	55.00	28.00	27.00
Sterling	0.00	19.50	22.00	13.25	24.00	25.00	22.00	32.55	0.00	0.00	0.00	0.00	0.00	0.00	158.30	160.00	(1.70)
Susan B English	0.00	3.00	4.00	1.00	7.00	4.00	11.40	3.25	5.00	4.00	4.00	1.00	7.25	6.50	61.40	59.00	2.40
Tebughna	0.00	4.00	5.00	3.00	1.00	7.85	2.00	1.00	3.00	4.00	0.00	2.25	3.00	0.20	36.30	36.00	0.30
Tustumena	0.00	19.25	20.00	25.00	21.00	23.00	22.00	24.00	0.00	0.00	0.00	0.00	0.00	0.00	154.25	154.00	0.25
Voznesenka	0.00	4.00	4.00	10.00	9.00	5.00	8.00	11.00	11.00	13.00	13.00	12.00	8.00	9.50	117.50	117.00	0.50
West Homer	0.00	0.00	0.00	0.00	66.12	60.50	60.50	71.25	0.00	0.00	0.00	0.00	0.00	0.00	258.37	256.00	2.37
	11.75	689.77	647.55	658.95	641.69	682.29	671.25	708.21	669.76	722.92	837.92	834.98	770.35	708.38	9,255.77	9,266.00	(10.23)

FY08 OASIS to FY08 Enrollment

	Pre K	K	1	2	3	4	5	6	7	8	9	10	11	12	Total OASIS	FY08 on 10/26/07	Difference
Aurora Borealis	0.00	24.00	23.00	23.00	23.00	22.00	15.00	22.00	16.00	12.00	0.00	0.00	0.00	0.00	180.00	180.00	0.00
Chapman	0.00	9.25	17.00	7.70	12.20	12.20	13.20	15.00	3.70	6.00	0.00	0.00	0.00	0.00	96.25	92.00	4.25
Connections	0.00	64.95	55.15	61.80	62.90	58.45	68.58	49.85	57.75	61.95	70.00	82.50	81.35	71.64	846.87	947.00	(100.13)
Cooper Landing	0.00	2.00	1.75	1.75	1.75	2.00	1.00	1.00	0.00	0.00	0.00	0.00	0.00	0.00	11.25	9.00	2.25
Fireweed Academy	0.00	0.00	0.00	0.00	18.00	18.00	23.70	16.00	0.00	0.00	0.00	0.00	0.00	0.00	75.70	76.00	(0.30)
Homer Flex	0.00	0.00	0.00	0.00	0.00	0.00	0.00	0.00	0.00	0.00	3.00	11.55	10.35	8.20	33.10	33.00	0.10
Homer High	0.00	0.00	0.00	0.00	0.00	0.00	0.00	0.00	0.00	0.00	122.55	116.20	109.08	105.30	453.13	428.00	25.13
Homer Middle	0.00	0.00	0.00	0.00	0.00	0.00	0.00	0.00	92.65	112.05	0.00	0.00	0.00	0.00	204.70	197.00	7.70
Hope	0.00	0.25	0.00	0.00	0.00	0.25	1.00	1.00	0.00	0.25	1.25	3.00	1.00	1.00	9.00	8.00	1.00
Kachemak Selo	0.00	7.00	10.00	8.00	7.00	6.00	10.00	6.00	4.00	8.00	4.00	7.00	6.00	3.00	86.00	94.00	(8.00)
Kaleidoscope Charter	0.00	36.00	32.00	33.00	46.00	29.00	20.00	0.00	0.00	0.00	0.00	0.00	0.00	0.00	196.00	196.00	0.00
K-Beach	0.00	62.25	62.45	58.75	58.65	64.75	69.75	64.75	0.00	0.00	0.00	0.00	0.00	0.00	441.35	441.00	0.35
Kenai Alternative	0.00	0.00	0.00	0.00	0.00	0.00	0.00	0.00	0.00	0.00	20.05	36.95	23.55	18.75	99.30	103.00	(3.70)
Kenai Central High	0.00	0.00	0.00	0.00	0.00	0.00	0.00	0.00	0.00	0.00	148.20	129.10	132.40	102.70	512.40	495.00	17.40
Kenai Middle	0.00	0.00	0.00	0.00	0.00	0.00	0.00	96.00	139.30	141.65	0.00	0.00	0.00	0.00	376.95	373.00	3.95
Kenai Youth Facility	0.00	0.00	0.00	0.00	0.00	0.00	0.00	0.00	0.00	0.00	5.25	2.75	1.00	1.00	10.00	11.00	(1.00)
McNeil Canyon	0.00	14.00	15.75	18.25	12.25	17.25	19.25	12.25	0.00	0.00	0.00	0.00	0.00	0.00	109.00	108.00	1.00
Moose Pass	0.00	2.25	1.30	6.00	1.00	4.25	5.00	5.00	3.00	0.25	0.00	0.00	0.00	0.00	28.05	27.00	1.05
Mountain View	0.00	77.82	77.10	59.30	73.50	65.20	80.15	0.00	0.00	0.00	0.00	0.00	0.00	0.00	433.07	426.00	7.07
Nanwalek	0.00	7.00	4.00	6.00	3.00	3.00	7.00	6.00	3.00	4.00	11.95	5.00	3.00	0.00	62.95	63.00	(0.05)
Nikiski Middle/Senior	0.00	0.00	0.00	0.00	0.00	0.00	0.00	0.00	74.55	66.40	76.55	49.80	60.75	51.70	379.75	374.00	5.75
Nikiski North Star	0.00	47.05	60.20	43.20	60.15	54.00	68.85	49.60	0.00	0.00	0.00	0.00	0.00	0.00	383.05	406.00	(22.95)
Nikolaevsk	0.00	7.00	2.00	8.00	3.00	6.00	2.00	5.00	5.00	0.10	4.35	6.00	7.00	0.00	55.45	55.00	0.45
Ninilchik	0.00	11.00	10.00	13.00	18.00	16.00	7.00	10.00	15.50	11.00	19.75	19.25	9.00	15.00	174.50	177.00	(2.50)
Paul Banks	0.00	87.50	62.05	65.45	0.00	0.00	0.00	0.00	0.00	0.00	0.00	0.00	0.00	0.00	215.00	219.00	(4.00)
Port Graham	0.00	1.00	2.00	2.00	2.00	2.00	1.00	2.00	1.00	2.00	2.00	1.00	7.00	0.00	25.00	25.00	0.00
Razdolna	0.00	4.00	7.00	2.00	3.00	5.00	2.00	3.00	3.00	3.00	4.00	2.00	1.00	0.00	39.00	39.00	0.00
Redoubt	0.00	37.00	56.10	45.00	66.00	50.50	55.25	58.00	0.00	0.00	0.00	0.00	0.00	0.00	367.85	367.00	0.85
River City Academy	0.00	0.00	0.00	0.00	0.00	0.00	0.00	0.00	0.00	0.00	8.10	13.80	8.50	3.15	33.55	34.00	(0.45)
Seward Elem	0.00	42.55	32.80	30.80	40.50	41.50	42.25	38.75	0.00	0.00	0.00	0.00	0.00	0.00	269.15	263.00	6.15
Seward High	0.00	0.00	0.00	0.00	0.00	0.00	0.00	0.00	0.00	0.00	49.55	59.40	52.50	47.00	208.45	205.00	3.45
Seward Middle	0.00	0.00	0.00	0.00	0.00	0.00	0.00	0.00	47.75	40.85	0.00	0.00	0.00	0.00	88.60	88.00	0.60
Skyview	0.00	0.00	0.00	0.00	0.00	0.00	0.00	0.00	0.00	0.00	119.45	133.45	111.20	100.15	464.25	459.00	5.25
Soldotna Elem	0.00	65.28	33.80	47.50	26.00	28.80	29.25	36.25	0.00	0.00	0.00	0.00	0.00	0.00	266.88	264.00	2.88
Soldotna High	0.00	0.00	0.00	0.00	0.00	0.00	0.00	0.00	0.00	0.00	161.30	158.08	116.73	115.66	551.77	538.00	13.77
Soldotna Middle	0.00	0.00	0.00	0.00	0.00	0.00	0.00	0.00	237.05	225.15	0.00	0.00	0.00	0.00	462.20	455.00	7.20
Soldotna Montessori Charter	0.00	22.00	23.00	23.70	23.23	22.75	24.00	22.00	0.00	0.00	0.00	0.00	0.00	0.00	160.68	161.00	(0.32)
Spring Creek	0.00	0.00	0.00	0.00	0.00	0.00	0.00	0.00	0.00	0.00	14.00	14.00	14.00	13.00	55.00	34.00	21.00
Sterling	0.00	24.31	15.40	26.00	30.40	19.65	36.81	17.20	0.00	0.00	0.00	0.00	0.00	0.00	169.77	169.00	0.77
Susan B English	0.00	4.95	1.00	6.00	3.95	11.25	3.50	4.00	4.25	2.00	1.00	9.00	7.75	6.75	65.40	62.00	3.40
Tebughna	0.00	6.00	3.00	2.00	8.00	3.00	1.00	2.50	4.30	0.00	1.00	0.00	1.00	0.00	31.80	32.00	(0.20)
Tustumena	0.00	17.00	22.55	22.65	22.00	23.00	20.90	30.60	0.00	0.00	0.00	0.00	0.00	0.00	158.70	157.00	1.70
Voznesenka	0.00	3.00	11.00	9.00	5.00	8.00	10.00	10.00	14.50	13.00	13.00	7.50	7.00	5.00	116.00	115.00	1.00
West Homer	0.00	0.00	0.00	0.00	58.55	63.05	63.53	57.70	0.00	0.00	0.00	0.00	0.00	0.00	242.83	240.00	2.83
	0.00	686.41	641.40	629.85	689.03	656.85	700.97	641.45	726.30	709.65	860.30	867.33	771.16	669.00	9,249.70	9,245.00	4.70

FY07 OASIS to FY07 Enrollment

	Pre K	K	1	2	3	4	5	6	7	8	9	10	11	12	Total OASIS	FY07 on 10/27/06	Difference
Aurora Borealis	0.00	24.00	23.00	22.00	22.00	17.00	22.00	20.00	14.00	14.00	0.00	0.00	0.00	0.00	178.00	178.00	0.00
Chapman	0.00	20.00	10.30	15.00	14.25	13.00	18.00	9.00	12.35	9.00	0.00	0.00	0.00	0.00	120.90	119.00	1.90
Connections	0.00	55.20	59.60	61.45	54.55	65.00	43.25	58.40	57.95	55.05	67.90	65.68	74.95	62.50	781.48	877.00	(95.52)
Cooper Landing	0.00	2.00	1.00	1.00	0.75	2.00	2.00	2.00	0.00	0.00	0.00	0.00	0.00	0.00	10.75	10.00	0.75
Fireweed Academy	0.00	0.00	0.00	0.00	15.00	23.00	15.00	12.00	1.00	0.00	0.00	0.00	0.00	0.00	66.00	66.00	0.00
Homer Flex	0.00	0.00	0.00	0.00	0.00	0.00	0.00	0.00	0.00	0.00	6.70	9.50	12.25	8.25	36.70	39.00	(2.30)
Homer High	0.00	0.00	0.00	0.00	0.00	0.00	0.00	0.00	0.00	0.00	129.75	131.82	116.85	117.80	496.22	470.00	26.22
Homer Middle	0.00	0.00	0.00	0.00	0.00	0.00	0.00	0.00	105.80	108.00	0.00	0.00	0.00	0.00	213.80	211.00	2.80
Hope	0.00	1.00	0.00	1.00	1.00	1.00	1.00	1.00	1.00	2.00	3.00	1.00	2.15	0.00	15.15	16.00	(0.85)
Kachemak Selo	0.00	10.00	8.00	7.00	6.00	10.00	6.00	4.00	8.00	4.00	7.00	7.00	4.00	0.75	81.75	89.00	(7.25)
Kaleidoscope Charter	0.00	31.00	30.00	48.00	31.00	19.00	0.00	0.00	0.00	0.00	0.00	0.00	0.00	0.00	159.00	159.00	0.00
K-Beach	0.00	64.25	63.75	61.30	68.00	62.90	69.85	63.05	0.00	0.00	0.00	0.00	0.00	0.00	453.10	446.00	7.10
Kenai Alternative	0.00	0.00	0.00	0.00	0.00	0.00	0.00	0.00	0.00	0.00	9.80	21.15	21.95	33.65	86.55	87.00	(0.45)
Kenai Central High	0.00	0.00	0.00	0.00	0.00	0.00	0.00	0.00	0.00	0.00	144.40	145.30	121.95	114.75	526.40	518.00	8.40
Kenai Middle	0.00	0.00	0.00	0.00	0.00	0.00	0.00	117.25	138.95	131.50	0.00	0.00	0.00	0.00	387.70	390.00	(2.30)
Kenai Youth Facility	0.00	0.00	0.00	0.00	0.00	0.00	0.00	0.00	0.00	0.00	5.70	2.35	1.00	0.95	10.00	13.00	(3.00)
McNeil Canyon	0.00	16.00	21.00	18.00	21.50	18.50	12.25	15.00	0.00	0.00	0.00	0.00	0.00	0.00	122.25	121.00	1.25
Moose Pass	0.00	1.25	5.00	1.00	4.00	3.00	4.70	5.00	2.00	2.70	0.00	0.00	0.00	0.00	28.65	27.00	1.65
Mountain View	0.00	0.00	0.00	0.00	70.40	72.35	90.65	0.00	0.00	0.00	0.00	0.00	0.00	0.00	233.40	236.00	(2.60)
Nanwalek	0.00	5.00	6.00	4.00	3.00	7.00	5.00	3.00	1.25	4.50	3.00	8.00	3.00	4.00	56.75	64.00	(7.25)
Nikiski Middle/Senior	0.00	0.00	0.00	0.00	0.00	0.00	0.00	0.00	70.00	70.55	62.00	66.55	55.90	58.35	383.35	376.00	7.35
Nikiski North Star	0.00	55.00	40.50	57.25	58.65	65.00	47.70	71.65	0.00	0.00	0.00	0.00	0.00	0.00	395.75	408.00	(12.25)
Nikolaevsk	0.00	4.00	9.00	3.00	5.00	2.00	6.00	5.00	1.25	3.00	7.00	7.00	0.00	7.70	59.95	60.00	(0.05)
Ninilchik	0.00	4.50	9.25	16.00	16.25	4.00	10.00	16.00	8.00	14.00	20.00	11.00	17.75	11.00	157.75	159.00	(1.25)
Paul Banks	0.00	70.32	61.45	64.65	0.00	0.00	0.00	0.00	0.00	0.00	0.00	0.00	0.00	0.00	196.42	201.00	(4.58)
Port Graham	0.00	2.00	1.00	1.00	1.00	3.00	2.00	1.00	2.00	2.00	0.00	5.00	0.00	0.00	20.00	20.00	0.00
Razdolna	0.00	6.00	2.00	3.00	5.00	1.00	2.00	4.00	2.00	5.00	3.00	2.00	0.00	0.25	35.25	36.00	(0.75)
Redoubt	0.00	54.55	41.90	66.00	49.35	57.35	54.20	62.50	0.00	0.00	0.00	0.00	0.00	0.00	385.85	380.00	5.85
Sears	0.00	83.40	60.60	66.50	0.00	0.00	0.00	0.00	0.00	0.00	0.00	0.00	0.00	0.00	210.50	206.00	4.50
Seward Elem	0.00	38.60	33.00	39.50	34.60	38.50	40.00	48.05	0.00	0.00	0.00	0.00	0.00	0.00	272.25	268.00	4.25
Seward High	0.00	0.00	0.00	0.00	0.00	0.00	0.00	0.00	0.00	0.00	69.05	60.05	51.70	56.55	237.35	233.00	4.35
Seward Middle	0.00	0.00	0.00	0.00	0.00	0.00	0.00	0.00	44.35	47.70	0.00	0.00	0.00	0.00	92.05	93.00	(0.95)
Skyview	0.00	0.00	0.00	0.00	0.00	0.00	0.00	0.00	0.00	0.00	162.80	123.47	110.35	92.23	488.85	486.00	2.85
Soldotna Elem	0.00	61.87	48.35	29.00	30.55	33.80	37.05	37.30	0.00	0.00	0.00	0.00	0.00	0.00	277.92	276.00	1.92
Soldotna High	0.00	0.00	0.00	0.00	0.00	0.00	0.00	0.00	0.00	0.00	178.40	130.85	122.30	140.85	572.40	565.00	7.40
Soldotna Middle	0.00	0.00	0.00	0.00	0.00	0.00	0.00	0.00	236.35	249.65	0.00	0.00	0.00	0.00	486.00	481.00	5.00
Soldotna Montessori Charter	0.00	22.00	22.00	23.00	24.00	27.00	18.00	25.00	0.00	0.00	0.00	0.00	0.00	0.00	161.00	161.00	0.00
Spring Creek	0.00	0.00	0.00	0.00	0.00	0.00	0.00	0.00	0.00	0.00	14.00	14.00	14.00	13.00	55.00	34.00	21.00
Sterling	0.00	16.05	26.80	29.25	24.00	37.05	23.00	27.25	0.00	0.00	0.00	0.00	0.00	0.00	183.40	182.00	1.40
Susan B English	0.00	1.00	7.00	3.00	10.00	4.00	5.00	5.00	1.20	1.00	8.25	7.50	6.75	7.00	66.70	65.00	1.70
Tebughna	0.00	3.00	4.00	9.00	4.00	1.00	7.00	4.45	1.00	3.00	3.10	3.00	1.25	1.00	44.80	45.00	(0.20)
Tustumena	0.00	25.50	19.45	22.20	19.40	19.95	34.35	29.25	0.00	0.00	0.00	0.00	0.00	0.00	170.10	168.00	2.10
Voznesenka	0.00	12.00	10.00	6.00	7.00	12.00	11.00	10.50	14.00	12.00	9.00	9.60	7.00	7.00	127.10	126.00	1.10
West Homer	0.00	0.00	0.00	0.00	56.85	60.35	48.55	58.10	0.00	0.00	0.00	0.00	0.00	0.00	223.85	223.00	0.85
	0.00	689.49	623.95	678.10	657.10	679.75	635.55	714.75	722.45	738.65	913.85	831.82	745.10	737.58	9,368.14	9,388.00	(19.86)

FY06 OASIS to FY06 Enrollment

	Pre K	K	1	2	3	4	5	6	7	8	9	10	11	12	Total OASIS	FY06 on 10/27/05	Difference
Aurora Borealis	0.00	23.00	22.00	23.70	18.75	23.00	23.00	17.00	17.00	12.00	0.00	0.00	0.00	0.00	179.45	178.00	1.45
Chapman	0.00	10.25	14.00	16.00	14.00	14.60	9.00	16.60	12.00	9.00	0.00	0.00	0.00	0.00	115.45	114.00	1.45
Connections	0.00	49.35	65.10	53.35	72.70	40.85	54.00	58.40	56.50	47.37	56.22	51.50	45.66	56.50	707.50	777.00	(69.50)
Cooper Landing	0.00	1.00	1.00	0.00	2.00	0.00	2.00	1.00	0.00	4.00	0.00	0.00	0.00	0.00	11.00	11.00	0.00
Fireweed Academy	0.00	0.00	0.00	0.00	13.00	13.25	12.00	10.00	0.00	0.00	0.00	0.00	0.00	0.00	48.25	48.00	0.25
Homer Flex	0.00	0.00	0.00	0.00	0.00	0.00	0.00	0.00	0.00	0.00	2.00	12.30	11.30	9.90	35.50	36.00	(0.50)
Homer High	0.00	0.00	0.00	0.00	0.00	0.00	0.00	0.00	0.00	0.00	143.58	128.10	134.92	102.30	508.90	492.00	16.90
Homer Middle	0.00	0.00	0.00	0.00	0.00	0.00	0.00	0.00	99.86	116.67	0.00	0.00	0.00	0.00	216.53	215.00	1.53
Hope	0.00	0.00	1.20	1.00	1.00	0.00	1.00	0.00	1.00	3.00	1.00	1.00	0.00	1.00	11.20	11.00	0.20
Kachemak Selo	0.00	10.00	8.00	7.00	10.00	9.00	5.00	9.00	5.00	7.00	8.00	6.00	2.00	2.00	88.00	88.00	0.00
Kaleidoscope Charter	0.00	0.00	40.00	48.55	27.00	0.00	0.00	0.00	0.00	0.00	0.00	0.00	0.00	0.00	115.55	115.00	0.55
K-Beach	0.00	60.10	67.35	64.25	56.10	68.35	62.15	68.10	0.00	0.00	0.00	0.00	0.00	0.00	446.40	446.00	0.40
Kenai Alternative	0.00	0.00	0.00	0.00	0.00	0.00	0.00	0.00	0.00	0.00	5.70	17.35	16.00	31.95	71.00	70.00	1.00
Kenai Central High	0.00	0.00	0.00	0.00	0.00	0.00	0.00	0.00	0.00	0.00	140.35	129.11	134.06	115.10	518.62	510.00	8.62
Kenai Middle	0.00	0.00	0.00	0.00	0.00	0.00	0.00	132.25	128.50	132.60	0.00	0.00	0.00	0.00	393.35	391.00	2.35
Kenai Youth Facility	0.00	0.00	0.00	0.00	0.00	0.00	0.00	0.00	0.00	0.00	5.40	2.25	1.35	1.00	10.00	12.00	(2.00)
McNeil Canyon	0.00	16.25	17.00	25.00	14.25	13.00	15.85	16.80	0.00	0.00	0.00	0.00	0.00	0.00	118.15	116.00	2.15
Moose Pass	0.00	5.00	2.00	4.00	4.05	4.00	4.75	4.00	3.00	1.00	0.00	0.00	0.00	0.00	31.80	31.00	0.80
Mountain View	0.00	0.00	0.00	0.00	68.95	95.50	121.15	0.00	0.00	0.00	0.00	0.00	0.00	0.00	285.60	286.00	(0.40)
Nanwalek	0.00	5.00	4.00	3.00	7.00	6.00	3.00	2.00	8.00	4.00	6.00	4.00	5.00	1.00	58.00	58.00	0.00
Nikiski Middle/Senior	0.00	0.00	0.00	0.00	0.00	0.00	0.00	0.00	72.75	52.65	82.45	72.50	59.10	52.00	391.45	387.00	4.45
Nikiski North Star	0.00	39.00	47.77	56.86	57.40	47.25	69.50	59.50	0.00	0.00	0.00	0.00	0.00	0.00	377.28	395.00	(17.72)
Nikolaevsk	0.00	9.50	3.80	5.70	3.80	5.70	4.75	3.80	1.90	6.65	6.65	0.95	7.50	4.80	65.50	69.00	(3.50)
Ninilchik	0.00	11.00	15.00	12.00	1.15	8.00	13.00	8.10	17.00	20.25	13.00	21.40	16.50	13.00	169.40	168.00	1.40
Paul Banks	0.00	78.00	69.00	64.05	0.00	0.00	0.00	0.00	0.00	0.00	0.00	0.00	0.00	0.00	211.05	214.00	(2.95)
Port Graham	0.00	2.00	1.00	1.00	1.00	2.00	1.00	3.00	2.00	1.00	5.00	2.00	0.00	0.00	21.00	21.00	0.00
Razdolna	0.00	2.00	4.00	4.00	1.00	3.00	2.00	4.00	3.00	3.00	2.00	0.00	0.00	1.00	29.00	29.00	0.00
Redoubt	0.00	41.75	66.10	53.15	63.50	51.50	60.00	66.00	0.00	0.00	0.00	0.00	0.00	0.00	402.00	403.00	(1.00)
Sears	0.00	98.09	65.75	43.75	0.00	0.00	0.00	0.00	0.00	0.00	0.00	0.00	0.00	0.00	207.59	208.00	(0.41)
Seward Elem	0.00	41.50	43.25	37.00	41.45	42.00	47.00	44.00	0.00	0.00	0.00	0.00	0.00	0.00	296.20	289.00	7.20
Seward High	0.00	0.00	0.00	0.00	0.00	0.00	0.00	0.00	0.00	0.00	68.05	57.25	61.65	47.50	234.45	235.00	(0.55)
Seward Middle	0.00	0.00	0.00	0.00	0.00	0.00	0.00	0.00	43.00	64.95	0.00	0.00	0.00	0.00	107.95	108.00	(0.05)
Skyview	0.00	0.00	0.00	0.00	0.00	0.00	0.00	0.00	0.00	0.00	152.35	141.60	123.53	113.00	530.48	521.00	9.48
Soldotna Elem	0.00	64.60	32.75	35.90	31.25	43.95	37.50	38.25	0.00	0.00	0.00	0.00	0.00	0.00	284.20	282.00	2.20
Soldotna High	0.00	0.00	0.00	0.00	0.00	0.00	0.00	0.00	0.00	0.26	135.05	137.77	140.40	125.75	539.23	531.00	8.23
Soldotna Middle	0.00	0.00	0.00	0.00	0.00	0.00	0.00	0.90	259.60	287.00	0.00	0.00	0.00	0.00	547.50	540.00	7.50
Soldotna Montessori Charter	0.00	21.00	22.00	22.50	24.30	11.00	17.70	4.00	0.00	0.00	0.00	0.00	0.00	0.00	122.50	124.00	(1.50)
Spring Creek	0.00	0.00	0.00	0.00	0.00	0.00	0.00	0.00	0.00	0.00	14.00	14.00	14.00	13.00	55.00	38.00	17.00
Sterling	0.00	23.65	26.45	22.45	33.50	16.40	24.15	29.35	0.00	0.00	0.00	0.00	0.00	0.00	175.95	175.00	0.95
Susan B English	0.00	7.00	4.00	8.00	5.00	5.00	3.00	1.00	2.00	7.00	9.00	8.00	6.25	6.00	71.25	71.00	0.25
Tebughna	0.00	4.00	12.00	4.00	2.00	7.00	5.00	3.00	5.00	4.00	4.00	0.00	0.00	0.00	50.00	50.00	0.00
Tustumena	0.00	19.70	22.85	15.00	21.00	32.30	25.20	26.25	0.00	0.00	0.00	0.00	0.00	0.00	162.30	160.00	2.30
Voznesenka	0.00	10.40	5.00	8.00	11.00	9.00	10.00	12.00	11.00	10.00	11.15	10.00	10.00	8.80	126.35	126.00	0.35
West Homer	0.00	0.00	0.00	0.00	63.85	46.40	61.75	68.95	0.00	0.00	0.00	0.00	0.00	0.00	240.95	243.00	(2.05)
	0.00	653.14	682.37	639.21	670.00	618.05	694.45	707.25	748.11	793.40	870.95	817.08	789.22	705.60	9,388.83	9,392.00	(3.17)

FY05 OASIS to FY05 Enrollment

	Pre K	K	1	2	3	4	5	6	7	8	9	10	11	12	Total OASIS	FY05 on 10/22/04	Difference
Aurora Borealis	0.00	24.00	22.00	21.00	22.00	23.00	23.00	19.00	13.00	11.00	0.00	0.00	0.00	0.00	178.00	178.00	0.00
Chapman	0.00	14.00	16.70	13.30	16.70	11.00	15.00	15.00	11.00	17.00	0.00	0.00	0.00	0.00	129.70	128.00	1.70
Connections	0.00	64.98	51.60	65.80	39.66	63.73	48.00	45.40	53.10	60.41	38.91	43.12	40.75	50.25	665.71	736.00	(70.29)
Cooper Landing	0.00	0.00	0.00	2.00	2.00	2.00	1.00	2.00	3.00	0.00	0.00	0.00	0.00	0.00	12.00	12.00	0.00
Fireweed Academy	0.00	0.00	0.00	0.00	10.00	9.00	8.00	7.00	0.00	0.00	0.00	0.00	0.00	0.00	34.00	34.00	0.00
Homer Flex	0.00	0.00	0.00	0.00	0.00	0.00	0.00	0.00	0.00	0.00	1.00	14.60	14.50	11.75	41.85	43.00	(1.15)
Homer High	0.00	0.00	0.00	0.00	0.00	0.00	0.00	0.00	0.00	0.00	132.30	142.30	114.05	95.50	484.15	473.00	11.15
Homer Middle	0.00	0.00	0.00	0.00	0.00	0.00	0.00	0.00	116.30	127.90	0.00	0.00	0.00	0.00	244.20	242.00	2.20
Hope	0.00	1.00	1.00	1.00	0.00	1.00	1.00	1.00	4.00	2.00	1.00	0.00	1.00	0.00	14.00	14.00	0.00
Kachemak Selo	0.00	8.00	8.00	10.00	9.00	5.00	9.00	5.00	7.00	8.00	7.00	3.00	2.65	0.00	81.65	90.00	(8.35)
Kaleidoscope Charter	0.00	0.00	44.00	28.00	16.00	0.00	0.00	0.00	0.00	0.00	0.00	0.00	0.00	0.00	88.00	88.00	0.00
K-Beach	0.00	65.25	65.70	52.20	63.85	55.00	63.00	78.75	0.00	0.00	0.00	0.00	0.00	0.00	443.75	443.00	0.75
Kenai Alternative	0.00	0.00	0.00	0.00	0.00	0.00	0.00	0.00	0.00	0.00	9.90	13.62	16.42	16.65	56.59	59.00	(2.41)
Kenai Central High	0.00	0.00	0.00	0.00	0.00	0.00	0.00	0.00	0.00	0.00	135.65	146.85	127.40	112.10	522.00	517.00	5.00
Kenai Middle	0.00	0.00	0.00	0.00	0.00	0.00	0.00	117.15	130.33	118.85	0.00	0.00	0.00	0.00	366.33	366.00	0.33
Kenai Youth Facility	0.00	0.00	0.00	0.00	0.00	0.00	0.00	0.00	1.00	1.00	2.00	2.00	2.00	2.00	10.00	6.00	4.00
McNeil Canyon	0.00	20.25	24.70	17.65	12.00	15.00	15.45	16.00	0.00	0.00	0.00	0.00	0.00	0.00	121.05	119.00	2.05
Moose Pass	0.00	1.80	3.00	3.80	3.00	6.50	5.00	5.50	4.00	2.25	0.00	0.00	0.00	0.00	34.85	33.00	1.85
Mountain View	0.00	0.00	0.00	0.00	85.00	114.40	122.75	0.00	0.00	0.00	0.00	0.00	0.00	0.00	322.15	323.00	(0.85)
Nanwalek	0.00	4.00	3.00	7.00	6.00	3.00	4.00	9.00	4.00	6.00	4.00	5.00	2.00	6.00	63.00	63.00	0.00
Nikiski Middle/Senior	0.00	0.00	0.00	0.00	0.00	0.00	0.00	0.00	57.25	73.95	85.75	76.65	56.00	77.00	426.60	417.00	9.60
Nikiski North Star	0.00	47.34	49.64	52.20	41.00	64.85	65.25	70.00	0.00	0.00	0.00	0.00	0.00	0.00	390.28	388.00	2.28
Nikolaevsk	0.00	5.70	5.70	6.65	5.70	4.75	1.90	2.85	6.65	6.65	1.90	8.55	5.70	6.65	69.35	73.00	(3.65)
Ninilchik	0.00	13.00	12.00	1.00	8.00	14.05	12.80	15.00	25.00	19.65	30.25	15.25	18.75	13.55	198.30	194.00	4.30
Paul Banks	0.00	80.13	60.30	80.05	0.00	0.00	0.00	0.00	0.00	0.00	0.00	0.00	0.00	0.00	220.48	226.00	(5.52)
Port Graham	0.00	4.00	2.00	2.00	2.00	1.00	2.00	2.00	1.00	6.00	3.45	4.00	0.00	0.00	29.45	28.00	1.45
Razdolna	0.00	4.00	4.00	1.00	4.00	2.00	4.00	5.00	4.00	3.00	2.00	3.00	1.00	0.00	37.00	37.00	0.00
Redoubt	0.00	65.00	42.20	74.35	50.07	59.00	56.60	61.00	0.00	0.00	0.00	0.00	0.00	0.00	408.22	404.00	4.22
Sears	0.00	126.50	49.56	66.68	0.00	0.00	0.00	0.00	0.00	0.00	0.00	0.00	0.00	0.00	242.74	239.00	3.74
Seward Elem	0.00	46.60	40.05	45.90	44.10	44.25	42.65	48.85	0.00	0.00	0.00	0.00	0.00	0.00	312.40	308.00	4.40
Seward High	0.00	0.00	0.00	0.00	0.00	0.00	0.00	0.00	0.00	0.00	70.90	67.00	59.25	61.30	258.45	259.00	(0.55)
Seward Middle	0.00	0.00	0.00	0.00	0.00	0.00	0.00	0.00	53.00	64.50	0.00	0.00	0.00	0.00	117.50	116.00	1.50
Skyview	0.00	0.00	0.00	0.00	0.00	0.00	0.00	0.00	0.00	0.00	152.30	136.60	135.55	111.25	535.70	526.00	9.70
Soldotna Elem	0.00	53.35	31.95	30.40	39.20	41.10	43.00	54.00	0.00	0.00	0.00	0.00	0.00	0.00	293.00	291.00	2.00
Soldotna High	0.00	0.00	0.00	0.00	0.00	0.00	0.00	0.00	0.00	0.00	140.70	154.65	132.10	100.13	527.58	530.00	(2.42)
Soldotna Middle	0.00	0.00	0.00	0.00	0.00	0.00	0.00	0.90	279.22	264.35	0.00	0.00	0.00	0.00	544.47	538.00	6.47
Soldotna Montessori Charter	0.00	22.00	25.00	22.00	13.10	14.00	3.00	1.00	0.00	0.00	0.00	0.00	0.00	0.00	100.10	100.00	0.10
Spring Creek	0.00	0.00	0.00	0.00	0.00	0.00	0.00	0.00	0.00	0.00	16.00	15.00	12.00	12.00	55.00	43.00	12.00
Sterling	0.00	27.95	28.00	28.00	11.30	33.20	29.00	41.50	0.00	0.00	0.00	0.00	0.00	0.00	198.95	197.00	1.95
Susan B English	0.00	1.00	9.00	4.00	3.00	1.00	1.00	2.00	9.00	8.00	5.50	9.00	7.00	3.25	62.75	62.00	0.75
Tebughna	0.00	8.00	3.00	2.00	5.00	5.00	3.00	5.00	5.00	5.00	0.00	0.00	1.00	0.00	42.00	43.00	(1.00)
Tustumena	0.00	18.00	14.20	17.00	27.55	30.80	24.75	30.20	0.00	0.00	0.00	0.00	0.00	0.00	162.50	161.00	1.50
Voznesenka	0.00	6.00	8.00	11.00	9.00	11.00	13.00	11.00	10.00	12.00	12.00	11.00	11.00	4.75	129.75	133.00	(3.25)
West Homer	0.00	0.00	0.00	0.00	49.40	60.70	71.25	70.35	0.00	0.00	0.00	0.00	0.00	0.00	251.70	254.00	(2.30)
	0.00	731.85	624.30	665.98	597.63	695.33	688.40	741.45	796.85	817.51	852.51	871.19	760.12	684.13	9,527.25	9,534.00	(6.75)

FY04 OASIS to FY04 Enrollment

	Pre K	K	1	2	3	4	5	6	7	8	9	10	11	12	Total OASIS	FY04 on 10/1/03	Difference
Aurora Borealis	0.00	21.95	21.00	23.00	23.00	23.00	19.75	13.00	12.00	11.00	0.00	0.00	0.00	0.00	167.70	171.00	(3.30)
Chapman	0.00	21.45	17.00	13.80	13.00	15.75	21.75	13.00	15.15	13.00	0.00	0.00	0.00	0.00	143.90	144.00	(0.10)
Connections	0.00	48.19	48.05	28.05	45.50	36.20	28.30	35.05	57.50	55.65	33.70	60.30	52.55	40.27	569.31	506.00	63.31
Cooper Landing	0.00	1.00	2.00	2.00	2.00	2.00	1.00	2.00	1.00	0.00	0.00	0.00	0.00	0.00	13.00	13.00	0.00
Fireweed Academy	0.00	0.00	0.00	0.00	5.00	8.00	10.00	7.00	0.00	0.00	0.00	0.00	0.00	0.00	30.00	30.00	0.00
Homer Flex	0.00	0.00	0.00	0.00	0.00	0.00	0.00	0.00	0.00	0.00	5.30	11.25	12.45	12.95	41.95	38.00	3.95
Homer High	0.00	0.00	0.00	0.00	0.00	0.00	0.00	0.00	0.00	0.00	144.40	128.45	102.25	92.05	467.15	461.00	6.15
Homer Middle	0.00	0.00	0.00	0.00	0.00	0.00	0.00	0.00	127.00	105.85	0.00	0.00	0.00	0.00	232.85	229.00	3.85
Hope	0.00	1.75	1.00	0.75	1.95	1.00	2.25	4.00	2.00	0.00	2.85	1.00	0.00	0.00	18.55	20.00	(1.45)
Kachemak Selo	0.00	6.65	8.55	8.55	4.75	8.55	4.75	6.65	7.60	6.65	2.85	4.75	0.95	1.90	73.15	83.00	(9.85)
K-Beach	0.00	57.12	64.95	58.45	53.20	57.70	73.50	75.20	0.00	0.00	0.00	0.00	0.00	0.00	440.12	440.00	0.12
Kenai Alternative	0.00	0.00	0.00	0.00	0.00	0.00	0.00	0.00	0.00	0.00	23.55	19.33	21.80	14.80	79.48	77.00	2.48
Kenai Central High	0.00	0.00	0.00	0.00	0.00	0.00	0.00	0.00	0.00	1.00	151.05	125.90	132.55	93.75	504.25	502.00	2.25
Kenai Middle	0.00	0.00	0.00	0.00	0.00	0.00	0.00	135.45	117.15	123.50	0.50	0.00	0.00	0.00	376.60	376.00	0.60
Kenai Youth Facility	0.00	0.00	0.00	0.00	0.00	0.00	0.00	0.00	1.00	1.00	2.00	2.00	2.00	2.00	10.00	10.00	0.00
McNeil Canyon	0.00	21.25	21.00	13.20	10.00	13.00	14.25	19.00	0.00	0.00	0.00	0.00	0.00	0.00	111.70	113.00	(1.30)
Moose Pass	0.00	4.45	3.45	3.90	6.25	4.00	5.65	2.00	4.00	2.00	0.00	0.00	0.00	0.00	35.70	33.00	2.70
Mountain View	0.00	0.00	0.00	0.00	110.35	119.23	108.70	0.00	0.00	0.00	0.00	0.00	0.00	0.00	338.28	337.00	1.28
Nanwalek	0.00	3.00	7.00	7.00	3.00	4.00	9.00	5.00	6.00	4.00	6.00	2.00	4.00	3.00	63.00	63.00	0.00
Nikiski Elem	0.00	19.25	33.30	12.55	24.00	32.45	29.00	27.20	0.00	0.00	0.00	0.00	0.00	0.00	177.75	179.00	(1.25)
Nikiski Middle/Senior	0.00	0.00	0.00	0.00	0.00	0.00	0.00	0.00	79.65	86.00	81.80	69.05	84.40	73.35	474.25	476.00	(1.75)
Nikiski North Star	0.00	19.25	24.10	26.10	41.55	38.70	46.05	29.00	0.00	0.00	0.00	0.00	0.00	0.00	224.75	224.00	0.75
Nikolaevsk	0.00	6.00	6.00	7.00	5.00	3.00	4.00	8.00	8.00	7.00	12.00	7.00	9.00	7.00	89.00	89.00	0.00
Ninilchik	0.00	12.65	2.00	5.00	9.00	13.00	12.25	20.30	15.00	30.05	14.25	17.25	15.00	16.00	181.75	181.00	0.75
Paul Banks	0.00	62.30	86.00	61.00	0.00	0.00	0.00	0.00	0.00	0.00	0.00	0.00	0.00	0.00	209.30	214.00	(4.70)
Port Graham	0.00	2.10	1.00	2.00	2.00	2.00	3.00	0.00	7.00	4.50	2.75	2.75	0.00	0.00	29.10	30.00	(0.90)
Razdolna	0.00	4.75	1.75	4.00	2.00	4.00	5.00	3.00	3.00	2.00	2.00	3.00	1.00	0.00	35.50	36.00	(0.50)
Redoubt	0.00	44.15	62.70	54.00	55.40	59.70	60.00	74.50	0.00	0.00	0.00	0.00	0.00	0.00	410.45	407.00	3.45
Sears	0.00	118.90	84.00	105.10	0.00	0.00	0.00	0.00	0.00	0.00	0.00	0.00	0.00	0.00	308.00	302.00	6.00
Seward Elem	0.00	45.75	49.85	37.45	48.25	41.00	44.75	55.30	0.00	0.00	0.00	0.00	0.00	0.00	322.35	323.00	(0.65)
Seward High	0.00	0.00	0.00	0.00	0.00	0.00	0.00	0.00	0.00	0.00	69.85	59.00	77.80	56.40	263.05	274.00	(10.95)
Seward Middle	0.00	0.00	0.00	0.00	0.00	0.00	0.00	0.00	64.05	54.75	0.00	0.00	0.00	0.00	118.80	116.00	2.80
Skyview	0.00	0.00	0.00	0.00	0.00	0.00	0.00	0.00	0.00	0.00	141.70	157.57	147.00	115.60	561.87	556.00	5.87
Soldotna Elem	0.00	49.25	32.00	34.00	40.75	40.25	53.75	42.15	0.00	0.00	0.00	0.00	0.00	0.00	292.15	292.00	0.15
Soldotna High	0.00	0.00	0.00	0.00	0.00	0.00	0.00	0.00	0.00	0.00	156.30	142.60	110.30	109.10	518.30	516.00	2.30
Soldotna Middle	0.00	0.00	0.00	0.00	0.00	0.00	0.00	2.00	269.85	267.77	0.80	0.00	0.00	0.00	540.42	536.00	4.42
Soldotna Montessori Charter	0.00	29.00	22.00	10.00	19.25	4.00	2.00	3.00	0.00	0.00	0.00	0.00	0.00	0.00	89.25	89.00	0.25
Spring Creek	0.00	0.00	0.00	0.00	0.00	0.00	0.00	0.00	0.00	0.00	16.00	15.00	12.00	12.00	55.00	37.00	18.00
Sterling	0.00	22.32	26.00	13.00	30.60	28.10	36.80	49.00	0.00	0.00	0.00	0.00	0.00	0.00	205.82	203.00	2.82
Susan B English	0.00	9.00	3.00	3.00	1.95	2.00	1.00	9.00	7.00	4.00	10.00	7.45	3.00	12.00	72.40	73.00	(0.60)
Tebughna	0.00	3.00	2.80	6.00	2.80	4.00	4.00	5.00	6.00	1.00	4.00	0.00	1.00	0.00	39.60	40.00	(0.40)
Tustumena	0.00	17.50	19.50	30.10	32.25	31.00	27.00	45.45	0.00	0.00	0.00	0.00	0.00	0.00	202.80	205.00	(2.20)
Voznesenka	0.00	5.00	13.00	10.00	11.00	14.00	11.00	8.00	12.00	13.00	12.00	13.00	9.00	6.00	137.00	138.00	(1.00)
West Homer	0.00	0.00	0.00	0.00	64.25	67.25	67.10	88.00	0.00	0.00	0.00	0.00	0.00	0.00	286.60	285.00	1.60
	0.00	656.98	663.00	579.00	668.05	676.88	705.60	786.25	821.95	793.72	895.65	848.65	798.05	668.17	9,561.95	9,467.00	94.95

Page is intentionally left blank.

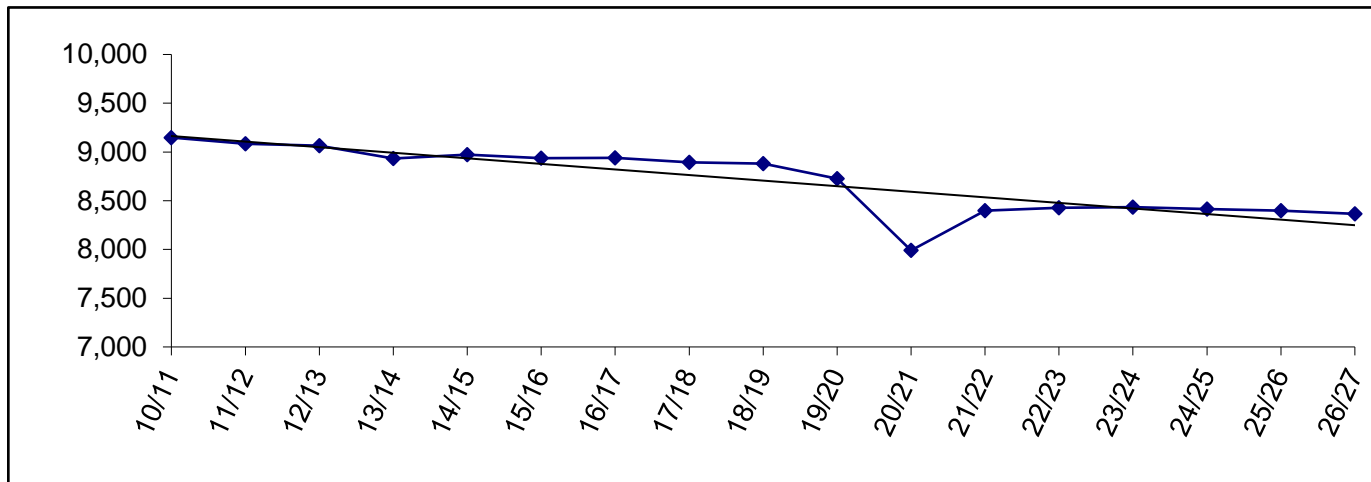
Supplemental Information

FY22 Actual Enrollment

	PreK	K	1	2	3	4	5	6	7	8	9	10	11	12	Total FY22 on 10/22/2021	FY21 on 10/23/2020	Difference
Aurora Borealis Charter	0	24	24	24	24	24	19	19	15	11	0	0	0	0	184	173	11
Chapman	9	20	19	16	19	21	20	19	12	9	0	0	0	0	164	129	35
Connections	0	65	79	76	73	90	103	100	97	90	101	112	97	129	1212	1803	(591)
Cooper Landing	0	0	2	3	1	3	0	2	0	1	0	1	0	0	13	11	2
Fireweed Academy Charter	0	10	18	15	17	10	16	13	0	0	0	0	0	0	99	86	13
Homer Flex	0	0	0	0	0	0	0	0	0	0	1	10	9	8	28	29	(1)
Homer High	0	0	0	0	0	0	0	0	0	0	91	105	85	78	359	345	14
Homer Middle	0	0	0	0	0	0	0	0	87	93	0	0	0	0	180	138	42
Hope	0	1	2	2	0	4	1	1	2	1	1	3	1	0	19	27	(8)
Kachemak Selo	0	3	4	3	2	4	3	1	0	3	0	2	4	2	31	32	(1)
Kaleidoscope Charter	0	38	43	42	27	44	33	0	0	0	0	0	0	0	227	220	7
K-Beach	0	53	56	51	56	53	54	51	0	0	0	0	0	0	374	281	93
Kenai Alternative	8	0	0	0	0	0	0	0	0	0	0	0	6	34	48	40	8
Kenai Central High	0	0	0	0	0	0	0	0	0	0	131	117	97	93	438	360	78
Kenai Middle	0	0	0	0	0	0	0	125	141	142	0	0	0	0	408	342	66
Marathon	0	0	0	0	0	0	0	0	0	2	1	2	2	0	7	4	3
McNeil Canyon	0	22	12	16	19	21	11	21	0	0	0	0	0	0	122	96	26
Moose Pass	0	2	4	2	4	3	0	0	0	0	0	0	0	0	15	18	(3)
Mountain View	10	68	60	58	62	62	61	0	0	0	0	0	0	0	381	299	82
Nanwalek	0	9	5	5	9	8	3	4	5	5	4	9	8	7	81	70	11
Nikiski Middle/Senior	0	0	0	0	0	0	0	57	54	36	49	54	37	34	321	255	66
Nikiski North Star	10	41	41	41	37	34	44	0	0	0	0	0	0	0	248	199	49
Nikolaevsk	0	2	0	2	1	1	1	2	1	1	1	0	2	1	15	21	(6)
Ninilchik	4	11	11	7	8	10	6	9	7	3	5	4	7	11	103	93	10
Paul Banks	10	53	52	40	0	0	0	0	0	0	0	0	0	0	155	160	(5)
Port Graham	0	1	3	2	4	1	3	3	2	3	2	1	1	1	27	30	(3)
Razdolna	0	6	7	5	6	4	9	6	8	3	14	6	4	7	85	84	1
Redoubt	20	54	36	42	52	57	52	30	0	0	0	0	0	0	343	246	97
River City Academy	0	0	0	0	0	0	0	0	10	21	13	13	37	20	114	103	11
Seward Elem	18	32	34	42	33	40	28	0	0	0	0	0	0	0	227	211	16
Seward High	0	0	0	0	0	0	0	0	0	0	43	29	31	29	132	140	(8)
Seward Middle	0	0	0	0	0	0	0	49	48	41	0	0	0	0	138	109	29
Skyview Middle	0	0	0	0	0	0	0	0	200	155	0	0	0	0	355	295	60
Soldotna Elem	16	39	30	36	34	35	27	42	0	0	0	0	0	0	259	209	50
Soldotna High	0	0	0	0	0	0	0	0	0	0	193	197	154	110	654	567	87
Soldotna Montessori Charter	0	20	25	21	25	26	24	22	0	0	0	0	0	0	163	156	7
Sterling	10	16	17	24	22	21	17	14	0	0	0	0	0	0	141	141	0
Susan B English	0	7	5	7	4	3	2	6	6	2	2	1	2	1	48	45	3
Tebughna	0	3	0	4	3	4	1	1	3	2	2	1	1	0	25	24	1
Tustumena	6	19	19	13	14	18	16	19	0	0	0	0	0	0	124	112	12
Voznesenka	11	12	16	9	9	7	10	5	6	13	5	10	5	11	129	117	12
West Homer	0	0	0	0	45	48	66	43	0	0	0	0	0	0	202	170	32
	132	631	624	608	610	656	630	664	704	637	659	677	590	576	8,398	7,990	408

History and Projections

YEAR	PRE-K	K	1	2	3	4	5	6	7	8	9	10	11	12	TOTAL	GROWTH
10/11	195	663	668	659	666	657	629	707	695	725	694	723	748	719	9,148	0.00%
11/12	176	663	654	666	660	656	673	634	711	694	729	689	706	772	9,083	-0.71%
12/13	223	691	661	652	685	689	661	670	631	722	701	730	662	687	9,065	-0.20%
13/14	215	692	666	660	644	663	668	644	670	636	695	682	729	668	8,932	-1.47%
14/15	197	697	691	670	664	644	676	690	653	679	636	684	667	726	8,974	0.47%
15/16	225	661	696	686	685	672	654	671	675	665	667	622	677	679	8,935	-0.43%
16/17	245	663	675	702	676	685	681	661	675	679	654	658	607	678	8,939	0.04%
17/18	248	686	655	670	684	692	694	692	647	659	660	656	646	606	8,895	-0.49%
18/19	236	637	686	645	693	702	675	699	673	643	642	665	653	633	8,882	-0.15%
19/20	243	632	616	672	640	675	712	668	680	667	631	624	654	611	8,725	-1.77%
20/21	189	583	554	548	595	571	612	665	594	644	656	589	579	611	7,990	-8.42%
21/22	132	631	624	608	610	656	630	664	704	637	659	677	590	576	8,398	5.11%
22/23	0	621	645	625	616	629	650	645	662	704	650	672	689	621	8,429	0.37%
23/24	0	592	629	646	621	620	629	648	659	664	671	647	687	721	8,434	0.06%
24/25	0	617	600	630	642	625	620	628	662	661	677	674	666	711	8,413	-0.25%
25/26	0	612	625	600	626	646	625	623	642	664	671	680	693	690	8,397	-0.19%
26/27	0	609	620	626	596	630	646	622	637	644	645	674	699	717	8,365	-0.38%



Enrollment History by Site

	10/11	11/12	12/13	13/14	14/15	15/16	16/17	17/18	18/19	19/20	20/21	21/22
Aurora Borealis Charter	183	194	186	193	188	182	194	197	194	183	173	184
Chapman	101	123	115	124	111	110	134	136	136	136	129	164
Connections	975	901	918	802	767	781	811	772	805	869	1,803	1,212
Cooper Landing	10	10	12	17	18	14	18	15	14	13	11	13
Fireweed Academy Charter	115	130	108	108	101	89	106	124	115	127	86	99
Homer Flex	25	37	33	33	30	37	38	30	39	28	29	28
Homer High	376	393	384	377	380	359	373	390	389	372	345	359
Homer Middle	215	190	182	186	194	187	187	186	194	175	138	180
Hope	13	12	17	18	22	16	17	17	17	16	27	19
Kachemak Selo	91	75	64	63	58	49	48	45	43	38	32	31
Kaleidoscope Charter	246	248	252	251	254	255	254	259	258	260	220	227
K-Beach	427	405	374	389	385	418	407	395	414	444	281	374
Kenai Alternative	106	92	83	90	73	81	80	82	74	67	40	48
Kenai Central	505	514	511	518	469	478	444	450	463	434	360	438
Kenai Middle	367	357	367	348	377	369	374	344	366	373	342	408
Marathon	4	5	4	6	9	6	12	4	12	11	4	7
McNeil Canyon	120	126	136	131	120	116	127	124	117	122	96	122
Moose Pass	16	18	17	16	14	10	11	14	17	21	18	15
Mountain View	453	460	468	441	445	451	431	484	488	439	299	381
Nanwalek	80	78	79	78	79	76	79	76	75	78	70	81
Nikiski Middle/Senior	370	392	384	397	399	364	364	358	359	338	255	321
Nikiski North Star	417	369	360	362	366	372	378	367	337	342	199	248
Nikolaevsk	70	70	70	72	64	66	64	76	77	48	21	15
Ninilchik	186	161	141	139	150	138	125	109	114	119	93	103
Paul Banks	185	169	194	190	203	206	223	215	232	206	160	155
Port Graham	20	21	19	20	27	25	38	33	37	34	30	27
Razdolna	63	63	76	77	83	79	85	90	94	83	84	85
Redoubt	393	388	409	390	420	367	369	358	337	368	246	343
River City Academy	64	73	76	70	87	77	81	81	70	83	103	114
Seward Elem	278	286	336	338	305	313	304	307	304	289	211	227
Seward High	165	177	182	175	183	177	186	180	157	158	140	132
Seward Middle	94	78	83	81	128	142	122	114	122	143	109	138
Skyview High	333	363	323	261	-	-	-	-	-	-	-	-
Skyview Middle	-	-	-	-	384	418	409	403	410	404	295	355
Soldotna Elem	286	291	293	295	316	343	330	317	293	290	209	259
Soldotna High	508	494	472	531	570	560	533	546	533	685	567	654
Soldotna Middle	371	401	404	367	-	-	-	-	-	-	-	-
Soldotna Montessori Charter	160	165	164	165	153	162	162	167	165	164	156	163
Soldotna Prep	-	-	-	-	198	183	197	190	186	-	-	-
Spring Creek	19	11	-	-	-	-	-	-	-	-	-	-
Sterling	154	167	189	208	243	238	232	227	214	193	141	141
Susan B English	46	43	40	48	40	45	32	33	31	33	45	48
Tebughna	35	41	40	35	33	40	30	29	31	21	24	25
Tustumena	157	169	162	180	176	182	176	188	192	160	112	124
Voznesenka	104	102	107	110	118	114	106	107	111	120	117	129
West Homer Elem	242	221	231	232	234	240	248	256	246	238	170	202
	9,148	9,083	9,065	8,932	8,974	8,935	8,939	8,895	8,882	8,725	7,990	8,398

Enrollment Projection by Site

School	Capacity (cap)	21/22		22/23		23/24		24/25		25/26		26/27	
		actual	% cap	actual	% cap	actual	% cap	actual	% cap	actual	% cap	actual	% cap
Aurora Borealis Charter	*	184	N/A	175	N/A	187	N/A	198	N/A	209	N/A	216	N/A
Chapman	150	164	109%	164	109%	171	114%	171	114%	170	113%	168	112%
Connections	**	1,212	N/A	1,105	N/A	1,071	N/A	1,031	N/A	994	N/A	969	N/A
Cooper Landing	40	13	33%	15	38%	16	40%	16	40%	17	43%	17	43%
Fireweed Academy Charter	*	99	N/A	96	N/A	95	N/A	97	N/A	94	N/A	91	N/A
Homer Flex	75	28	37%	30	40%	30	40%	30	40%	30	40%	30	40%
Homer High	600	359	60%	383	64%	397	66%	388	65%	410	68%	409	68%
Homer Middle	360	180	50%	164	46%	170	47%	173	48%	163	45%	163	45%
Hope	100	19	19%	23	23%	24	24%	22	22%	21	21%	21	21%
Kachemak Selo	100	31	31%	32	32%	31	31%	32	32%	35	35%	35	35%
Kaleidoscope Charter	*	227	N/A	260	N/A	260	N/A	260	N/A	260	N/A	260	N/A
K-Beach	400	374	94%	374	94%	368	92%	366	92%	360	90%	359	90%
Kenai Alternative	125	48	38%	65	52%	65	52%	65	52%	65	52%	65	52%
Kenai Central	800	438	55%	474	59%	521	65%	533	67%	520	65%	483	60%
Kenai Middle	500	408	82%	378	76%	342	68%	326	65%	317	63%	314	63%
Marathon	10	7	70%	10	100%	10	100%	10	100%	10	100%	10	100%
McNeil Canyon	260	122	47%	126	48%	129	50%	126	48%	123	47%	124	48%
Moose Pass	50	15	30%	17	34%	19	38%	21	42%	23	46%	22	44%
Mountain View	430	381	89%	378	88%	375	87%	378	88%	384	89%	387	90%
Nanwalek	60	81	135%	84	140%	84	140%	84	140%	89	148%	93	155%
Nikiski Middle/Senior	600	321	54%	340	57%	337	56%	318	53%	309	52%	312	52%
Nikiski North Star	430	248	58%	238	55%	242	56%	246	57%	246	57%	244	57%
Nikolaevsk	175	15	9%	16	9%	16	9%	18	10%	19	11%	20	11%
Ninilchik	300	103	34%	92	31%	92	31%	95	32%	96	32%	100	33%
Paul Banks	270	155	57%	160	59%	160	59%	158	59%	158	59%	159	59%
Port Graham	50	27	54%	24	48%	25	50%	25	50%	23	46%	22	44%
Razdolna	50	85	170%	83	166%	86	172%	86	172%	78	156%	81	162%
Redoubt	400	343	86%	337	84%	327	82%	317	79%	309	77%	311	78%
River City Academy	***	114	N/A	115	N/A	92	N/A	92	N/A	93	N/A	86	N/A
Seward Elem	450	227	50%	221	49%	213	47%	214	48%	206	46%	206	46%
Seward High	400	132	33%	147	37%	164	41%	183	46%	168	42%	168	42%
Seward Middle	140	138	99%	126	90%	120	86%	103	74%	117	84%	109	78%
Skyview Middle	500	355	71%	371	74%	364	73%	401	80%	413	83%	396	79%
Soldotna Elem	470	259	55%	243	52%	252	54%	256	54%	261	56%	263	56%
Soldotna 10-12	800	654	82%	727	91%	743	93%	724	91%	738	92%	777	97%
Soldotna Montessori Charter	*	163	N/A	164	N/A	164	N/A	164	N/A	164	N/A	164	N/A
Sterling	270	141	52%	142	53%	144	53%	143	53%	142	53%	138	51%
Susan B English	200	48	24%	56	28%	61	31%	68	34%	74	37%	80	40%
Tebughna	125	25	20%	26	21%	27	22%	28	22%	28	22%	28	22%
Tustumena	400	124	31%	122	31%	120	30%	118	30%	118	30%	119	30%
Voznesenka	150	129	86%	118	79%	126	84%	128	85%	135	90%	134	89%
West Homer Elem	450	202	45%	208	46%	194	43%	201	45%	208	46%	212	47%
		8,398		8,429		8,434		8,413		8,397		8,365	

* Charter Schools are housed in the district according to the terms of their contract, which is based on available space in existing facilities.

** Connections Program does not require space to house students.

*** River City Academy housed at Skyview Middle

Enrollment Projection by Area

School	Capacity (cap)	21/22		22/23		23/24		24/25		25/26		26/27	
		Actual	% cap	% cap	% cap	% cap	% cap	% cap	% cap	% cap	% cap		
Homer Area													
Chapman	150	164	109%	164	109%	171	114%	171	114%	170	113%	168	112%
Fireweed Academy Charter	*	99	N/A	96	N/A	95	N/A	97	N/A	94	N/A	91	N/A
Homer Flex	75	28	37%	30	40%	30	40%	30	40%	30	40%	30	40%
Homer High	600	359	60%	383	64%	397	66%	388	65%	410	68%	409	68%
Homer Middle	360	180	50%	164	46%	170	47%	173	48%	163	45%	163	45%
Kachemak Selo	100	31	31%	32	32%	31	31%	32	32%	35	35%	35	35%
McNeil Canyon	260	122	47%	126	48%	129	50%	126	48%	123	47%	124	48%
Nikolaevsk	175	15	9%	16	9%	16	9%	18	10%	19	11%	20	11%
Ninilchik	300	103	34%	92	31%	92	31%	95	32%	96	32%	100	33%
Paul Banks	270	155	57%	160	59%	160	59%	158	59%	158	59%	159	59%
Razdolna	50	85	170%	83	166%	86	172%	86	172%	78	156%	81	162%
Voznesenka	150	129	86%	118	79%	126	84%	128	85%	135	90%	134	89%
West Homer Elem	450	202	45%	208	46%	194	43%	201	45%	208	46%	212	47%
Kenai Area													
Aurora Borealis Charter	*	184	N/A	175	N/A	187	N/A	198	N/A	209	N/A	216	N/A
Kaleidoscope Charter	*	227	N/A	260	N/A	260	N/A	260	N/A	260	N/A	260	N/A
Kenai Alternative	125	48	38%	65	52%	65	52%	65	52%	65	52%	65	52%
Kenai Central	800	438	55%	474	59%	521	65%	533	67%	520	65%	483	60%
Kenai Middle	500	408	82%	378	76%	342	68%	326	65%	317	63%	314	63%
Mountain View	430	381	89%	378	88%	375	87%	378	88%	384	89%	387	90%
Nikiski Area													
Nikiski Middle/Senior	600	321	54%	340	57%	337	56%	318	53%	309	52%	312	52%
Nikiski North Star	430	248	58%	238	55%	242	56%	246	57%	246	57%	244	57%
Seward Area													
Moose Pass	50	15	30%	17	34%	19	38%	21	42%	23	46%	22	44%
Seward Elem	450	227	50%	221	49%	213	47%	214	48%	206	46%	206	46%
Seward High	400	132	33%	147	37%	164	41%	183	46%	168	42%	168	42%
Seward Middle	140	138	99%	126	90%	120	86%	103	74%	117	84%	109	78%
Soldotna Area													
Cooper Landing	40	13	33%	15	38%	16	40%	16	40%	17	43%	17	43%
K-Beach	400	374	94%	374	94%	368	92%	366	92%	360	90%	359	90%
Redoubt	400	343	86%	337	84%	327	82%	317	79%	309	77%	311	78%
River City Academy	***	114	N/A	115	N/A	92	N/A	92	N/A	93	N/A	86	N/A
Skyview Middle	500	355	71%	371	74%	364	73%	401	80%	413	83%	396	79%
Soldotna Elem	470	259	55%	243	52%	252	54%	256	54%	261	56%	263	56%
Soldotna High	800	654	82%	727	91%	743	93%	724	91%	738	92%	777	97%
Soldotna Montessori Charter	*	163	N/A	164	N/A	164	N/A	164	N/A	164	N/A	164	N/A
Sterling	270	141	52%	142	53%	144	53%	143	53%	142	53%	138	51%
Tustumena	400	124	31%	122	31%	120	30%	118	30%	118	30%	119	30%
Other Locations													
Connections	**	1,212	N/A	1,105	N/A	1,071	N/A	1,031	N/A	994	N/A	969	N/A
Hope	100	19	19%	23	23%	24	24%	22	22%	21	21%	21	21%
Marathon	10	7	70%	10	100%	10	100%	10	100%	10	100%	10	100%
Nanwalek	60	81	135%	84	140%	84	140%	84	140%	89	148%	93	155%
Port Graham	50	27	54%	24	48%	25	50%	25	50%	23	46%	22	44%
Susan B English	200	48	24%	56	28%	61	31%	68	34%	74	37%	80	40%
Tebughna	125	25	20%	26	21%	27	22%	28	22%	28	22%	28	22%
		8,398		8,429		8,434		8,413		8,397		8,365	

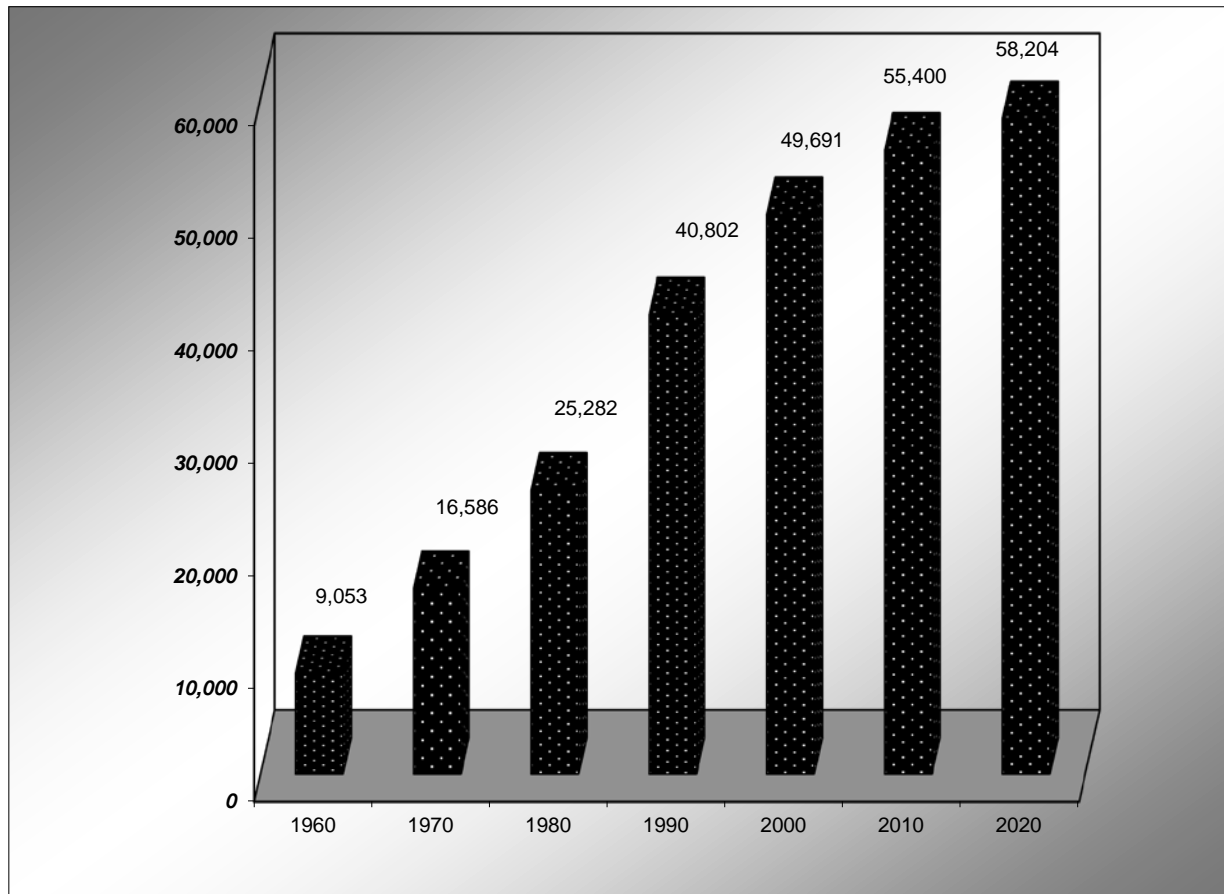
* Charter Schools are housed in the district according to the terms of their contract, which is based on available space in existing facilities.

** Connections Program does not require space to house students.

*** River City Academy is housed at Skyview Middle.

Borough Population 1960-2020

	1960	1970	1980	1990	2000	2010	2020
Homer	800	1,083	2,209	3,660	3,946	5,003	5,478
Kenai	778	3,533	4,324	6,327	6,942	7,100	7,056
Seward	1,891	1,587	1,843	2,699	2,830	2,693	2,545
Soldotna	332	1,202	2,320	3,482	3,759	4,163	4,233
Total Borough Population	9,053	16,586	25,282	40,802	49,691	55,400	58,204



Source: Alaska Division of Community & Regional Affairs

Historical Data

Although borough population shows a 4.55% increase from 2012 to 2021, KPBSD enrollment has decreased 13.07% in this same period. Enrollment has declined from a high of 10,384 in 1998 to 7,756 in 2021, a reduction of over 25.31%. In 1998, enrollment was around 21.5% of the total population, but that percentage has declined to 13.16% of the total population for 2021.

Comparison of KPBSD Average Daily Membership (ADM) to total borough population:

Year	KPBSD ADM	KPB Total Population*	% of Total
2021	7,756	58,934	13.16%
2020	8,535	58,708	14.54%
2019	8,680	58,471	14.84%
2018	8,712	58,024	15.01%
2017	8,785	58,060	15.13%
2016	8,788	57,763	15.21%
2015	8,826	57,147	15.44%
2014	8,756	56,862	15.40%
2013	8,886	56,756	15.66%
2012	8,922	56,369	15.83%

* Population figures obtained from State of Alaska Department of Commerce, Community and Economic Development, commissioner's certification of municipal populations. Figures have been updated with the most current available data.

Page is intentionally left blank.