

# Kenai Peninsula Borough School District

Student Assessments/Graduation Results

2020-2021 School Year



Clayton Holland  
Superintendent  
January 2022

# 2020-2021

## School Board Members

---

Zen Kelly, President  
Debbie Cary, Vice President  
Penny Vadla, Treasurer  
Jason Tauriainen, Clerk  
Tim Daugharty  
Jennifer Waller  
Virginia Morgan  
Matt Morse  
Patti Truesdell

Neviya Reed  
Student Representative

Lisa Gabriel  
Administrative Secretary

## District Staff

---

Clayton Holland, Superintendent  
Kari Dendurent, Assistant Superintendent  
Nate Crabtree, Director of Human Resources  
Elizabeth Hays, Director of Finance  
Amy Hagan, Director of Pupil Services  
Eric Pederson, Director of Elementary Education  
Tony Graham, Director of Secondary Education

# 2020-2021

## District wide Assessment Program

Each year, the Kenai Peninsula Borough School District assesses student achievement using a variety of measures. The Kenai Peninsula Borough School District will administer the following assessments during the 2020-2021 school year:

2020-2021 Assessment Calendar - Revised 1/11/21											
	Assessment	August	September	October	November	December	January	February	March	April	May
FEDERAL	ACCESS 2.0 English Language Proficiency Assessment	W-APT Screener; Screen Kindergarten students Listening & Speaking only *	W-APT Screener; Screen Kindergarten students Listening & Speaking only *	W-APT Screener; Screen Kindergarten students Listening & Speaking only *	W-APT Screener; Screen Kindergarten students Listening & Speaking only *	W-APT Screener; Screen Kindergarten students Listening & Speaking only *		Feb. 1 - Mar. 5 Grades K - 12		Screen Kindergarten students; Reading & Writing	Screen Kindergarten students; Reading & Writing
	NAEP Grade 4 & 8 Reading & Mathematics <i>Postponed to 2021-2022</i>						NAEP year Grades 4 & 8 at selected schools				
DISTRICT	AIMSWEBPLUS	Aug 24 - Sept 11 Grades K-5 <i>Cancelled</i>				Dec 7 - Jan 13 Grades K - 5				Apr 26 - May 14 Grades K - 5	
	Measures of Academic Progress (MAP)	Aug 24 - Sept 11 Grades 3-10 <i>Cancelled</i>				Dec. 7 - Jan 13 Grades 3 - 10				Apr 26 - May 14 Grades 3 - 10	
	Common Quarterly Assessments (COA)			ELA K-12		ELA K-12			ELA K-12		
STATE	<i>Kindergarten Development Profile Cancelled by EED</i>	Aug. 21 - Sept. 18 Kindergarten (4 week Observation window)		Sept 17 - Oct 25 KDP data entry window							
	Performance Evaluation For Alaska's Schools (PEAKS) ELA/Math								Mar 29 - April 16 Grade 3 - 9		
	Performance Evaluation For Alaska's Schools (PEAKS) Science								Mar 29 - Apr 16 Grades 5, 8 & 10		
	Alternate Assessment Dynamic Learning Maps (DLM)								Mar 15 - April 30 ELA & Math Grades 3 - 9 Science - Grades 5, 8 & 10		

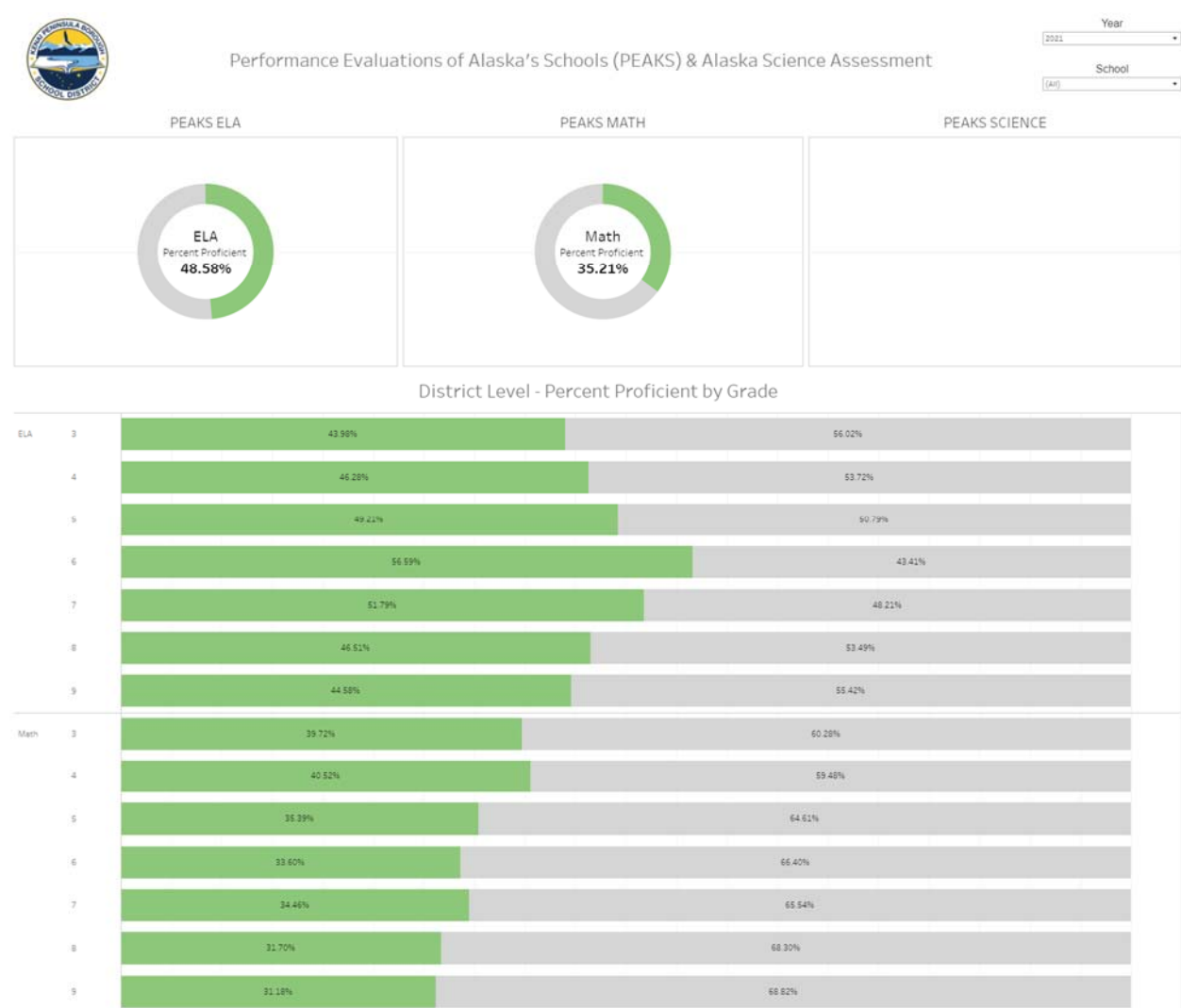
\*ELP - Identified EL students only

NAEP Contact the Assessment Department for a list of Selected Schools

# 2020-2021

## Performance Evaluation of Alaska's Schools (PEAKS) ELA & Math and Alaska Science

In the spring of 2021, the PEAKS summative assessment was administered during a time when students were in and out of remote status due to the COVID-19 pandemic. The commissioner put out a statement urging educators and parents to keep this in mind when analyzing results. Low participation rates and lower student performance caused Commissioner Michael Johnson to state, "the department cautions against drawing sweeping conclusions about student performance statewide."



# 2020-2021

## Performance Evaluation of Alaska's Schools (PEAKS) ELA & Math - Disaggregated



Peaks Performance Evaluation Overview

School Year: 2021 Subject: ELA

### ELA

Group	Participation Rate %	Score %	Target %
All Students	70.67%	48.55%	61.40%
Female	69.45%	54.90%	45.10%
Male	71.92%	42.73%	57.27%
African American	63.64%	38.71%	64.29%
Alaska Native/American I.	80.92%	29.12%	76.87%
Asian/Pacific Islander	84.62%	40.92%	59.08%
Caucasian	68.47%	59.51%	46.09%
Hispanic	76.92%	32.67%	67.33%
Two or More Races	72.48%	44.52%	58.48%
Economically Disadvantaged	74.15%	34.23%	65.27%
Not Economically Disadvantaged	69.09%	59.20%	44.80%
Students With Disabilities	74.30%	37.97%	62.03%
Students Without Disabilities	69.62%	58.16%	43.84%
Limited English Proficient	72.67%	33.05%	60.95%
Not Limited English Proficient	70.98%	49.81%	60.19%
Migrant Students	73.38%	47.37%	52.63%
Not Migrant Students	70.60%	48.62%	51.37%
Active Duty Parent/Guardian	88.46%	50.00%	50.00%
Not Active Duty Parent/Guardian	70.48%	48.52%	51.47%
Homeless	70.91%	22.91%	78.08%
Not Homeless	70.68%	48.92%	51.09%
Foster Care	93.79%	23.33%	86.67%
Not Foster Care	70.50%	48.90%	51.10%
Disabled With Accommodations	Null	22.35%	67.65%



Peaks Performance Evaluation Overview

School Year: 2021 Subject: MATH

### MATH

Group	Participation Rate %	Score %	Target %
All Students	70.11%	35.16%	64.84%
Female	68.93%	35.91%	66.09%
Male	71.24%	34.26%	63.72%
African American	63.64%		
Alaska Native/American I.	80.91%	22.41%	67.59%
Asian/Pacific Islander	84.54%	39.33%	66.67%
Caucasian	68.07%	40.02%	69.98%
Hispanic	76.43%	17.45%	62.55%
Two or More Races	71.98%	32.43%	67.57%
Economically Disadvantaged	73.72%	22.98%	77.02%
Not Economically Disadvantaged	69.49%	45.06%	68.96%
Students With Disabilities	73.40%	8.60%	91.40%
Students Without Disabilities	69.33%	42.73%	58.27%
Limited English Proficient	70.93%	6.63%	93.37%
Not Limited English Proficient	70.08%	36.98%	63.66%
Migrant Students	71.81%	34.94%	66.06%
Not Migrant Students	70.00%	35.16%	64.84%
Active Duty Parent/Guardian	88.46%	34.78%	65.22%
Not Active Duty Parent/Guardian	69.99%	35.16%	64.84%
Homeless	70.91%	12.20%	87.80%
Not Homeless	70.10%	35.46%	64.54%
Foster Care	93.71%		
Not Foster Care	69.94%	36.43%	64.57%
Disabled With Accommodations	Null	8.78%	94.22%

# 2020-2021

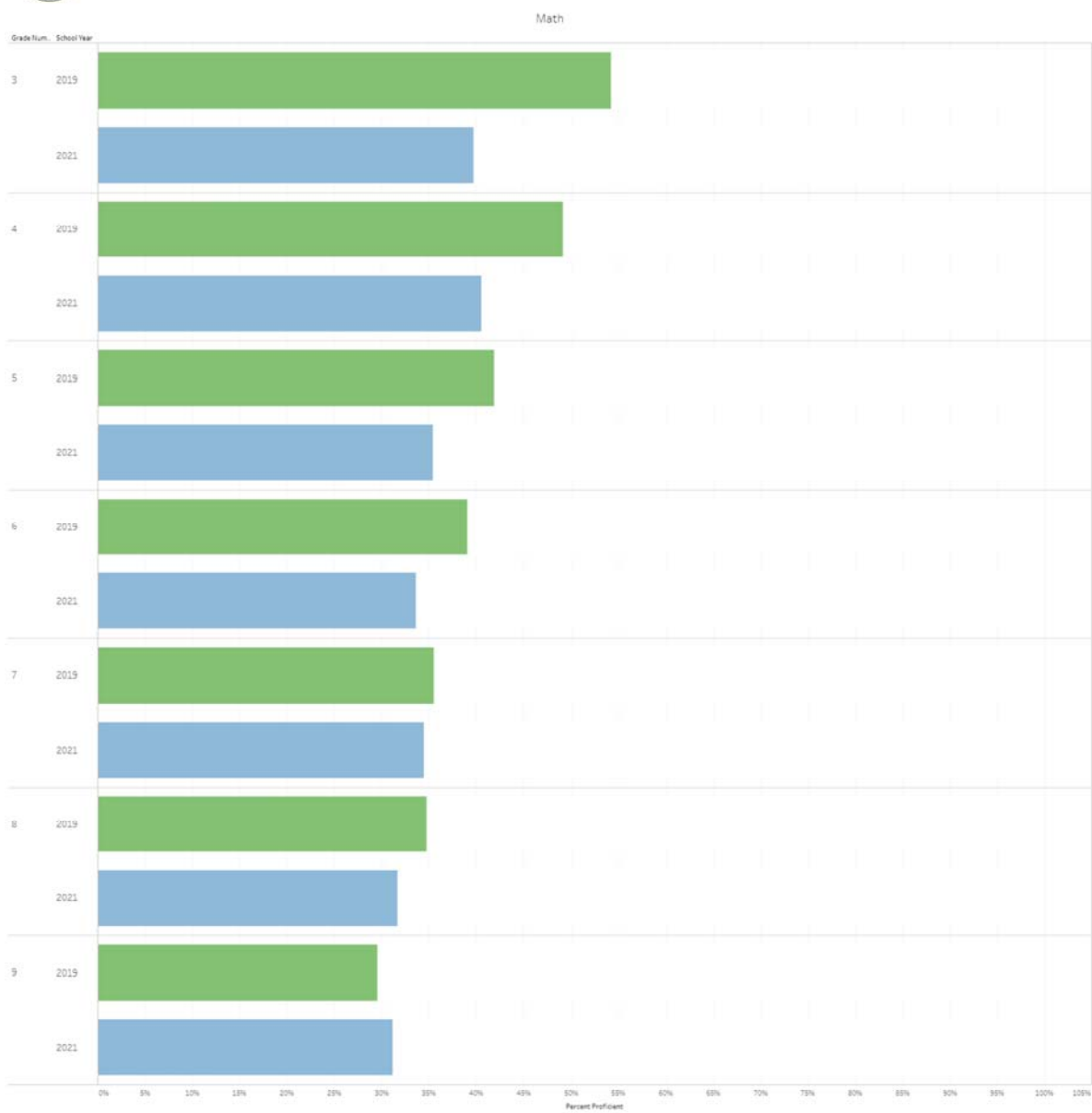
## Performance Evaluation of Alaska's Schools (PEAKS) ELA & Math – Two Year Comparison

PEAKS testing did not take place during the 2019-2020 school year. The data below represents a comparison of the 2018-2019 PEAKS data to the 2020-2021 PEAKS data.



KPBSD PEAKS Two Year Comparison

Subject: Math Comparison Year A: 2019 Comparison Year B: 2021



# 2020-2021

## District Assessment: MAP Growth

---

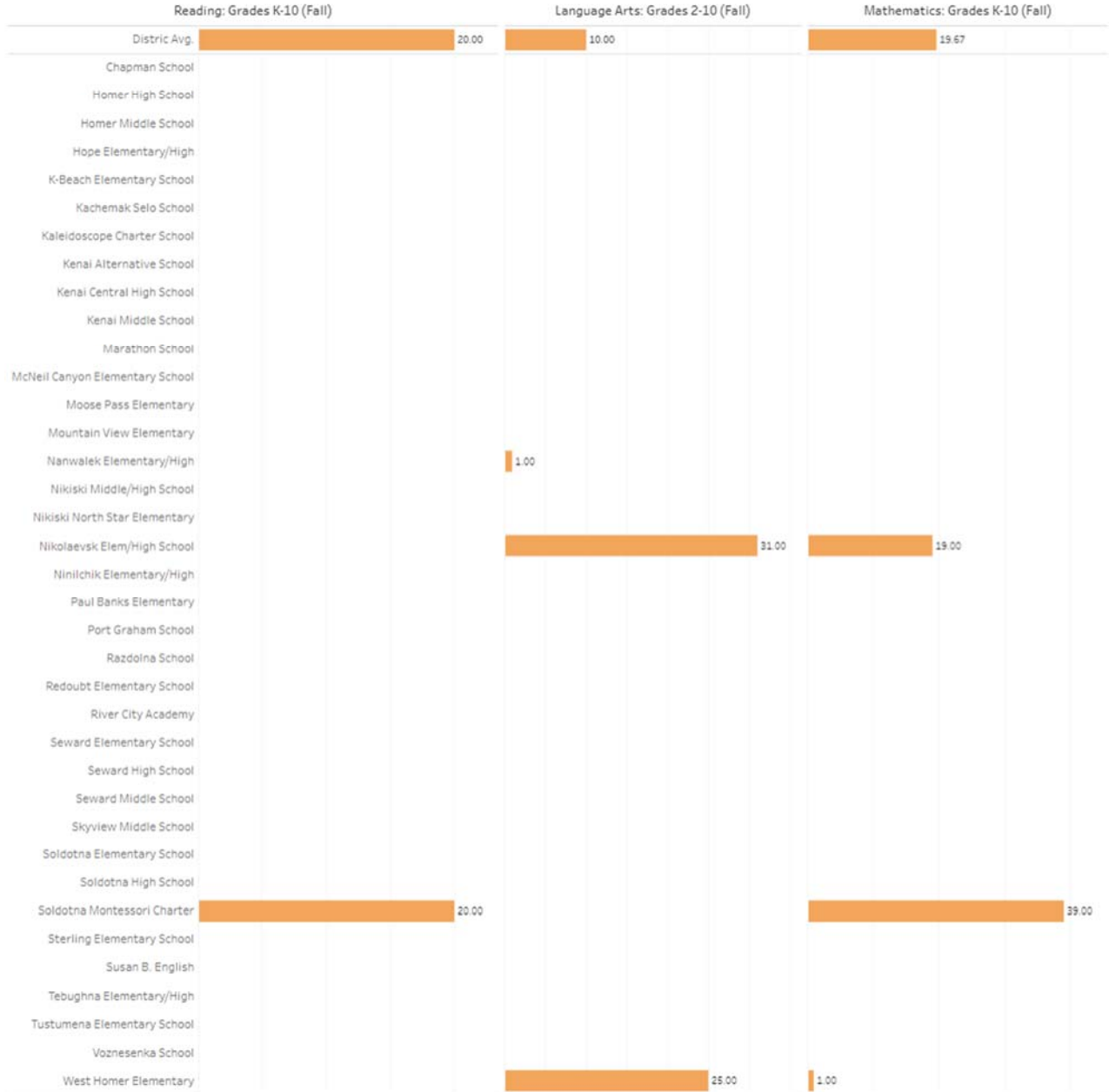
MAP Growth benchmark assessments were not required in the fall of 2020, due to COVID-19 disruptions. The data in the graphic below includes some, but not all, of our 3-10 grade students for the fall assessment window.

MAP is a nationally normed, online, computer-adaptive, diagnostic assessment. Grades 3-10 are assessed three times a year in Reading, Mathematics, and Language Arts. The table below indicates grades 3-10. The assessment provides for more accurate student placement, diagnosis of instructional needs, and measurement of student gains across the fall, winter, and spring reporting periods.

Year  
2020-2021

Season  
Fall

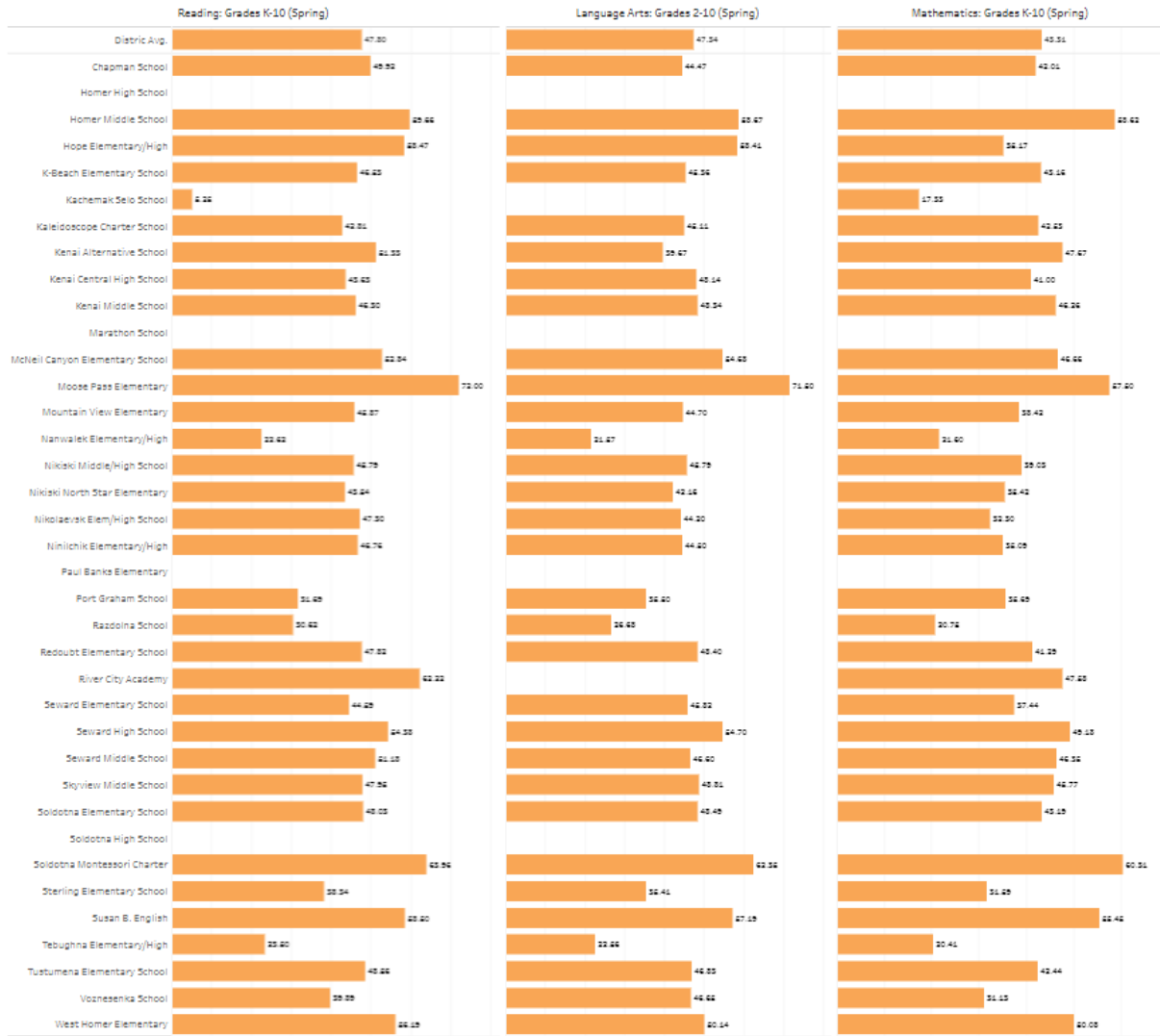
Measures of Academic Progress (MAP) National  
Percentile (NPR) Data  
2020-2021 Fall Results - Average of the NPR  
Grades tested: K - 10 in selected schools



Year: 2020-2021

Season: Spring

Measures of Academic Progress (MAP) National Percentile (NPR) Data  
 2020-2021 Spring Results - Average of the NPR  
 Grades tested: K - 10 in selected schools



# 2020-2021

## English Language Learners – ACCESS/WIDA Assessment

### **English Language Proficiency Assessment**

Annually, Local Education Agencies (LEAs) are required to assess the English proficiency of their identified English Learners (ELs). Alaska is a part of the WIDA Consortium which provides us with language standards and resources for teachers to use to provide students with needed support. The state of Alaska also utilizes the WIDA ACCESS for ELs assessment, which assesses students in the domains of reading, writing, speaking, and listening. These scores are used to drive instruction for students, determine a student's proficiency level, as well as for accountability purposes.

Last year, DEED revised the exit criteria for students to exit their English Learner status. The assessment uses a scale from 1-6 (6 being the most proficient). Previously, students had to obtain a composite score of 4.5, and each domain also had a minimum requirement. The new criteria maintain a composite score of 4.5 but does not require a minimum score in each domain. The new criteria allow for students to shine in the areas that are their strength. If student's meet the criteria, they enter a "monitoring" status for four years. This ensures that students are not prematurely exited from the program.

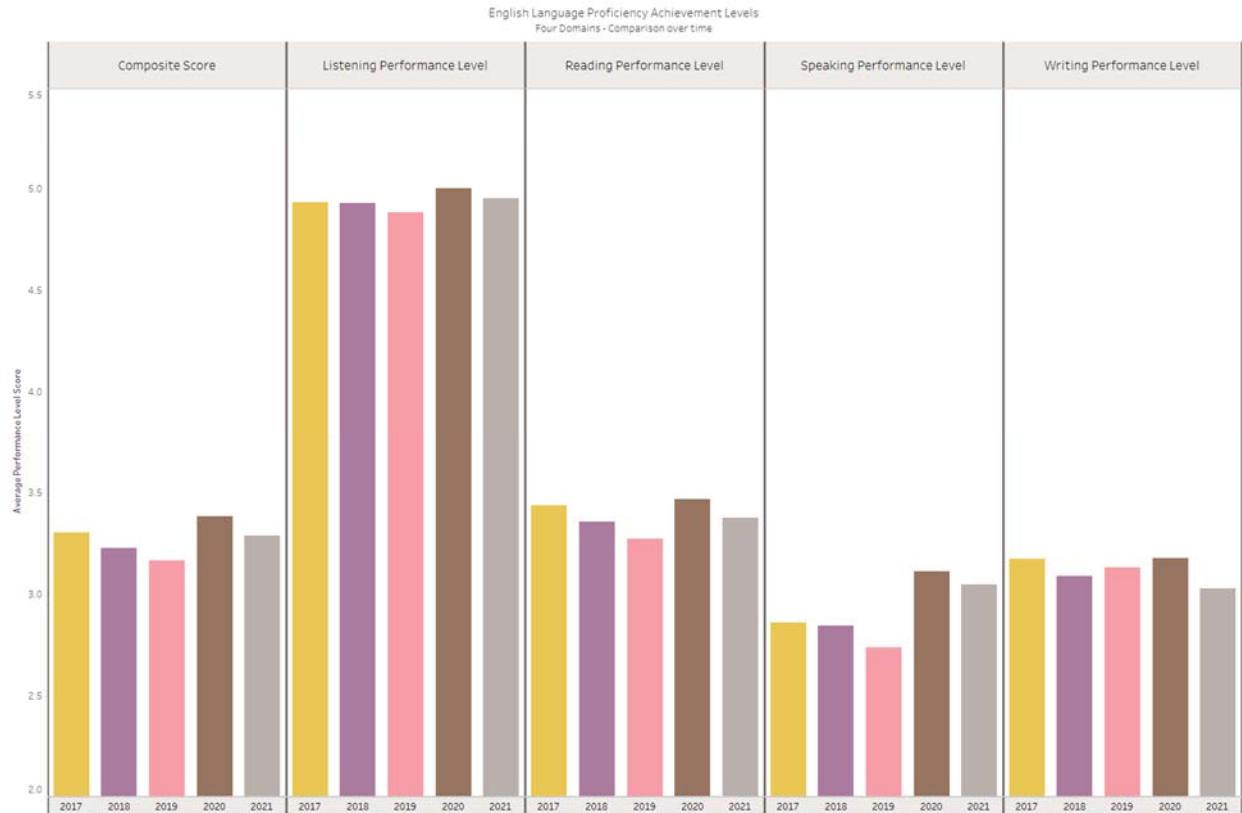
# 2020-2021

## English Language Learners – ACCESS/WIDA Assessment



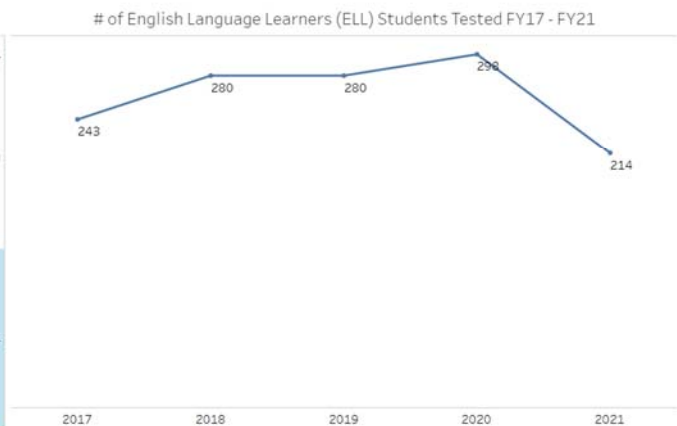
### English Language (EL) Assessment Data & Number Tested

Year  
 2017  
 2018  
 2019  
 2020  
 2021



# ELL Proficient/Not Proficient

OUTCOME	2017	2018	2019	2020	2021
# Proficient	2	7	11	11	9
# Not Proficient	243	274	283	313	214



# 2020-2021

## District Assessment: Aimsweb

---

Aimsweb benchmark assessments were not required in the fall of 2020, due to COVID-19 disruptions. The data in the graphic below includes some, but not all, of our K-5 students for the fall assessment window.

Aimsweb is a series of curriculum-based measurements (CBM), used for universal screening three times a year and progress monitoring when needed in grades K-5. This form of brief assessment measures overall performance of key foundational skills at each grade level to provide an accurate prediction of reading and math achievement. KPBSD assesses early literacy and math skills (grades K-2), reading fluency (grades 2-5), computational fluency, number sense, and a math standards-based assessment (grade 2). Assessments are given in the fall, winter & spring. As a district assessment, students in Grades K – 5 are required to test.

# 2020-2021

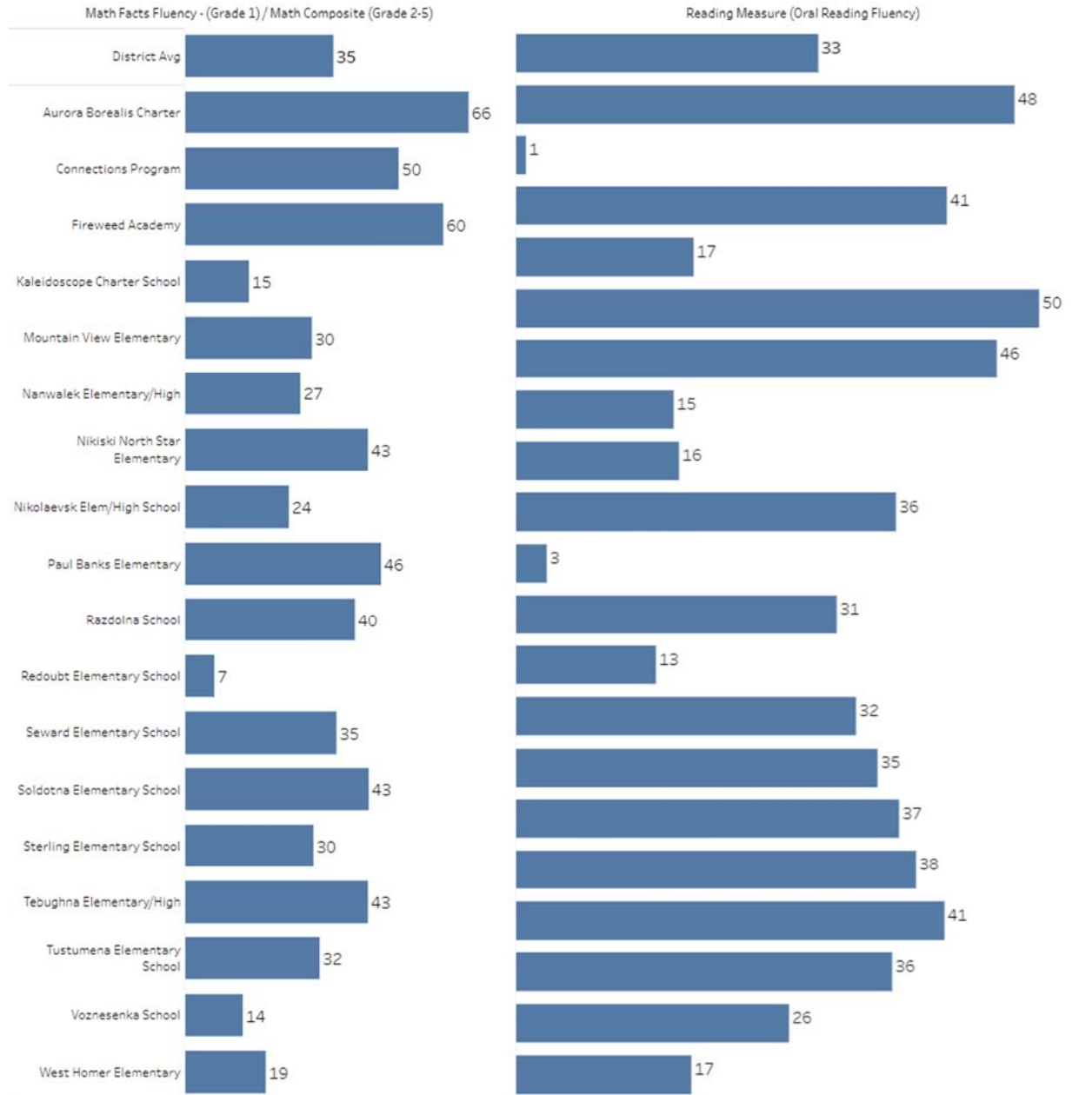
## District Assessment: Aimsweb (Grades 1-5)



Aimsweb Plus National Percentile (NPR) Data  
 2020-2021 Fall Results - Average of the NPR  
 Tested Grades: 1st - 5th

Year

Season



# 2020-2021

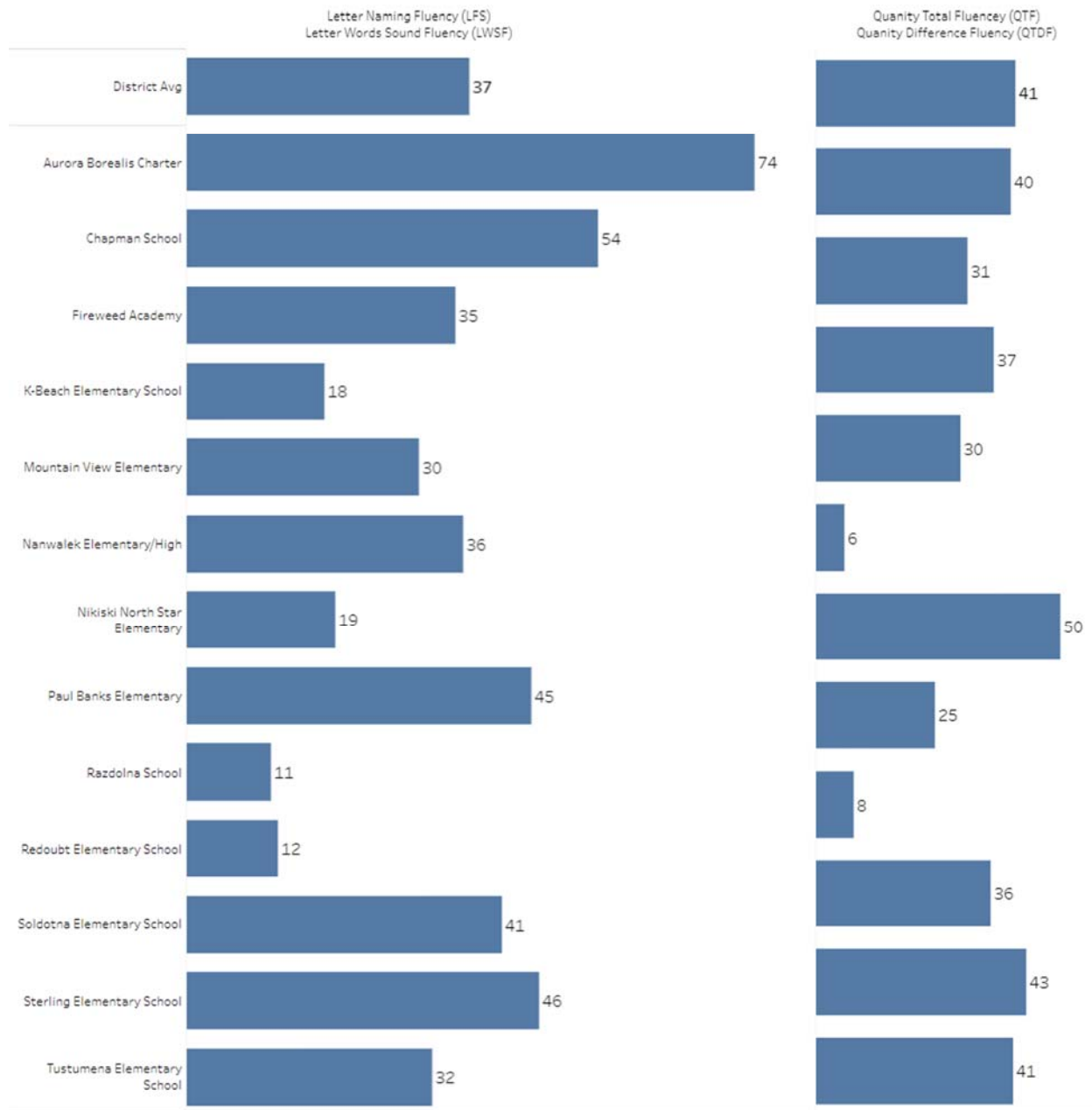
## District Assessment: Aimsweb (Kindergarten)



Aimsweb National Percentile (NPR) Data  
 2020-2021 Fall Results - Average of the NPR  
 Tested Grade: Kindergarten

YearString  
 2020-2021

Season  
 Fall





Aimsweb Plus National Percentile (NPR) Data  
 2020-2021 Spring Results - Average of the NPR  
 Tested Grades: 1st - 5th

Year  
 2020-2021

Season  
 Spring

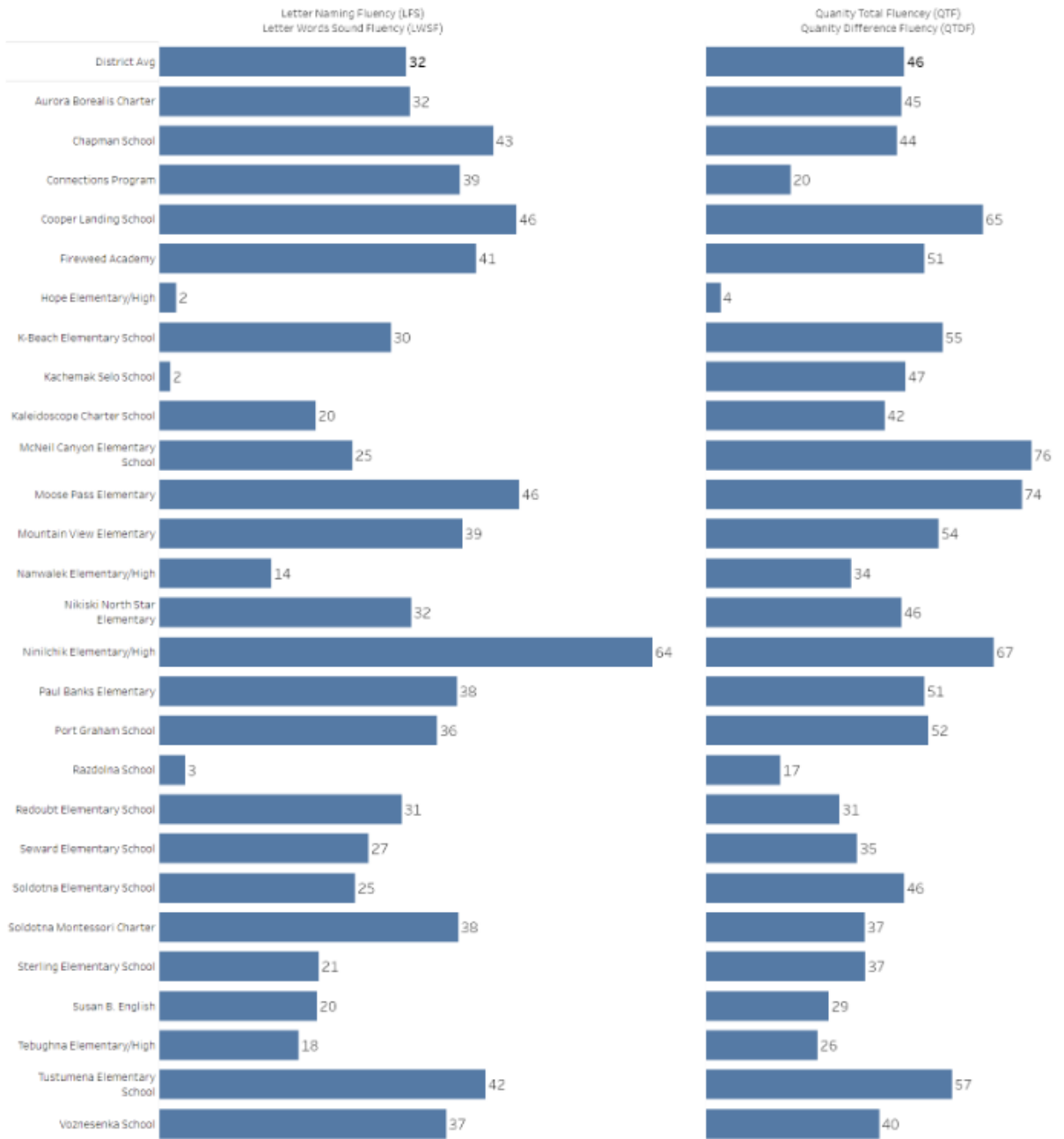




Aimsweb National Percentile (NPR) Data  
2020-2021 Spring Results - Average of the NPR  
Tested Grade: Kindergarten

YearString  
2020-2021

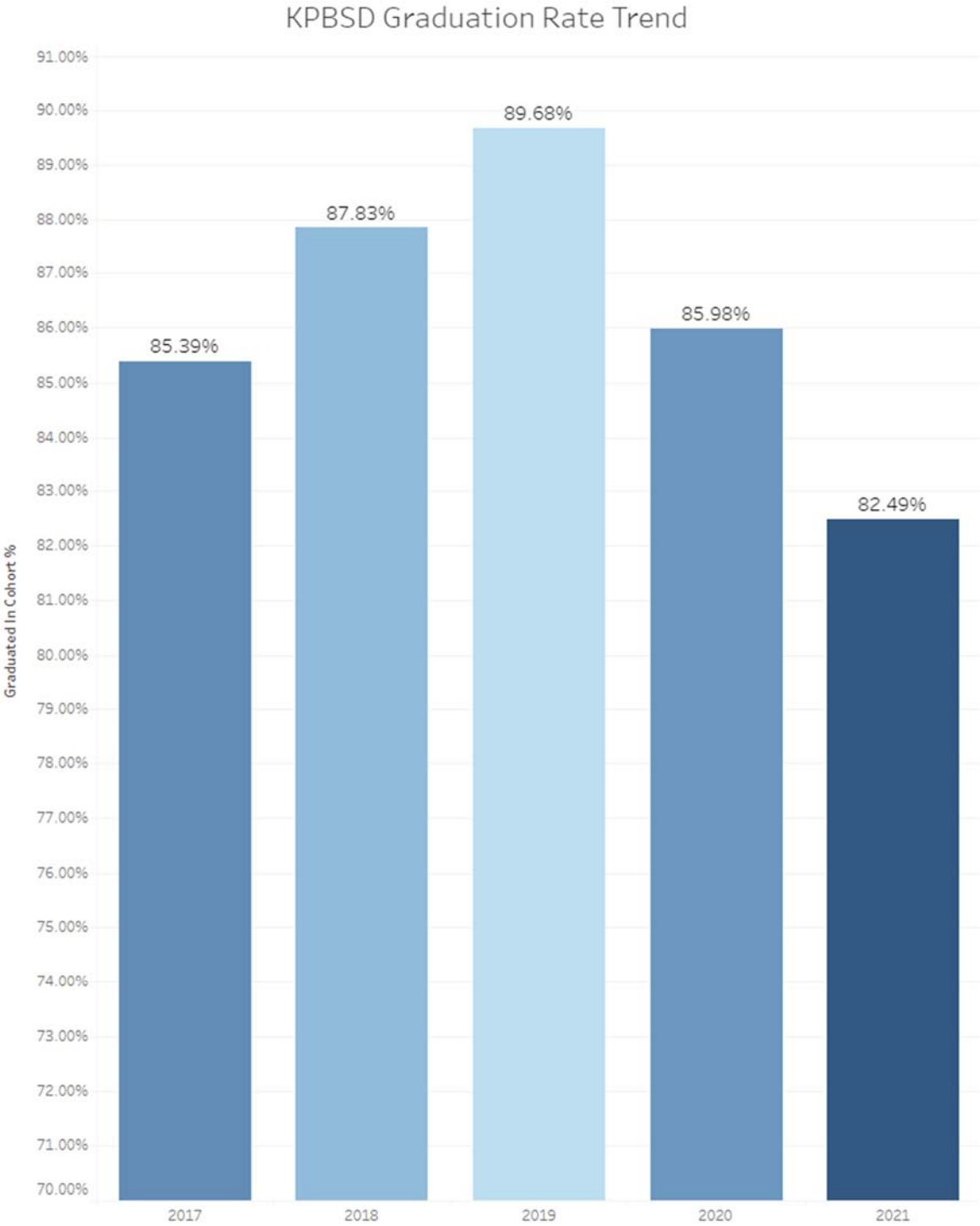
Season  
Spring



# 2020-2021

## KPBSD Graduation Rate – Five Year Trend

---



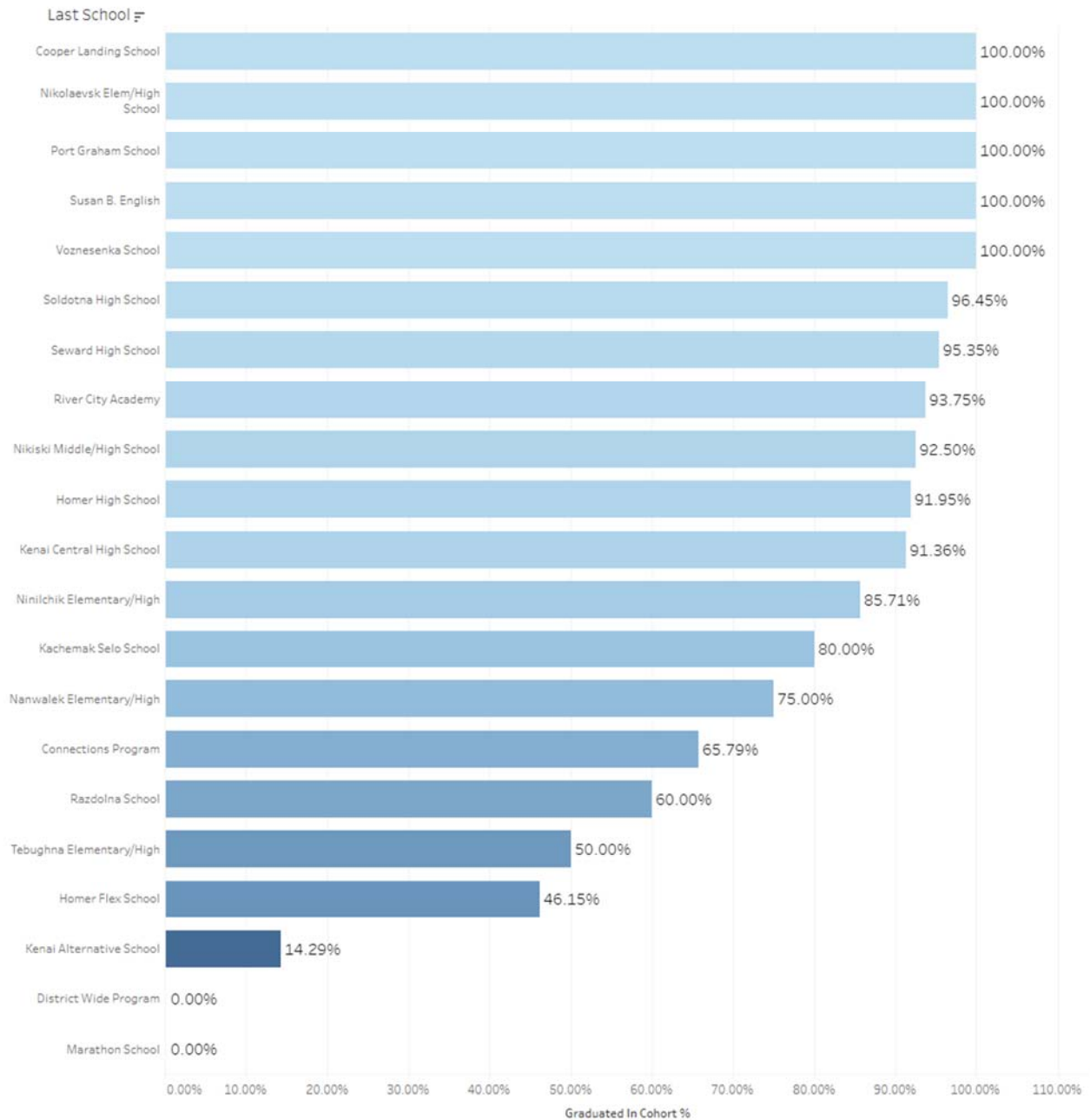
# 2020-2021

## KPBSD Graduation Rate by School

State Cohort Year

2021

KPBSD Graduation Rates by School 2021



# 2020-2021

## KPBSD Dropout Rates - Five Year Trend (2017-2021)

---

The State of Alaska has not yet released the 2020-2021 dropout rates. This graphic will be available once this information is released from the state.

# 2020-2021

## KPBSD Dropouts Grades 7 – 12

---

The State of Alaska has not yet released the 2020-2021 dropout rates. This graphic will be available once this information is released from the state.

# 2020-2021

## KPBSD Transient Rates



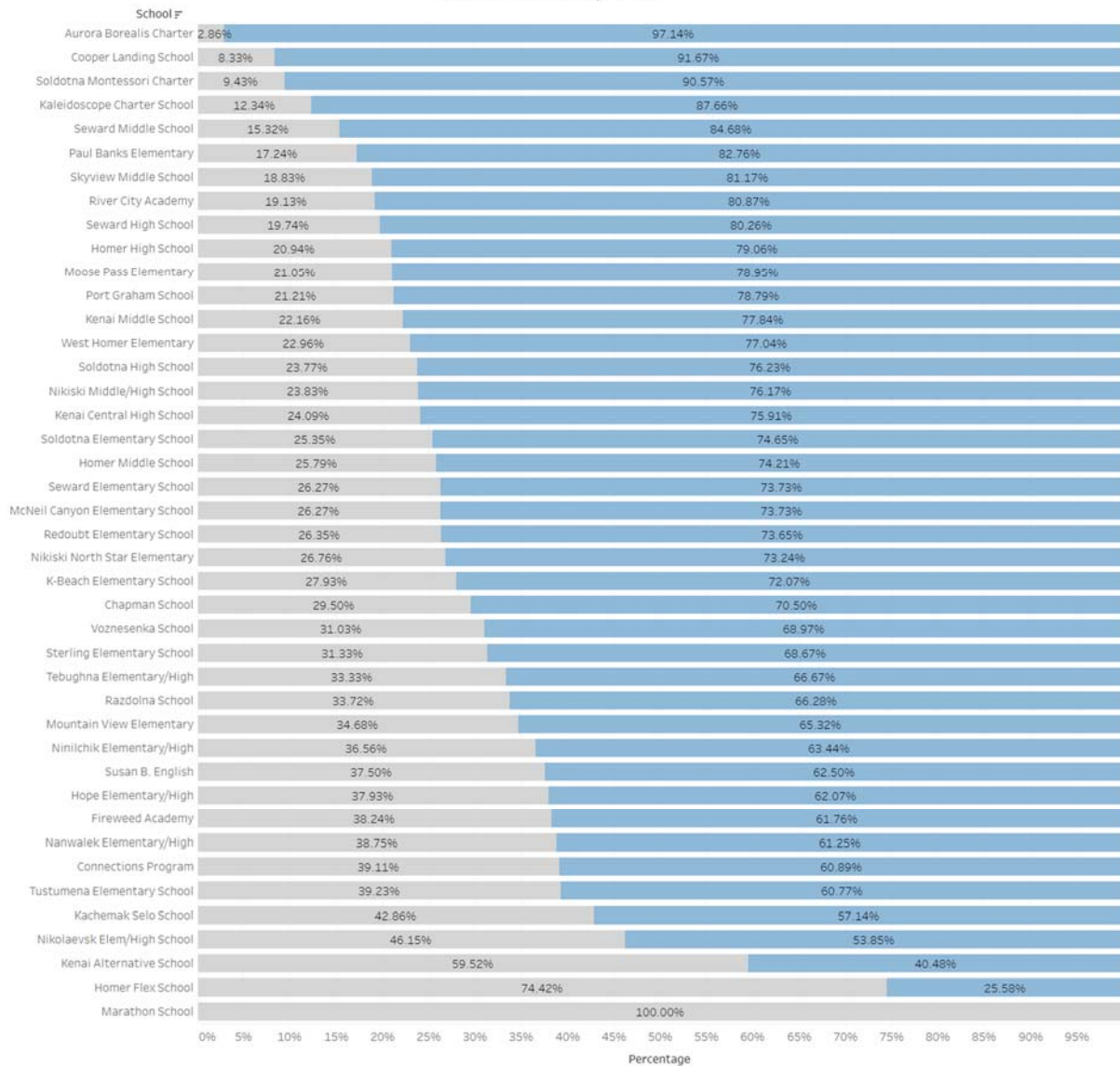
KPBSD Transient Rates 2020-2021

Year: 2020-2021  
 Transient: N (Blue), Y (Grey)

Percent Transient by District



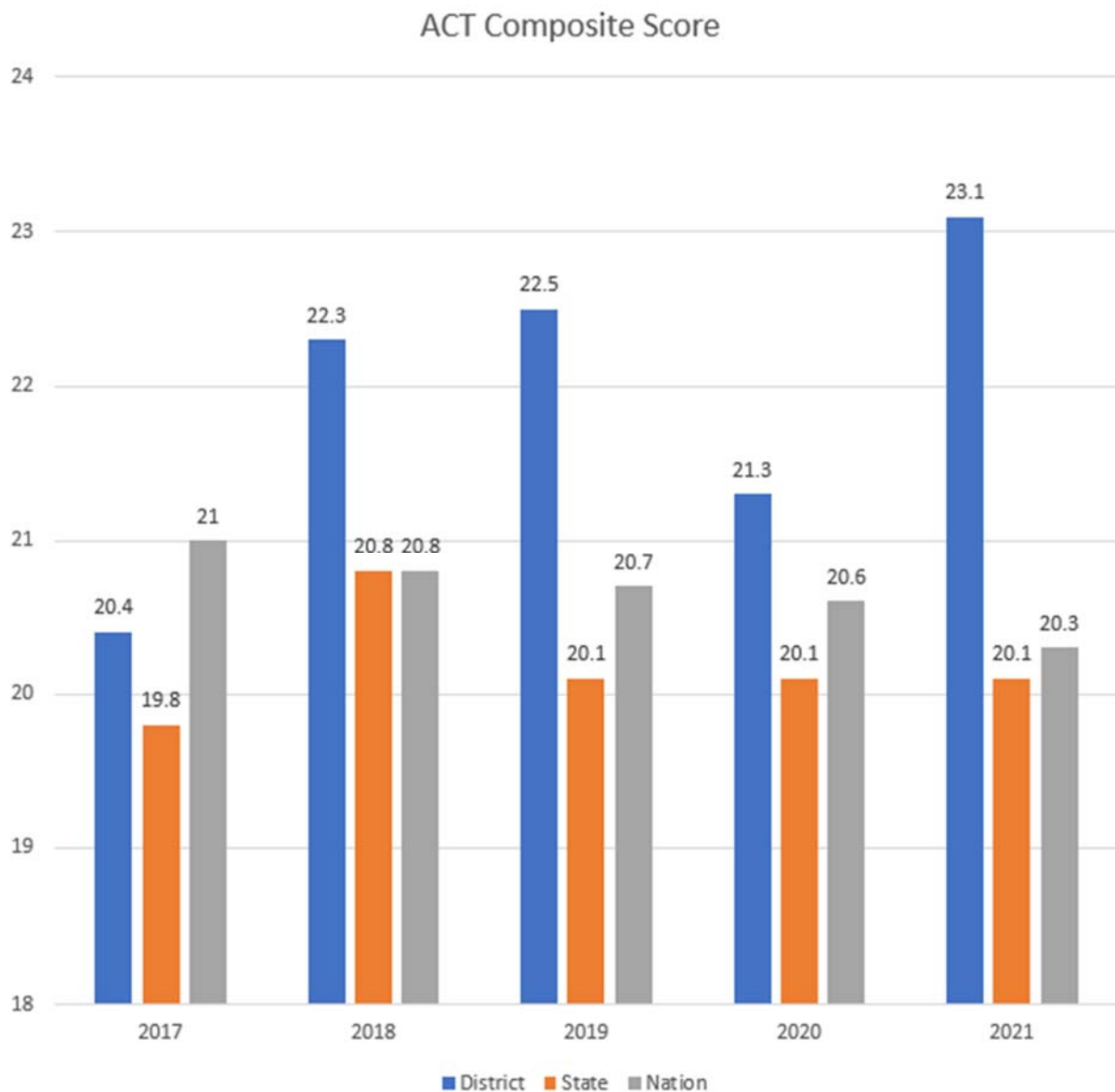
Percent Transient by School



# 2020-2021

## ACT [2017 - 2021 Five Year Trend]

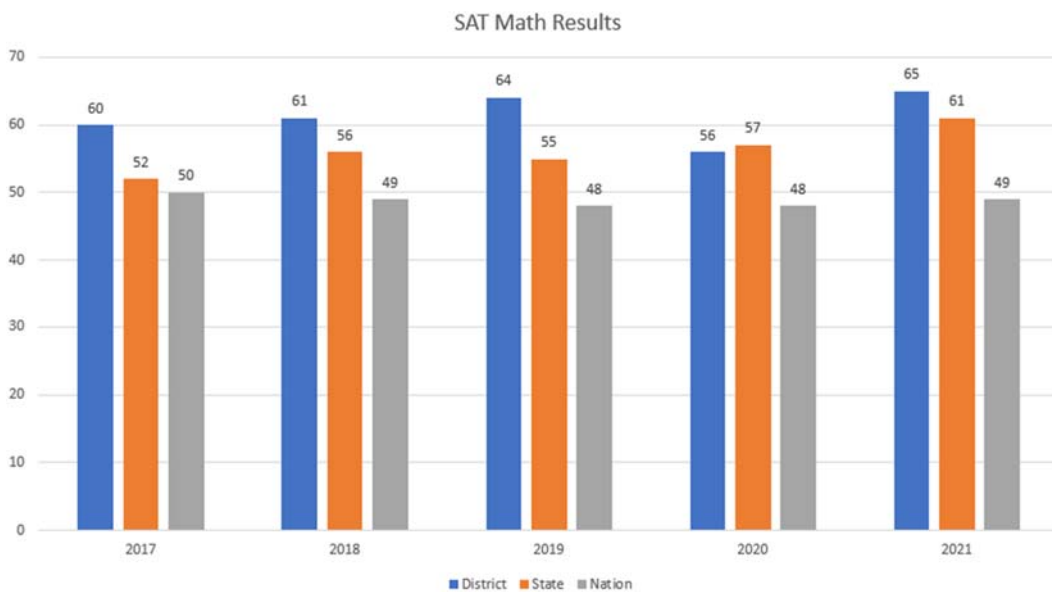
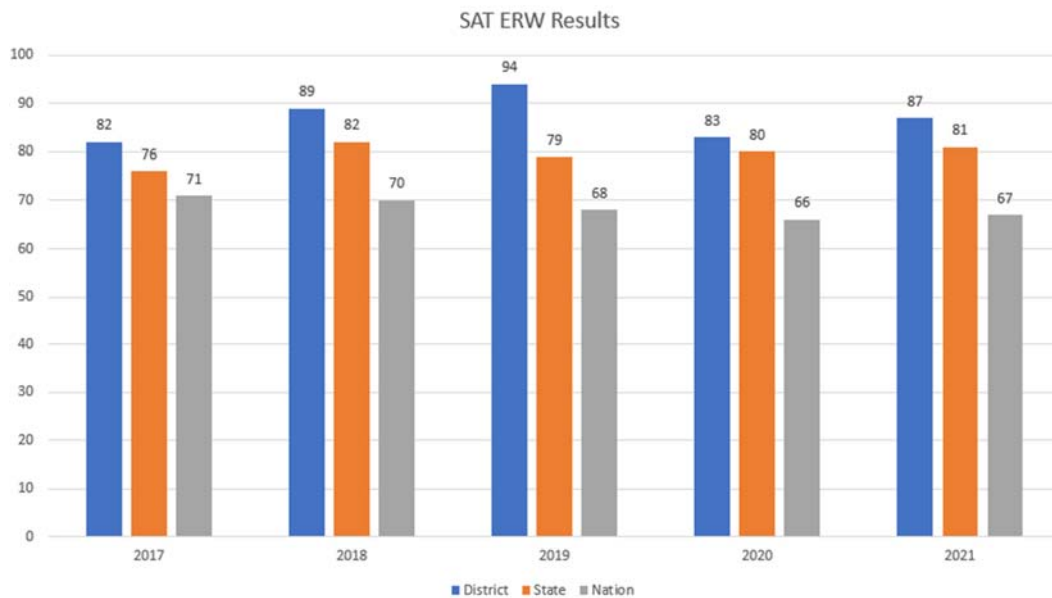
The ACT® test measures high school students' general educational development and predicts their ability to complete college-level work. The multiple-choice tests cover four skill areas: English, mathematics, reading, and science. The writing test, which is optional, measures skill in planning and writing a short essay.



# 2020-2021

## SAT - [2017-2021]

In March of 2016, the new SAT was released. The redesigned SAT provides more robust data and uses a two-section score (Evidenced based Reading & Writing [ERW] and Math) and one composite score. As a result, 2017 was the benchmark year for new SAT and reporting.



Data from CollegeBoard SAT Annual Report - KPBSD

# 2020-2021

## Alaska Performance Scholarship (APS)

---

The Alaska Performance Scholarship provides an opportunity for Alaska high school students to earn a scholarship to help cover the cost of an Alaska postsecondary education. The first graduating class to be eligible for the APS was in summer of 2011. Course requirements then continued to step up through the 2015 school year at which time they “topped” out.

In June of 2016 State law that had required graduates to take an ACT, SAT or WorkKeys assessment expired. Therefore, students no longer needed to take this assessment and the department of education no longer paid for the assessment. Completing one of these assessments and meeting the target is a requirement of the APS. As a result, there was a drop in the number of students completing the required assessment and a drop in number of graduates eligible for the award.

During the 2019/2020 and 2020/2021 school years, the standardized test scores (ACT, SAT, WorkKeys) were waived as a requirement to obtain the Alaska Performance Scholarship. The requirement is now in affect for the 2021/2022 school year, and you may see changes in eligibility data.



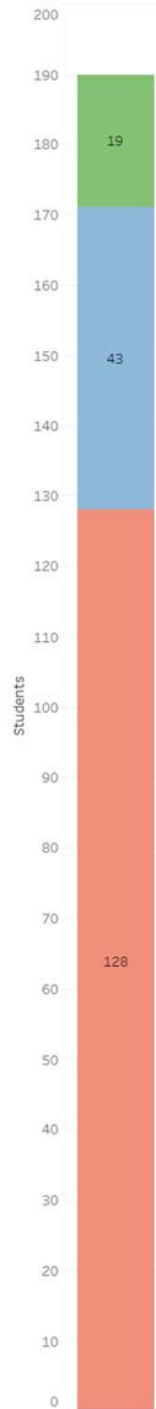
# KPBSD APS Eligibility 2020-2021

Year: 2020-2021

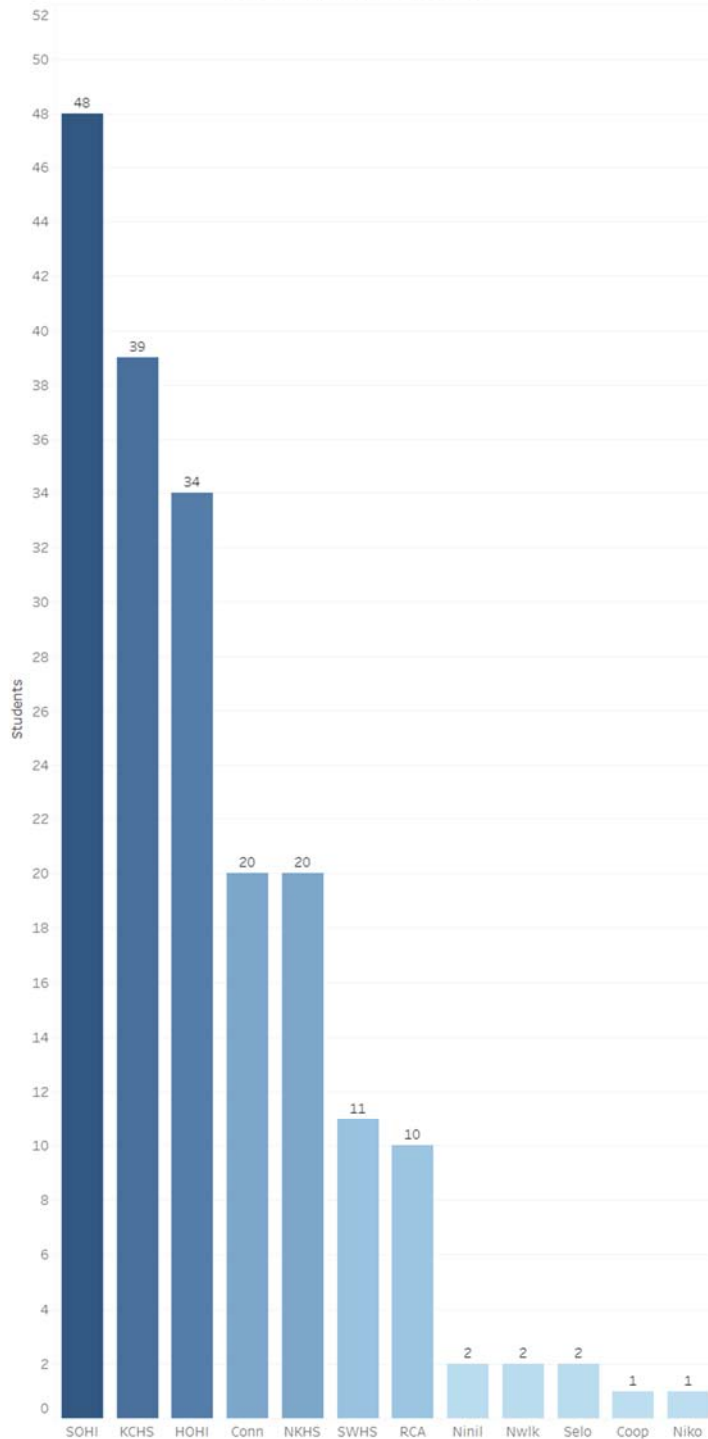
APS Eligibility Le...

- 3
- 2
- 1

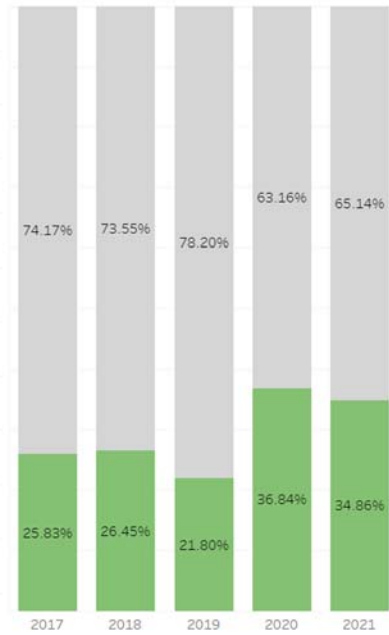
Eligibility Count by District



Eligibility Count by School



APS Eligible Students as Percent of Graduating Class



APS Eligible Student Counts

