



KPBSD Library Services Report

Christina Burns

Districtwide Librarian

2021-2022

Implemented this school year

- Visited most of the schools in October to assess needs of library staff
- Contacted all principals of small schools to find a contact to share library information, district resources, & events
- Sent weekly library updates to all schools
- Streamlined the CSC process to utilize the library staff at schools
- Conducted the Battle of the Books with most of the schools participating.

Implemented this school year

- Monthly PLC's with library staff via zoom
- Created a Library Leadership Team with members from each area of the district (Homer- Deb Curtis, Soldotna- Tamra Wear, Kenai- Jill Gann, and Seward- Jessica Bamford)
- Regional PLC's with local leadership team member/local help
- Created quarterly reports for libraries to share with all principals and district administration, along with important information from the library staff

Library Services Report

First Quarter: 8/17-10/15, 2021

**Library Books
Checked OUT:**

23,289

**Library Books
Checked IN:**

15,901

**Chromebooks & Chargers
checked out:**

1,518

**Textbooks
Checked out:**

2,424

**Whole Class visits
to the Library:**

986

**Digital Books checked out
through SORA: 1,968**

Ebooks: 1,547

Audiobooks: 421

**World Book
usage:**

112,060

Brain Pop usage:

731

TumbleBooks

usage:

1,504

Library Services Report

Second Quarter: 10/16/2021– 01/03/2022

Library Books Checked OUT: 25,188	Library Books Checked IN: 22,866	Chromebooks & Chargers checked out: <i>Only a few schools do this</i> 1,246
Digital Magazines checked out in SORA: <i>Started in November</i> 242	Whole Class visits to the Library: 1450	Digital Books checked out through SORA: 3602
World Book usage: 137,561	Brain Pop usage: 1,445	TumbleBooks usage: 1544

Library Services Report

Third Quarter: 01/04-2022– 03/04/2022

Library Books Checked OUT: 20,667	Library Books Checked IN: 18,715	Chromebooks & Chargers checked out: <i>Only a few schools do this</i> 701
Digital Magazines checked out in 122	Whole Class visits to the Library: 1,683	Digital & Audio Books checked out through SORA: 2, 297
World Book usage: 131,354	Brain Pop usage: 793	TumbleBooks usage: 1,418

Library Services Report




Quarters 1-3 Combined

Library Books Checked OUT: 69,144	Library Books Checked IN: 57,482	Chromebooks & Chargers checked out: <i>Only a few schools do this</i> 3,465
Digital Magazines checked out in SORA: <i>Started in November</i> 364	Whole Class visits to the Library: 4,119 Average 20/class 82,380 students 10 visits/student	Digital Books checked out through SORA: 7,867
World Book usage: 380,975	Brain Pop usage: <i>Available through SLED</i> 2,969	Capstone/Pebble Go usage: Small Schools: 17,165 Other schools: 304,560

Added 70 digital magazines to the collection

Magazines

Read your favorite magazine on SORA!







Over 70 books >

Added 1,700 digital comics to the collection

All-Access Comics

Always Available, All the Time!



Over 1,700 books >

Suggest to add:

Cameron's Collection to support SEL in KPBSD high schools with CASEL standards alignment.

Plan to buy a collection each year using library funds:

2022-2023- Middle School Collection

2023-2024- Elementary Collection

Created a Library Services Page

Library Catalog



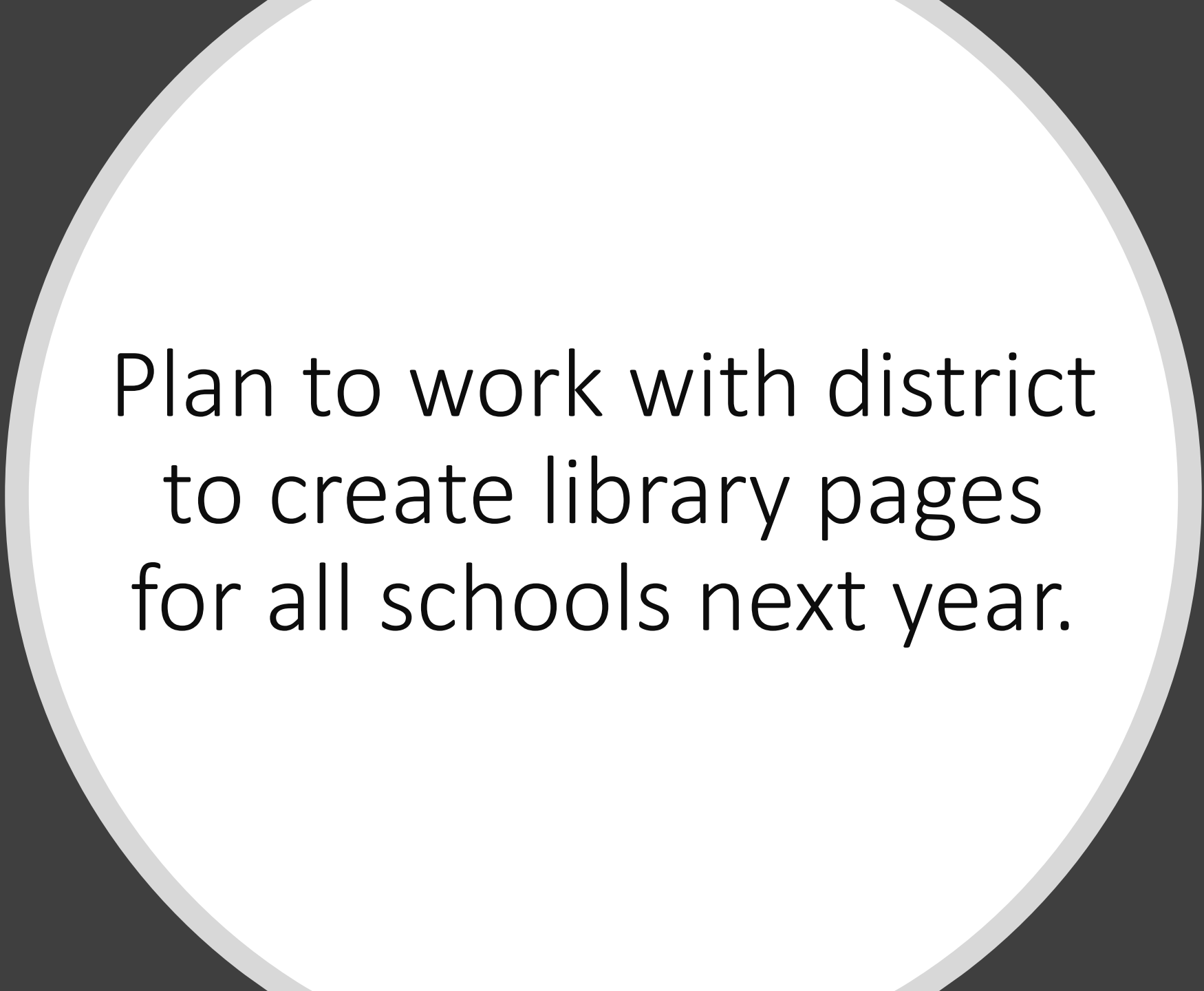
Check the electronic library catalog for your school:

[Electronic Library Catalog](#)

Check all Elementary, Middle, or High school libraries. Click on drop-down menu to choose your level:

[Group Search](#)

Library Resources



Plan to work with district
to create library pages
for all schools next year.

Assessment of KPBSD Library Collection

- After visiting most of the schools in KPBSD and looking over the 1st quarter report I created and presented an assessment of the KPBSD Library Collection to the Elementary Supervisor.
- The results of this assessment and significant age of the collection resulted in the delivery of \$500 to each school in the district with funds specifically to purchase library books.
- Secured a district discount through B&N for a 35% discount and free shipping. Allowing schools to receive \$770 worth of books. However, schools were able to purchase from any district approved vendor.

1st quarter average Age of Collection

- **000-099:** 2001
 - Generalities
- **100-199:**2000
 - Philosophy & Psychology
- **200-299:** 1989
 - Religion
- **300-399:** 1992
 - Social Sciences
- **400-499:** 1992
 - Languages
- **500-599:** 1996
 - Science
- **600-699:** 1997
 - Technology
- **700-799:** 1996
 - Arts & Recreation
- **800-899:** 1989
 - Literature
- **900-999:** 1993
 - History & Geography
- **Fiction:** 2001

3rd quarter Average Age of Collection

- **000-099:** 2002 *+1 year*
- **100-199:** 2000 *no change*
- **200-299:** 1990 *+1 year*
- **300-399:** 1993 *+1 year*
- **400-499:** 1993 *+1 year*
- **500-599:** 1997 *+1 year*
- **600-699:** 1999 *+2 years*
- **700-799:** 1998 *+2 years*
- **800-899:** 1990 *+1 year*
- **900-999:** 1995 *+2 years*
- **Fiction:** 2001 *no change*