

Kenai Peninsula Borough School District

Student Assessments/Graduation Results

2021-2022 School Year



Clayton Holland
Superintendent
February 2023

Table of Contents

Board Members	p. 3
Districtwide Assessment Calendar	p. 4
Alaska's New Balanced Assessment System	p. 5
ACCESS for ELLs	p. 13
NWEA MAP Growth	p. 15
Aimsweb Plus	p. 18
Graduation Rate	p. 23
Dropout Rate	p. 25
Transient Rate	p. 27
ACT	p. 28
SAT	p. 29
Alaska Performance Scholarship	p. 30

2021-2022

School Board Members

Zen Kelly, President
Debbie Cary, Vice President
Penny Vadla, Treasurer
Jason Tauriainen, Clerk
Tim Daugharty
Jennifer Waller
Virginia Morgan
Matt Morse
Patti Truesdell

Neviya Reed
Student Representative

Lisa Gabriel
Administrative Secretary

District Staff

Clayton Holland, Superintendent
Kari Dendurent, Assistant Superintendent
Nate Crabtree, Director of Human Resources
Elizabeth Hayes, Director of Finance
Amy Hagen, Director of Pupil Services
Eric Pederson, Director of Elementary Education
Tony Graham, Director of Secondary Education

2021-2022

Districtwide Assessment Calendar

Each year, the Kenai Peninsula Borough School District assesses student achievement using a variety of measures. The Kenai Peninsula Borough School District administered the following assessments during the 2021-2022 school year:

2021-2022 Assessment Calendar - updated 8-12-21 cm											
Assessment		August	September	October	November	December	January	February	March	April	May
FEDERAL	ACCESS 2.0 English Language Proficiency Assessment	W-APT Screener; Screen Kindergarten students Listening & Speaking only *	W-APT Screener; Screen Kindergarten students Listening & Speaking only *	W-APT Screener; Screen Kindergarten students Listening & Speaking only *	W-APT Screener; Screen Kindergarten students Listening & Speaking only *	W-APT Screener; Screen Kindergarten students Listening & Speaking only *		Feb. 1 - Mar. 4 Grades K - 12		Screen Kindergarten students; Reading & Writing	Screen Kindergarten students; Reading & Writing
	NAEP Grade 4 & 8 Reading & Mathematics						NAEP year Grades 4 & 8 at selected schools				
DISTRICT	AIMSWEBPLUS	Aug 23 - Sept 10 Grades K - 5				Dec 6 - Jan 14 Grades K - 5				April 25 - May 13 Grades K - 5	
	Measures of Academic Progress (MAP)	Aug 23 - Sept 10 Grades 3-10				Dec 6 - Jan 14 Grades 3-10				April 25 - May 13 Grades 3-10	
	Common Quarterly Assessments (CQA)			ELA K-12		ELA K-12			ELA K-12		
STATE	Kindergarten Development Profile	Aug. 23 - Sept. 17 Kindergarten (4 week Observation window)		Sept 17 - Nov 1 KDP data entry window							
	NWEA MAP ELA/Math								Mar 28 - April 22 Grade 3 - 9		
	Performance Evaluation For Alaska's Schools (PEAKS) Science								Mar 28 - Apr 22 Grades 5, 8, & 10		
	Alternate Assessment Dynamic Learning Maps (DLM)								Mar 21 - May 6 ELA & Math Grades 3 - 9 Science - Grades 5, 8, & 10		

*ELP - Identified EL students only

NAEP - Contact the Assessment Department for a list of Selected Schools

2021-2022

Alaska's New Balanced Assessment System

The State of Alaska partnered with NWEA to create Alaska's new summative assessment system called AK STAR. Students in grades 3-9 completed the AK STAR summative assessment once in the spring of 2022. Students also took assessments created by NWEA three times per year for KPBSD's district benchmarks called NWEA MAP Growth. Students in grades 3-10 took these assessments in the fall, winter, and spring.

NWEA MAP Growth is a norm-referenced assessment that shows what students are ready to learn next in reading, language usage, and math, and it measures students' growth over time. The assessments are independent of students' assigned grade level and are item adaptive. This means that students could see assessment questions that are above or below their assigned grade level dependent on how they answer the previous question. The results of the assessment not only display the students' zone of proximal development, but also provide a conditional growth percentile and a national percentile ranking which allows for comparison between Alaska's students and the rest of America.

In contrast, the summative AK STAR assessment is criterion-referenced and measures grade level proficiency in English language arts and math. Students see grade-level questions only. The results categorize students into proficiency bands which state whether they are proficient or not on grade-level standards. Another criterion-referenced summative assessment is the Alaska Science Assessment, which changed its name from the PEAKS Science Assessment. Although the test vendor, DRC, remained the same, the test was redesigned, and new proficiency levels were developed.

The ultimate design of the balanced assessment system is that AK STAR and MAP Growth will be a linked assessment in the spring. Although they will be one assessment, both criterion and norm-referenced data will be available from the one assessment.

2021-2022

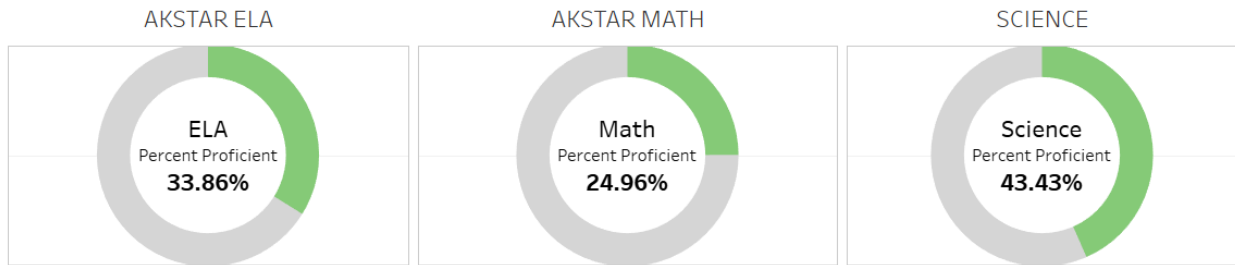
Alaska's New Balanced Assessment System – Percent Proficient



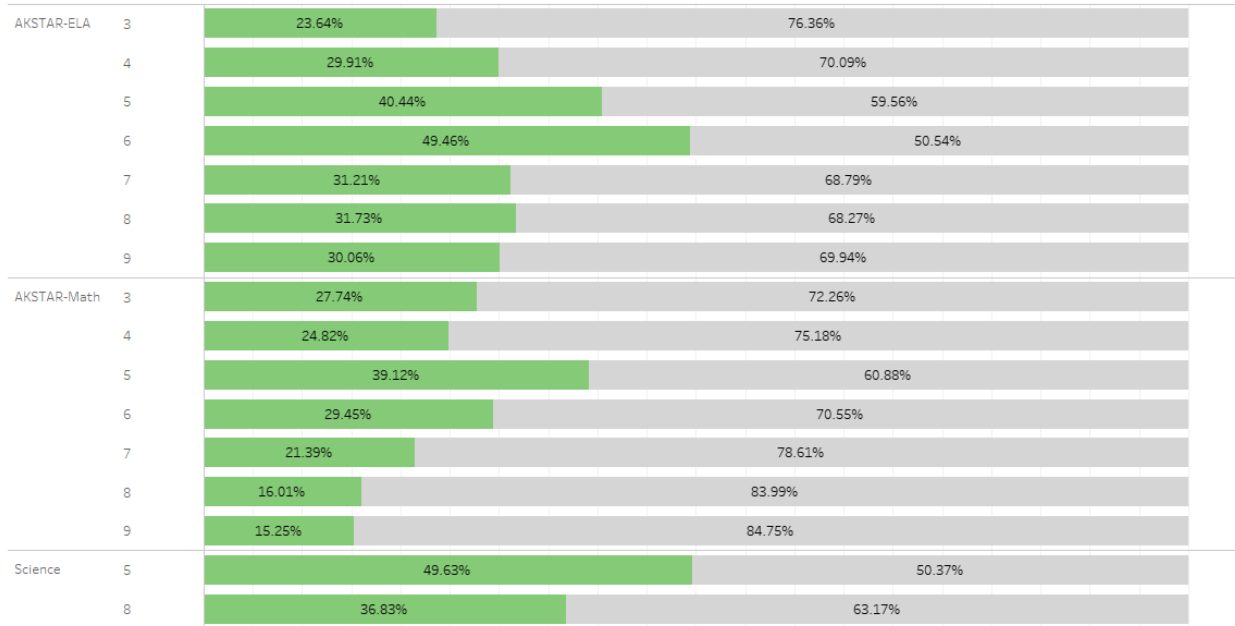
Alaska System of Academic Readiness (AK STAR) & Alaska Science Assessment

Year

School



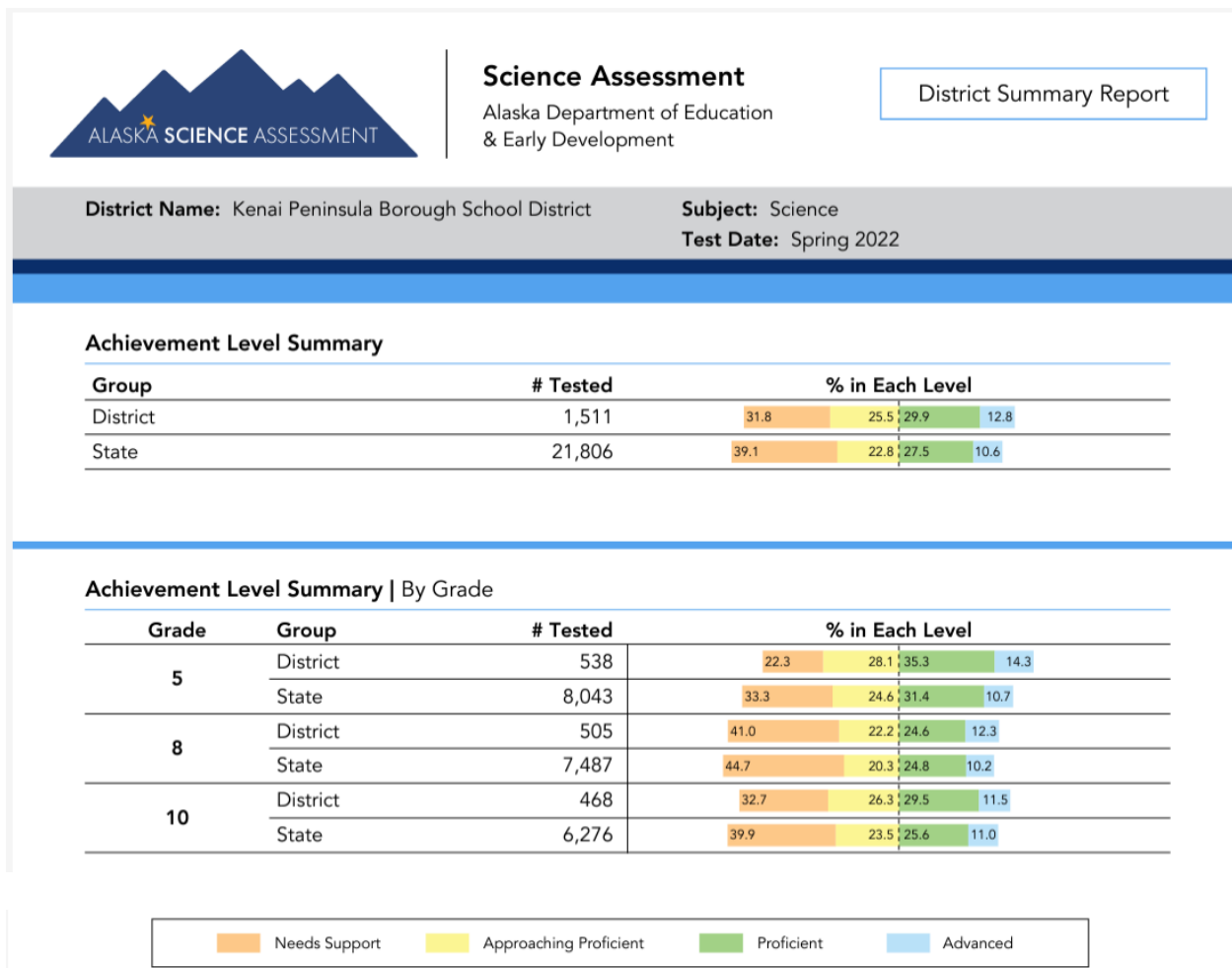
District Level - Percent Proficient by Grade



2021-2022

Alaska Science Assessment

KPBSD's results for the AK STAR and Alaska Science Assessment are displayed below. There are no prior years for comparison, so these results set a new baseline. The first graphic displays the percentage of KPBSD's students in each performance category and compares that to the results of the state.



The second graphic shows the proficiency of the district and state in the specific strands of the Alaska Science Assessment.

2021-2022

Alaska Science Assessment



District Summary Report

District Name: Kenai Peninsula Borough School District

Subject: Science

Test Date: Spring 2022

Performance by Reporting Category

The table below shows how the performance of the district and state compared to the state standard for proficiency on specific areas of the Science Assessment.

Grade	# Tested	Reporting Category	District	State
5	538	Life Science	▲	▼
		Physical Science	▬	▼
		Earth and Space Science	▬	▼
8	505	Life Science	▼	▼
		Physical Science	▼	▼
		Earth and Space Science	▼	▼
10	468	Life Science	▼	▼
		Physical Science	▼	▼

Performance Results Key

The district or state

▲ *did better than* the state standard for proficiency

▬ *did about as well as* the state standard for proficiency

▼ *did not do as well as* the state standard for proficiency

■ *did not attempt any items in this category*

2021-2022

AK STAR - ELA

	# Students Tested	Mean Score	Median Score	% of Students by Achievement Level			
KENAI PENINSULA BOROUGH SCHOOL DISTRICT	3822	1596	1591	35%	31%	24%	10%
ALASKA STATE ORG	54745	1591	1585	43%	28%	21%	9%

Achievement Levels

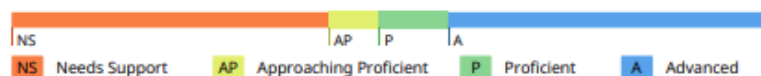
Overall scores on the AK STAR Assessments are divided into four achievement levels: Advanced, Proficient, Approaching Proficient, and Needs Support.

Scale Scores

The number of students and median and mean scale scores are reported at the district level in the table below. The median is the middle score in the ordered list of all students' scale scores. The mean is the average scale score by grade.

Comparisons To State

- ↑ did better than the state mean for the reporting category
- ≈ did about as well as the state mean for the reporting category
- ↓ did not do as well as the state mean for the reporting category
- ∅ did not attempt any items in this category





ELA Summary By Grade

Grade	# Students Tested	Mean Score	Median Score	% of Students by Achievement Level	Reporting Category	Comparison to State
3	533	1575	1572	 Needs Support: 39% Approaching Proficient: 37% Proficient: 8% Advanced: 16%	Reading	↑
				Writing and Language	↑	
4	565	1582	1578	 Needs Support: 38% Approaching Proficient: 32% Proficient: 17% Advanced: 13%	Reading	↑
				Writing and Language	↑	
5	549	1592	1590	 Needs Support: 21% Approaching Proficient: 39% Proficient: 30% Advanced: 10%	Reading	↑
				Writing and Language	↑	
6	556	1605	1603	 Needs Support: 17% Approaching Proficient: 34% Proficient: 44% Advanced: 5%	Reading	↑
				Writing and Language	↑	
7	580	1601	1601	 Needs Support: 48% Approaching Proficient: 21% Proficient: 24% Advanced: 7%	Reading	↑
				Writing and Language	↑	
8	520	1607	1600	 Needs Support: 43% Approaching Proficient: 25% Proficient: 18% Advanced: 14%	Reading	↑
				Writing and Language	↑	
9	519	1610	1606	 Needs Support: 42% Approaching Proficient: 28% Proficient: 24% Advanced: 6%	Reading	↑
				Writing and Language	↑	

2021-2022

AK STAR - MATH

	# Students Tested	Mean Score	Median Score	% of Students by Achievement Level
KENAI PENINSULA BOROUGH SCHOOL DISTRICT	3802	1546	1542	
ALASKA STATE ORG	54688	1542	1537	





Achievement Levels

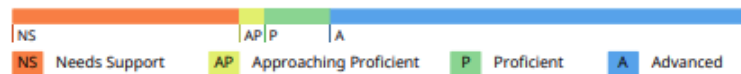
Overall scores on the AK STAR Assessments are divided into four achievement levels: Advanced, Proficient, Approaching Proficient, and Needs Support.

Scale Scores








The number of students and median and mean scale scores are reported at the district level in the table below. The median is the middle score in the ordered list of all students' scale scores. The mean is the average scale score by grade.

Comparisons To State

-  did better than the state mean for the reporting category
-  did about as well as the state mean for the reporting category
-  did not do as well as the state mean for the reporting category
-  did not attempt any items in this category



MA Summary By Grade

Grade	# Students Tested	Mean Score	Median Score	% of Students by Achievement Level	Reporting Category	Comparison to State
3	531	1514	1513		Content	↑
				Needs Support: 50% Approaching Proficient: 22% Proficient: 21% Advanced: 6%	Argumentation and Modeling	≈
4	564	1527	1524		Content	↑
				Needs Support: 52% Approaching Proficient: 23% Proficient: 11% Advanced: 14%	Argumentation and Modeling	↑
5	547	1538	1535		Content	↑
				Needs Support: 45% Approaching Proficient: 16% Proficient: 27% Advanced: 12%	Argumentation and Modeling	↑
6	554	1551	1550		Content	↑
				Needs Support: 39% Approaching Proficient: 31% Proficient: 20% Advanced: 9%	Argumentation and Modeling	↑
7	577	1558	1553		Content	↑
				Needs Support: 49% Approaching Proficient: 29% Proficient: 18% Advanced: 3%	Argumentation and Modeling	↑
8	509	1570	1564		Content	↑
				Needs Support: 71% Approaching Proficient: 13% Proficient: 9% Advanced: 7%	Argumentation and Modeling	↑
9	520	1567	1563		Content	↓
				Needs Support: 64% Approaching Proficient: 21% Proficient: 11% Advanced: 4%	Argumentation and Modeling	↓

2021-2022

Performance Evaluation of Alaska’s Schools (AK STAR) ELA - Disaggregated



AK STAR Performance Evaluation Overview

School Year: 2022 Subject: ELA

ELA

Group	Participation Rate %		
All Students	83.46%	33.86%	66.14%
Female	82.84%	38.70%	61.30%
Male	84.04%	29.36%	70.64%
African American	82.61%	15.79%	84.21%
Alaska Native/American Indian	92.77%	13.35%	86.65%
Asian/Pacific Islander	93.33%	28.57%	71.43%
Caucasian	81.83%	38.04%	61.96%
Hispanic	84.49%	21.12%	78.88%
Two or More Races	85.63%	30.22%	69.78%
Economically Disadvantaged	87.27%	20.36%	79.64%
Not Economically Disadvantaged	82.00%	39.34%	60.66%
Students With Disabilities	85.46%	9.07%	90.93%
Students Without Disabilities	83.01%	39.58%	60.42%
Limited English Proficient	93.96%	6.43%	93.57%
Not Limited English Proficient	83.03%	35.14%	64.86%
Migrant Students	91.50%	27.14%	72.86%
Not Migrant Students	82.91%	34.37%	65.63%
Active Duty Parent/Guardian	92.42%	36.07%	63.93%
Not Active Duty Parent/Guardian	83.33%	33.82%	66.18%
Homeless	92.73%	12.96%	87.04%
Not Homeless	83.35%	34.16%	65.84%
Foster Care	92.31%	13.89%	86.11%
Not Foster Care	83.38%	34.05%	65.95%
Disabled With Accommodations	Null	5.45%	94.55%

2021-2022

Performance Evaluation of Alaska’s Schools (AK STAR) Math - Disaggregated



AK STAR Performance Evaluation Overview

School Year: Subject:

MATH

Group	Participation Rate %		
All Students	83.02%	24.88%	75.12%
Female	82.44%	22.72%	77.28%
Male	83.57%	26.89%	73.11%
African American	82.61%		
Alaska Native/American Indian	91.91%	8.78%	91.22%
Asian/Pacific Islander	91.67%	30.91%	69.09%
Caucasian	81.38%	28.63%	71.37%
Hispanic	84.49%	11.80%	88.20%
Two or More Races	85.47%	19.82%	80.18%
Economically Disadvantaged	87.11%	12.87%	87.13%
Not Economically Disadvantaged	81.46%	29.79%	70.21%
Students With Disabilities	85.34%	6.28%	93.72%
Students Without Disabilities	82.50%	29.20%	70.80%
Limited English Proficient	93.96%	2.34%	97.66%
Not Limited English Proficient	82.57%	25.94%	74.06%
Migrant Students	91.16%	21.64%	78.36%
Not Migrant Students	82.46%	25.13%	74.87%
Active Duty Parent/Guardian	90.91%	25.00%	75.00%
Not Active Duty Parent/Guardian	82.91%	24.88%	75.12%
Homeless	92.73%		
Not Homeless	82.91%	25.19%	74.81%
Foster Care	92.31%		
Not Foster Care	82.94%	25.07%	74.93%
Disabled With Accommodations	Null	3.04%	96.96%

2021-2022

English Language Learners – ACCESS/WIDA Assessment

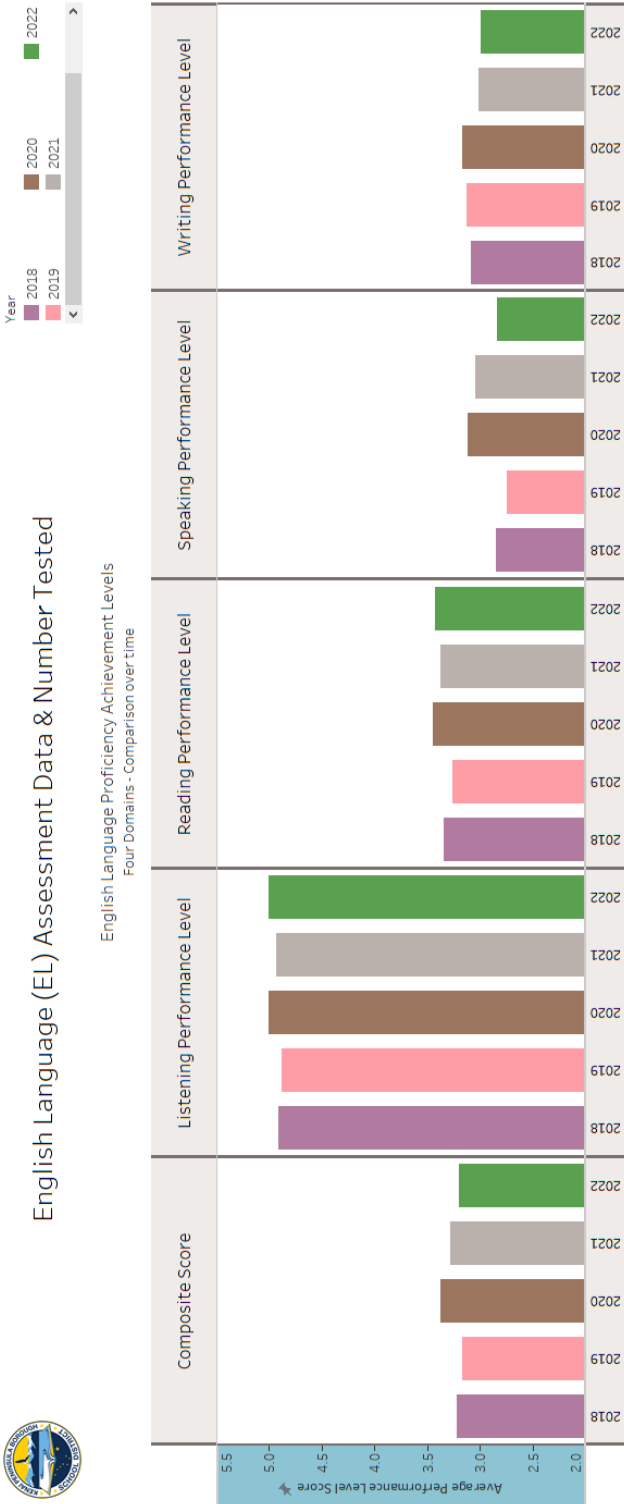
English Language Proficiency Assessment

Annually, Local Education Agencies (LEAs) are required to assess the English proficiency of their identified English Learners (ELs). Alaska is a part of the WIDA Consortium which provides us with language standards and resources for teachers to use to provide students with needed support. The state of Alaska also utilizes the WIDA ACCESS for ELs assessment, which assesses students in the domains of reading, writing, speaking, and listening. These scores are used to drive instruction for students, determine a student's proficiency level, as well as for accountability purposes.

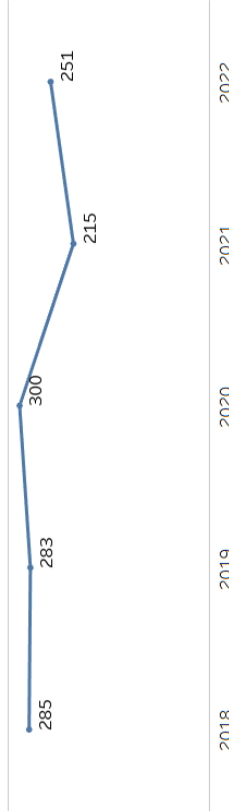
The assessment uses a scale from 1-6 (6 being the most proficient). Each domain is scored on this scale, and there is an overall composite score that is calculated from these four domain scores. Students who receive a composite score of 4.5 allows them to move from active EL status and into "monitoring" status. Students remain in monitoring status for four years to ensure that they were not prematurely exited from the program.

2021-2022

English Language Learners – ACCESS/WIDA Assessment



of English Language Learners (ELL) Students Tested FY18 - FY22



ELL Proficient/Not Proficient

Outcome	2018	2019	2020	2021	2022
# Proficient	7	11	11	9	5
# Not Proficient	279	286	315	215	249

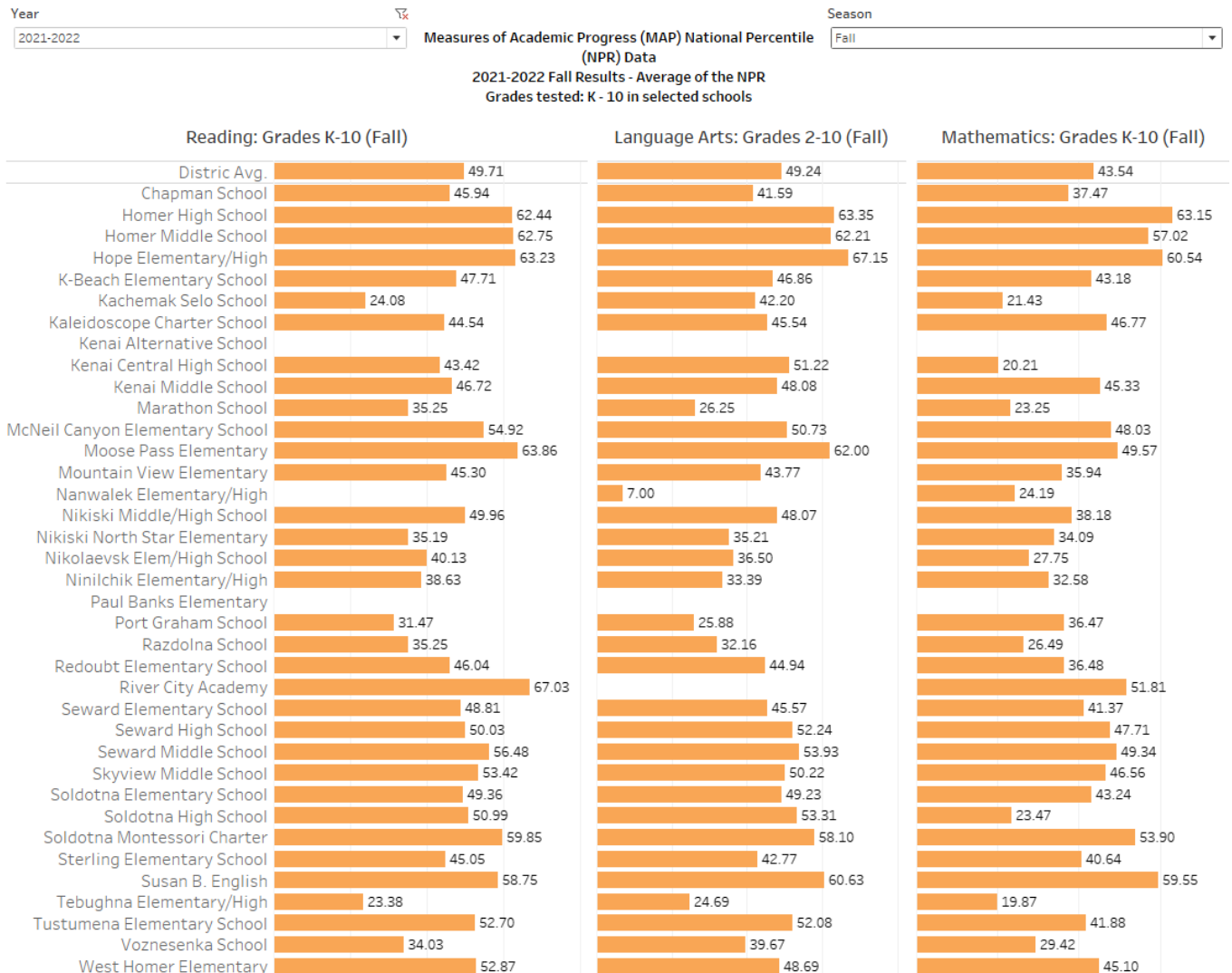


2021-2022

District Assessment: NWEA MAP Growth

NWEA MAP Growth is a nationally normed, online, computer-adaptive, diagnostic assessment. Students in grades 3-10 are assessed three times a year in Reading, Mathematics, and Language Arts. The assessment provides for more accurate student course placement, diagnosis of instructional needs, and measurement of student gains across the fall, winter, and spring reporting periods.

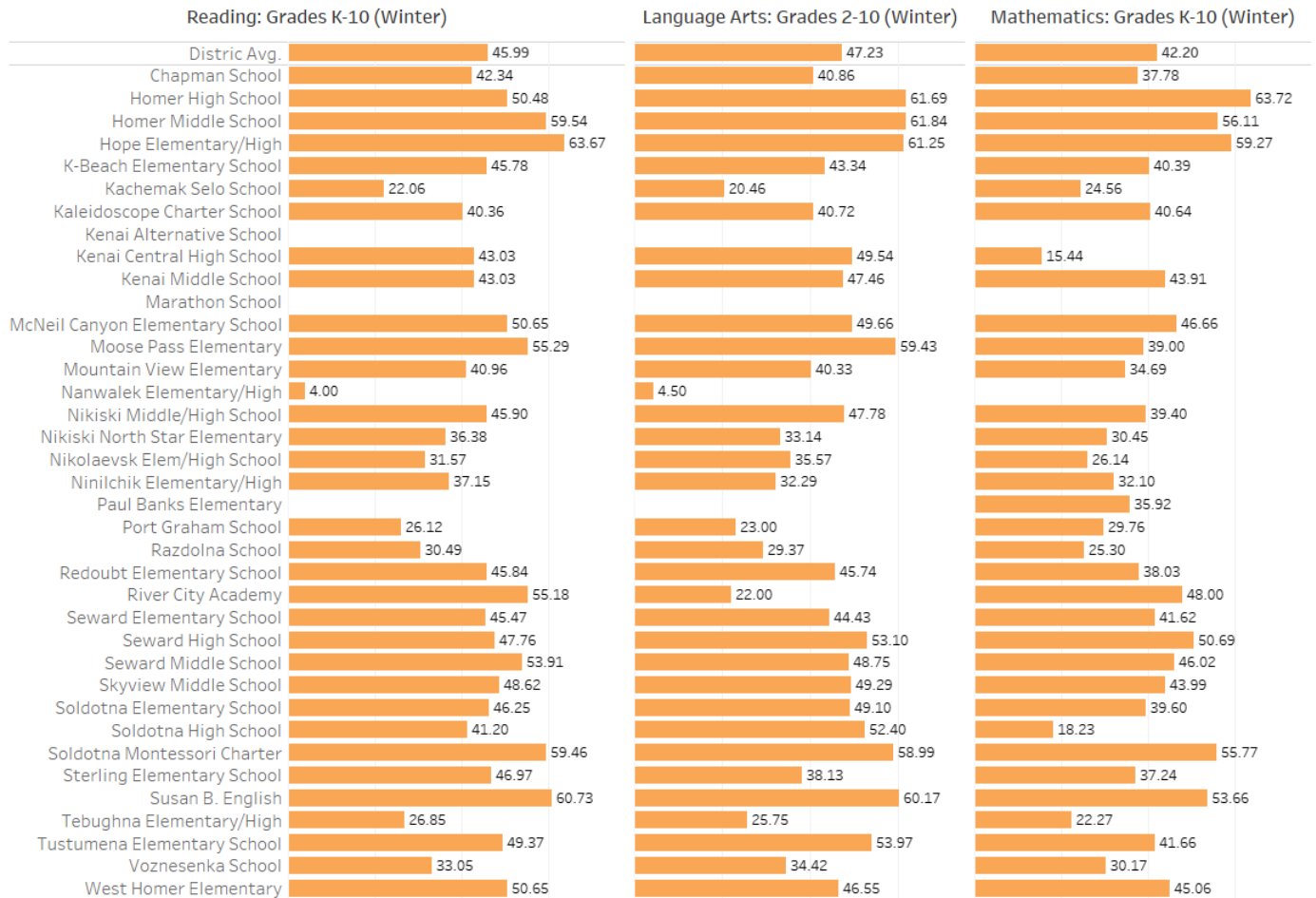
Fall:



Winter:

Year: Season:

Measures of Academic Progress (MAP)
National Percentile (NPR) Data
2021-2022 Winter Results - Average of

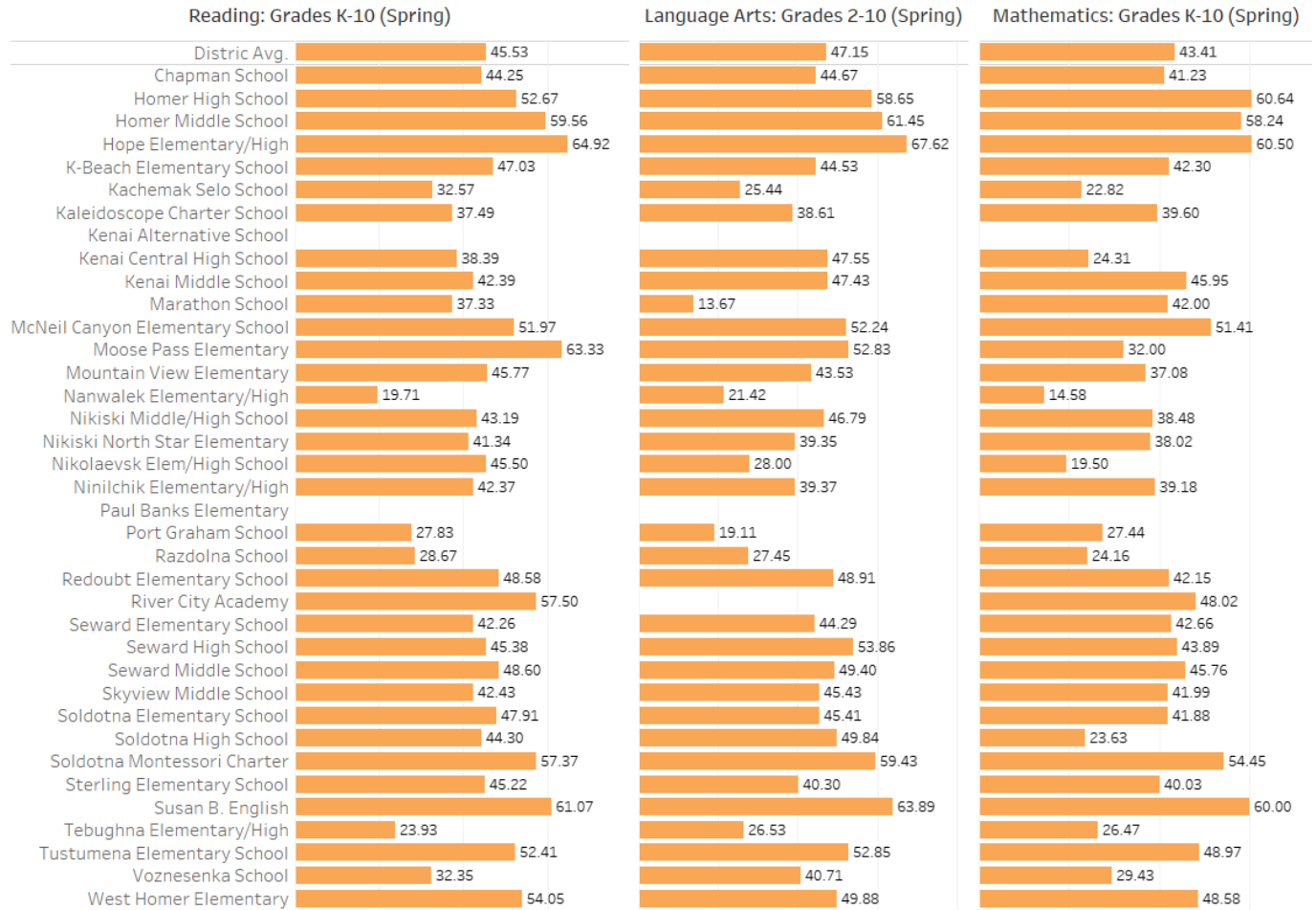


Spring:

Year: Season:

Measures of Academic Progress (MAP) National Percentile (NPR) Data

2021-2022 Spring Results - Average of the NPR
Grades tested: K - 10 in selected schools



2021-2022

District Assessment: AimswebPlus

AimswebPlus is a series of curriculum-based measurements (CBMs), used for universal screening three times a year in grades K-5. This form of brief assessment measures overall performance of key foundational skills at each grade level to provide an accurate prediction of reading and math achievement. KPBSD assesses early literacy and math skills (grades K-2), reading fluency (grades 2-5), computational fluency, number sense, and a math standards-based assessment (grade 2). Assessments are given in the fall, winter & spring. Students who fall below the 25th percentile are then progress monitored between testing windows to assist educators with differentiation and intervention decisions.

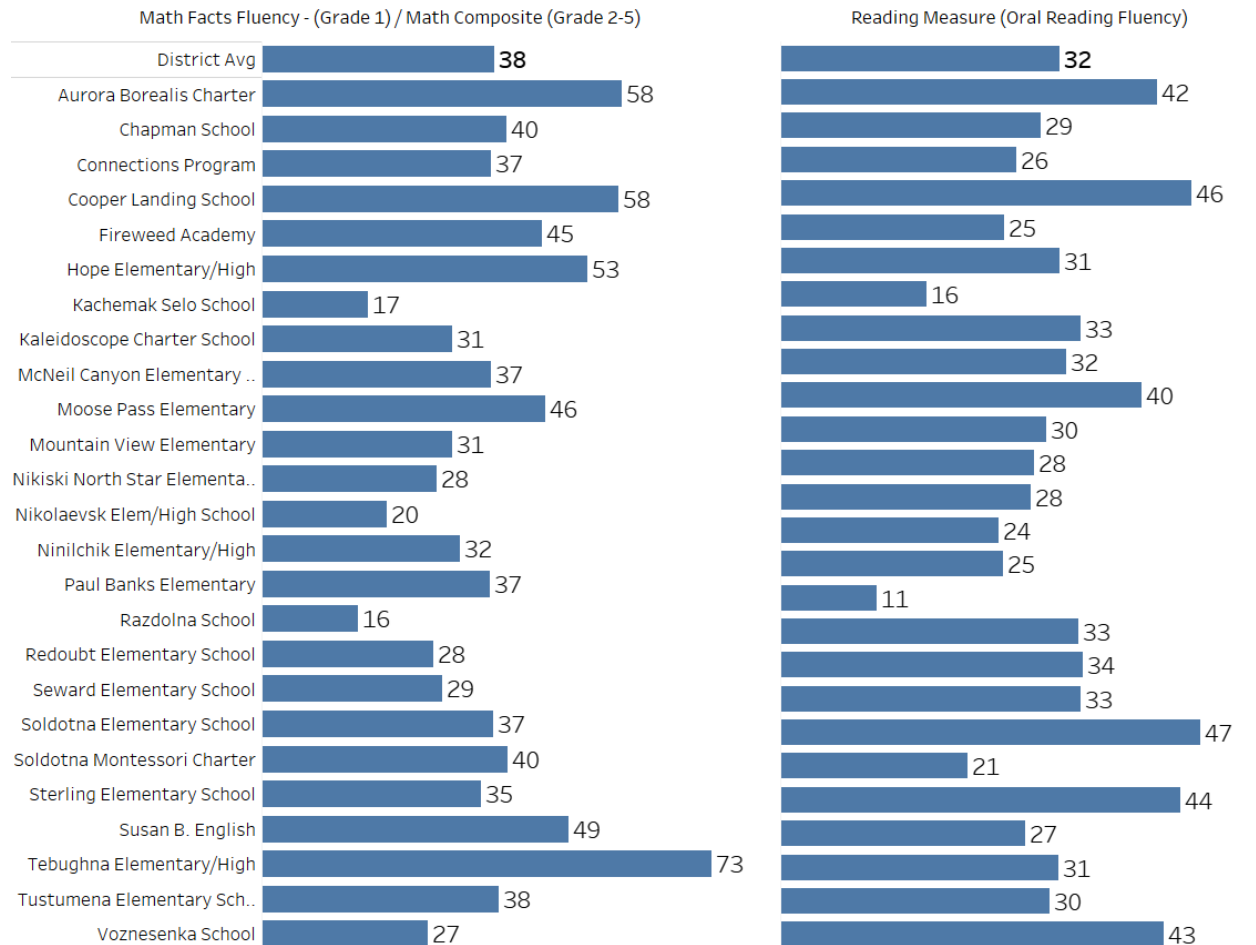
2020-2021

District Assessment: Aimsweb (Grades 1-5)



Aimsweb Plus National Percentile (NPR) Data
 2021-2022 Fall Results - Average of the NPR
 Tested Grades: 1st - 5th

Year
 Season



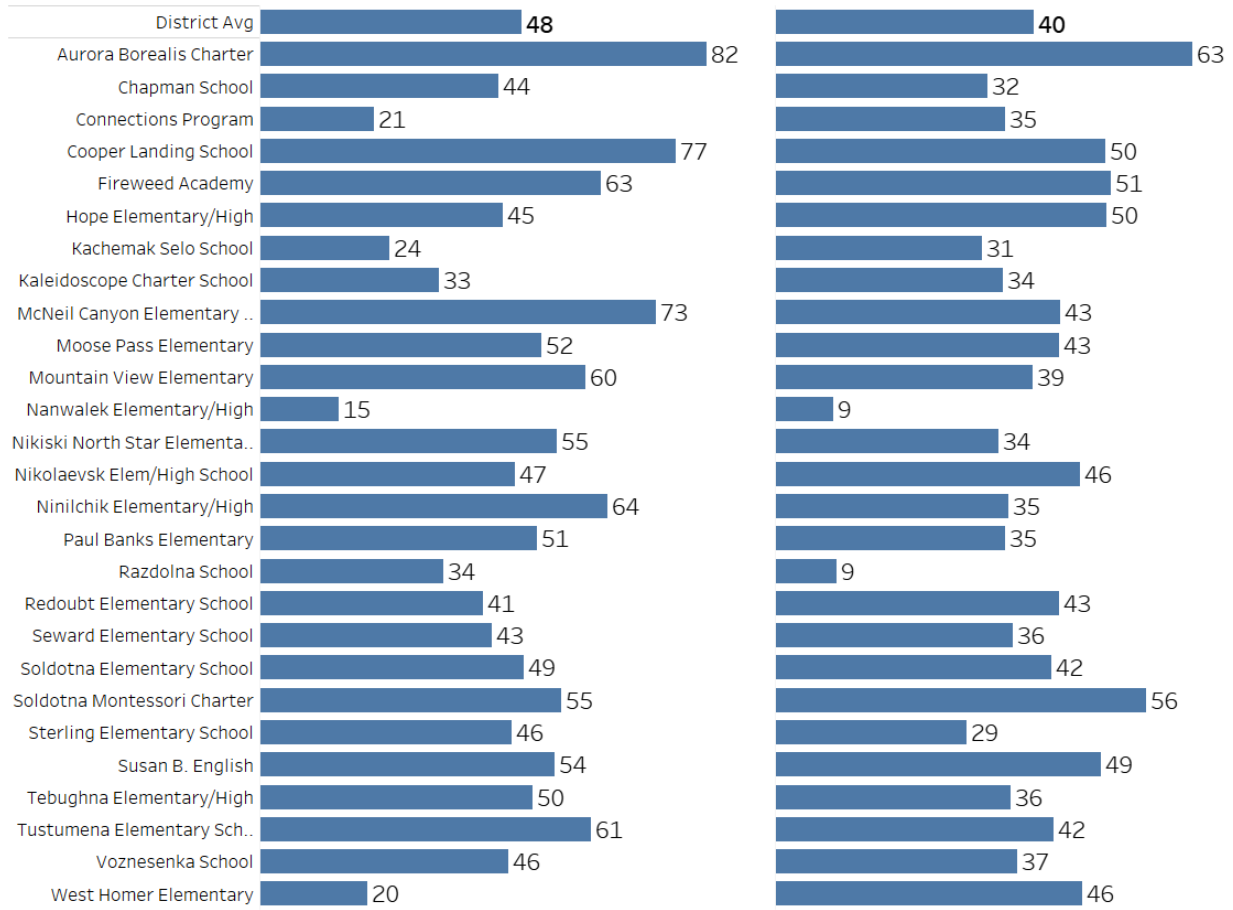


Aimsweb Plus National Percentile (NPR) Data
 2021-2022 Spring Results - Average of the NPR
 Tested Grades: 1st - 5th

Year
 Season

Math Facts Fluency - (Grade 1) / Math Composite (Grade 2-5)

Reading Measure (Oral Reading Fluency)



2020-2021

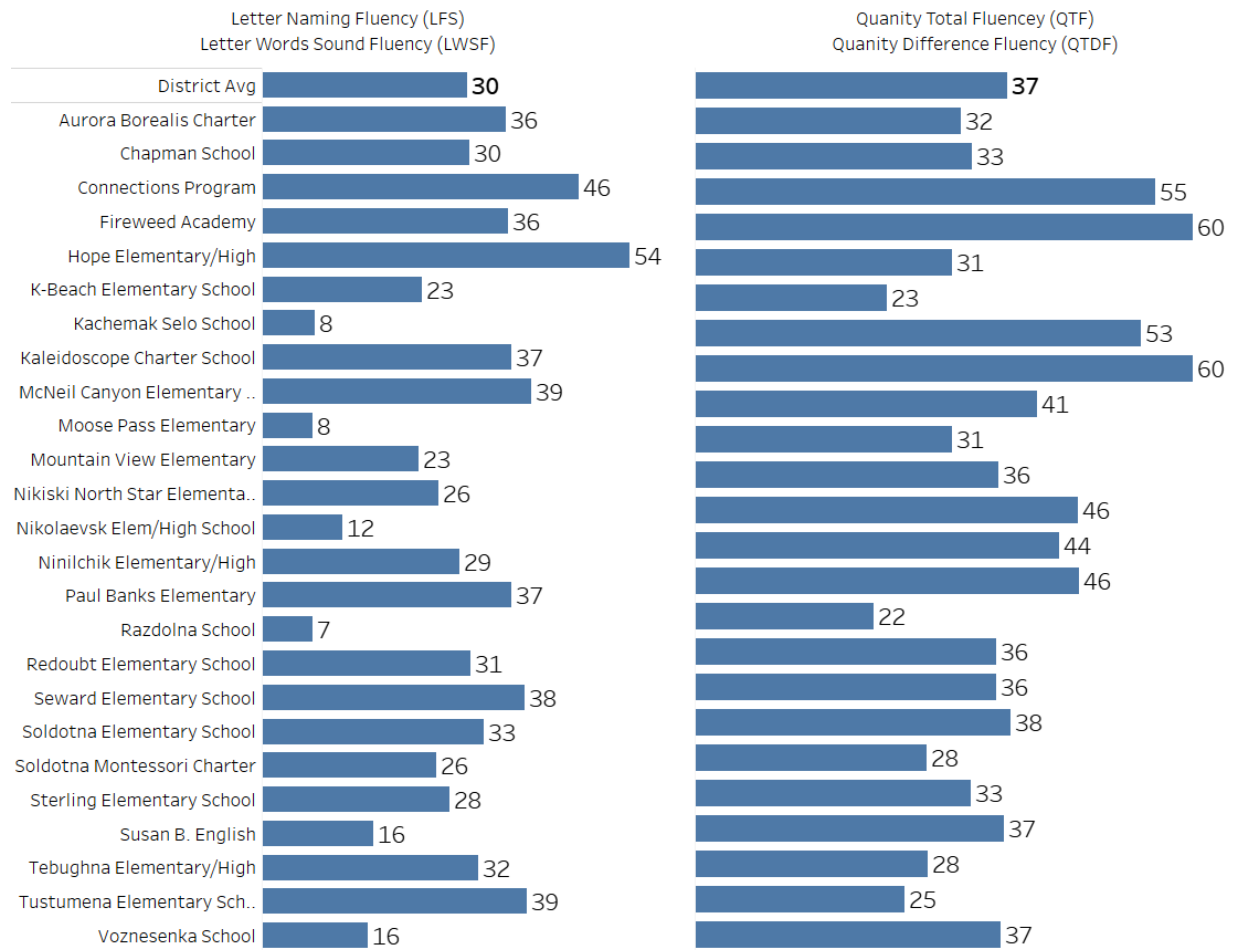
District Assessment: Aimsweb (Kindergarten)



Aimsweb National Percentile (NPR) Data
 2021-2022 Fall Results - Average of the NPR
 Tested Grade: Kindergarten

YearString

Season

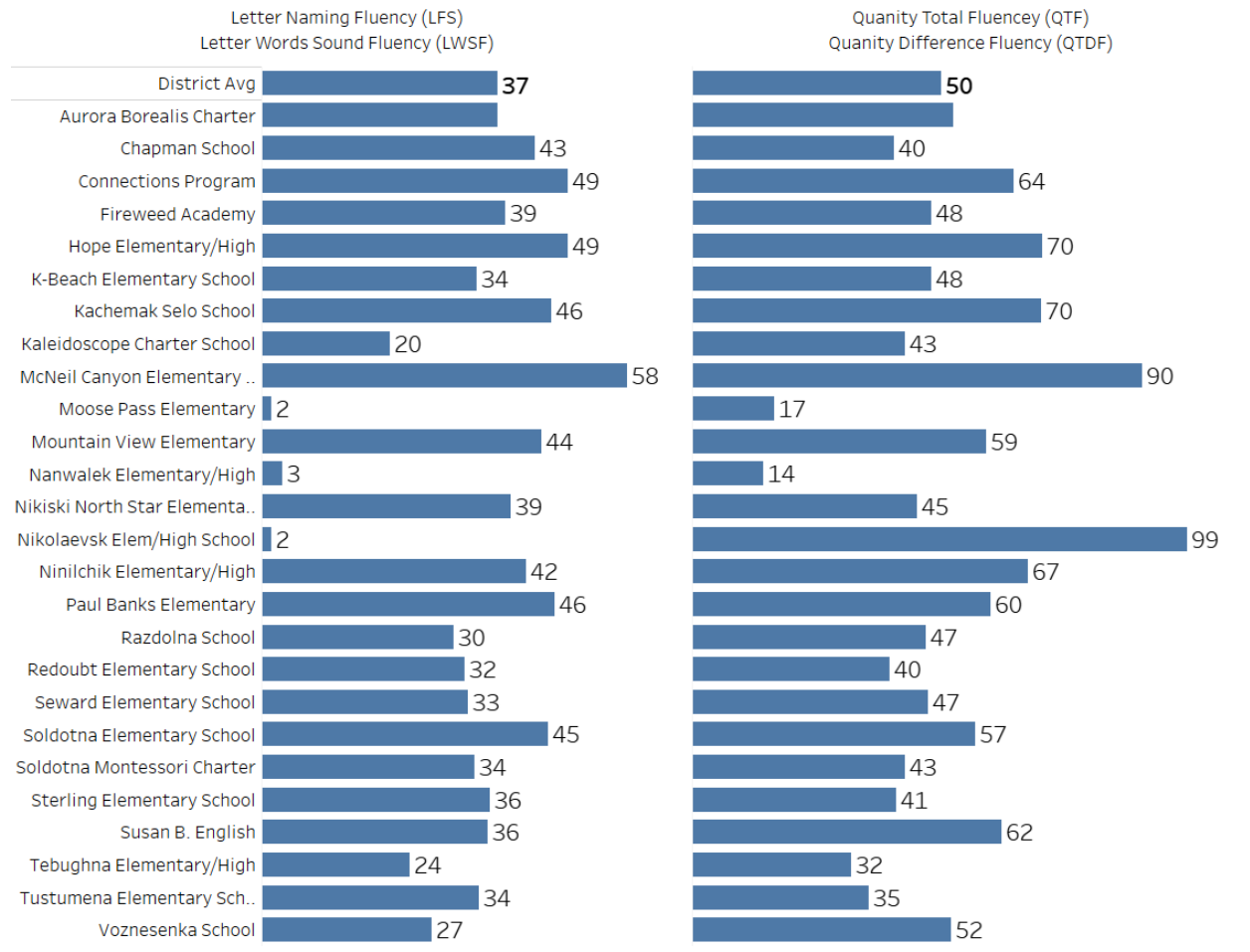




Aimsweb National Percentile (NPR) Data
 2021-2022 Spring Results - Average of the NPR
 Tested Grade: Kindergarten

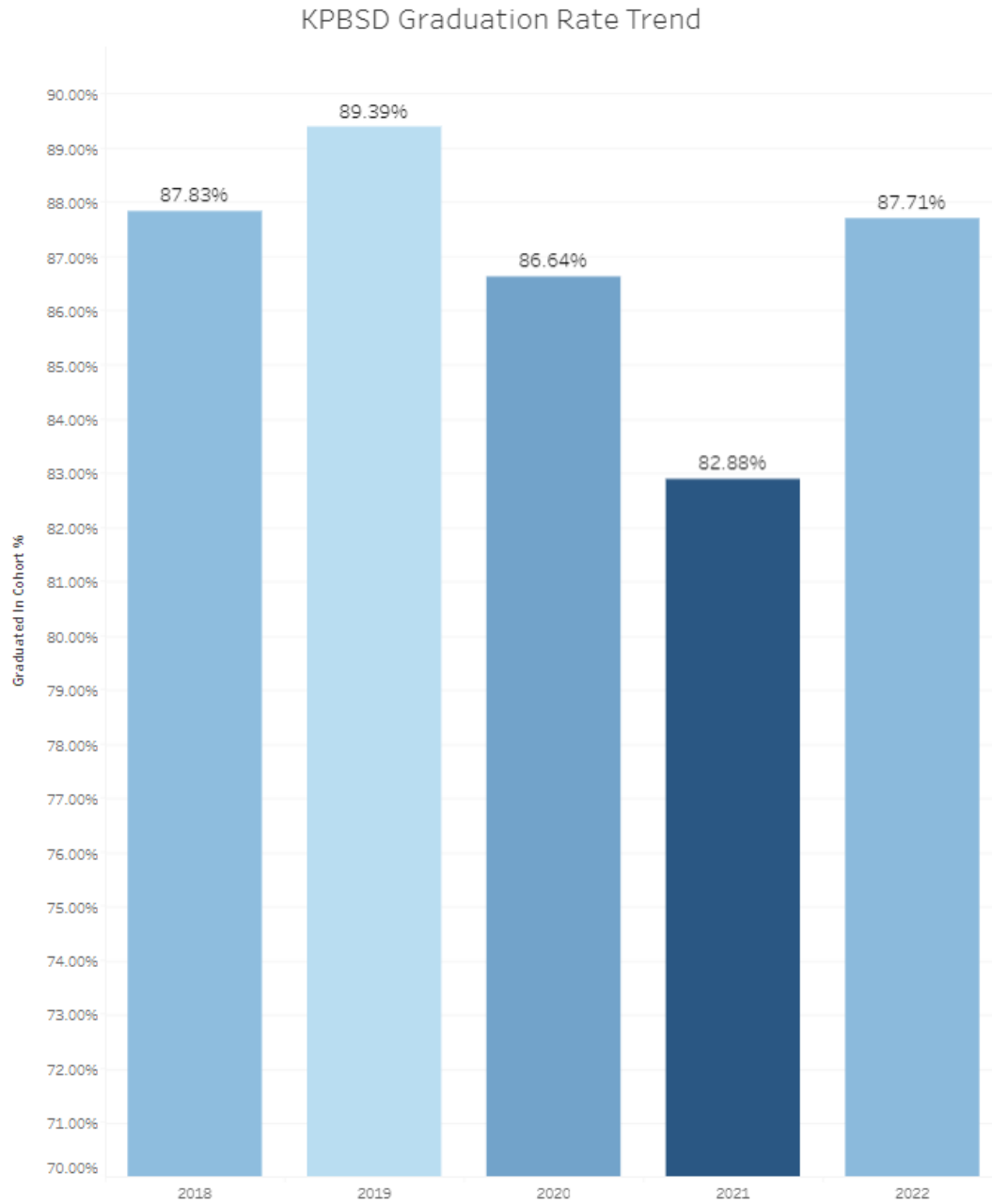
YearString

Season



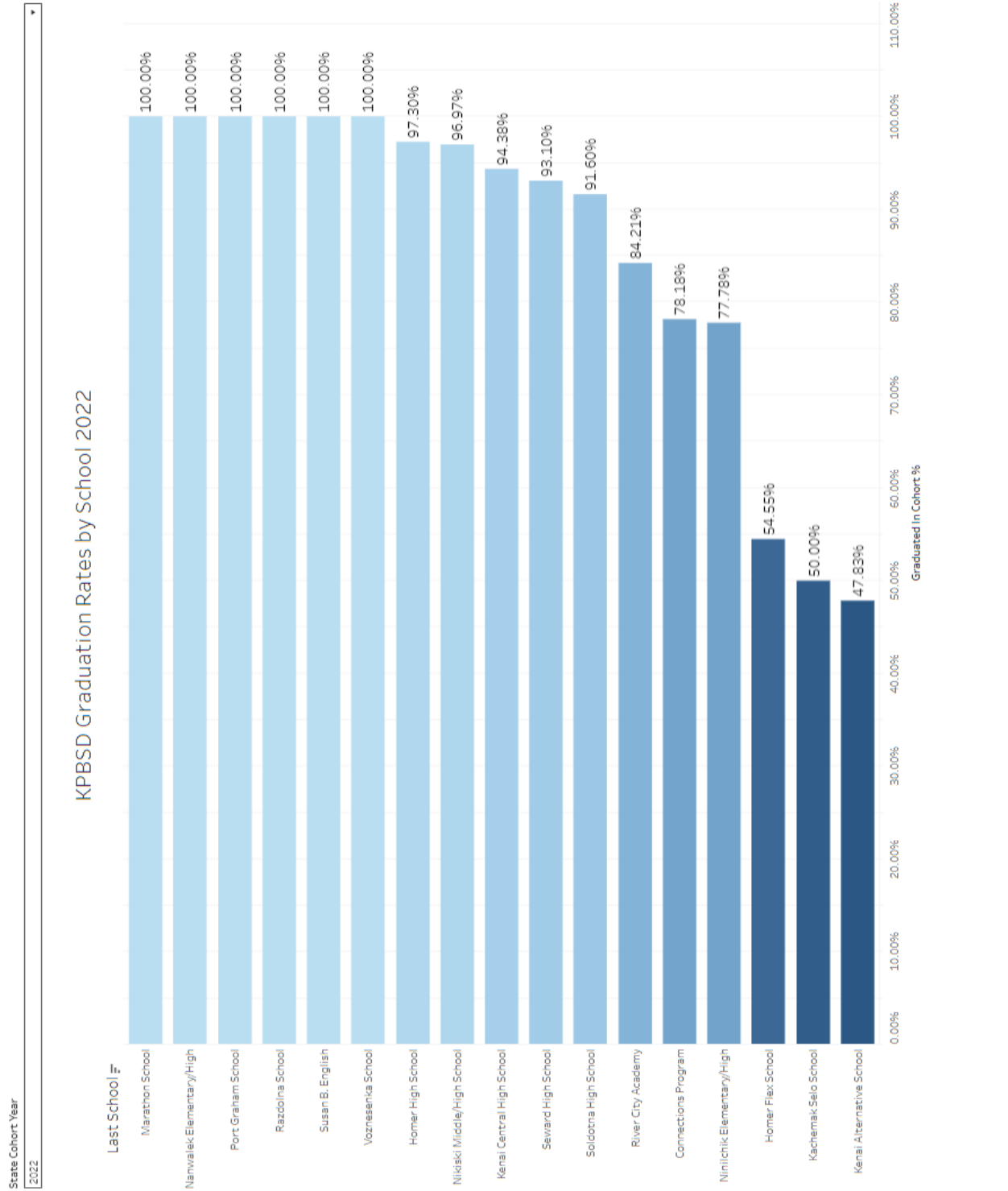
2021-2022

KPBSD Graduation Rate – Five Year Trend



2021-2022

KPBSD Graduation Rate by School



2021-2022

KPBSD Dropout Rates - Five Year Trend (2018-2022)

The State of Alaska has not yet released the 2021-2022 dropout rates. This graphic will be available once this information is released from the state.

2021-2022

KPBSD Dropouts Grades 7 – 12

The State of Alaska has not yet released the 2021-2022 dropout rates. This graphic will be available once this information is released from the state.

2021-2022

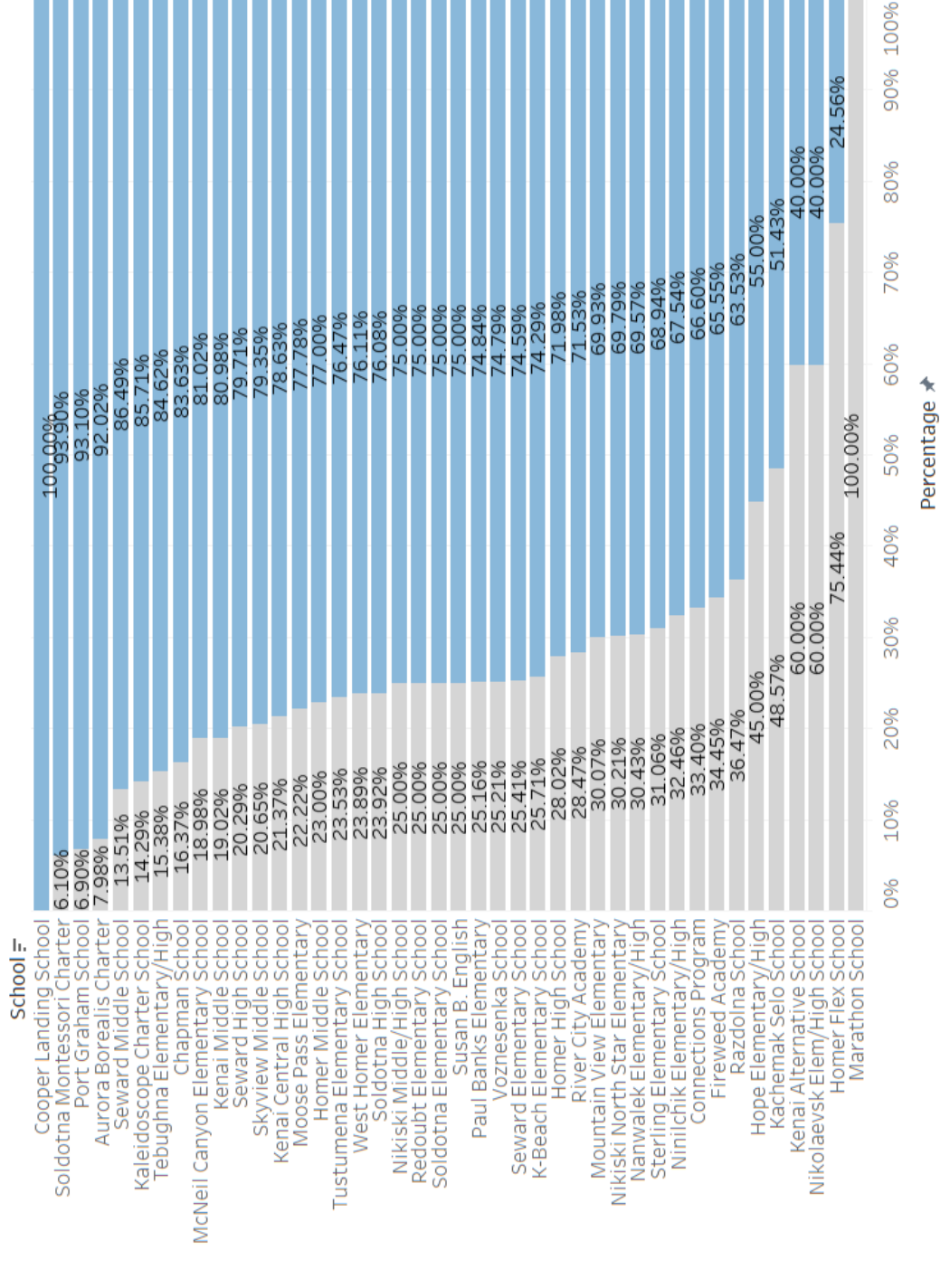
KPBSD Transient Rates

Year Transi...
 N Y

KPBSD Transient Rates 2021-2022

Percent Transient by District

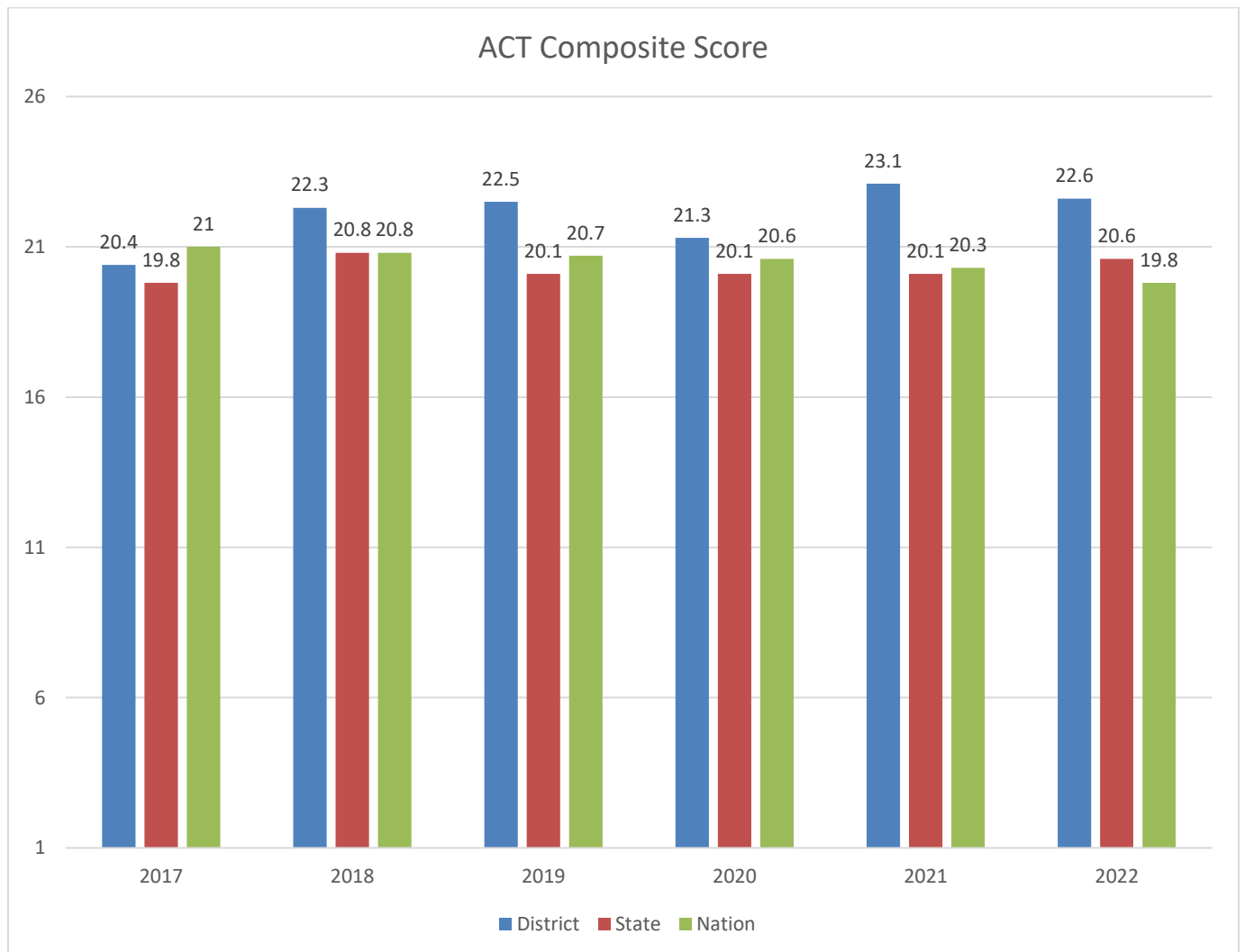
Percent Transient by School



2021-2022

ACT

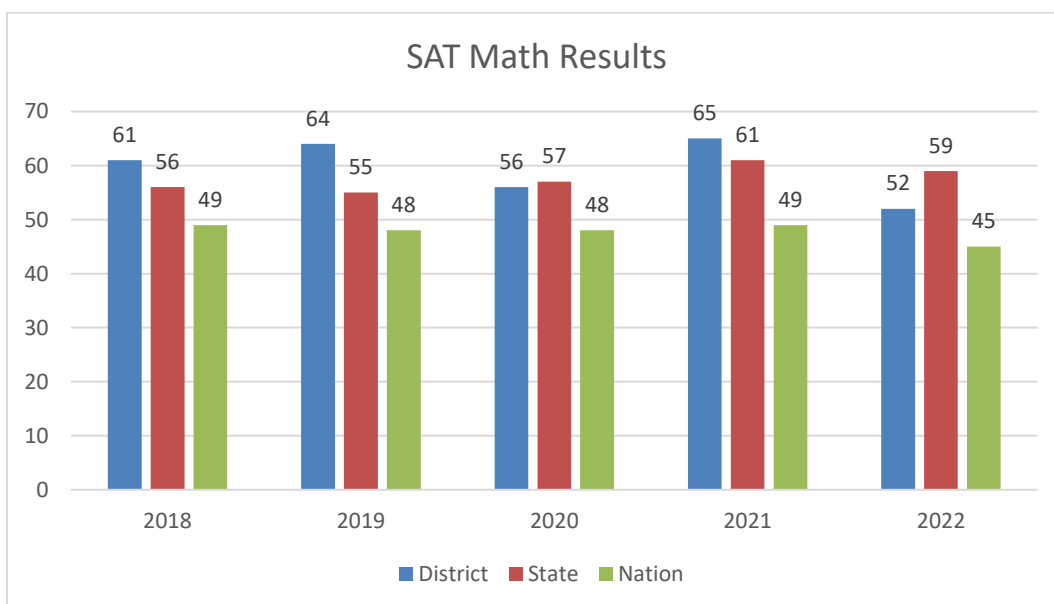
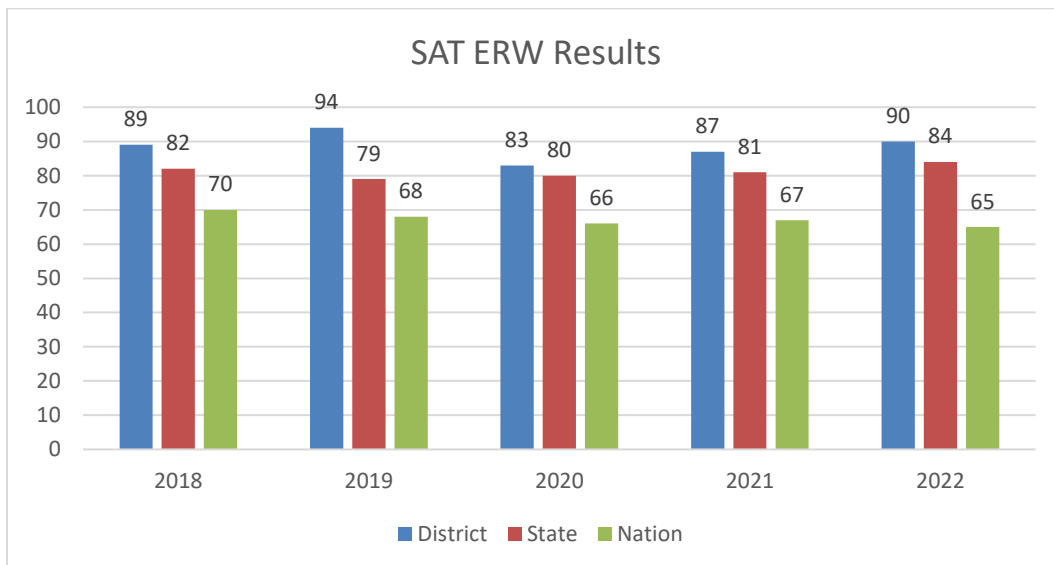
The ACT® test measures high school students' general educational development and predicts their ability to complete college-level work. The multiple-choice tests cover four skill areas: English, mathematics, reading, and science. The writing test, which is optional, measures skill in planning and writing a short essay.



2021-2022

SAT

The SAT is a standardized assessment of the critical reading, mathematical reasoning, and writing skills students have developed over time and that they need to be successful in college. While high school grades are a very useful indicator of how students will perform in college, there is great variation in grading standards and course rigor within and across high schools.



Data from CollegeBoard SAT Annual Report - KPBSD

2021-2022

Alaska Performance Scholarship (APS)

The Alaska Performance Scholarship provides an opportunity for Alaska high school students to earn a scholarship to help cover the cost of an Alaska postsecondary education. The first graduating class to be eligible for the APS was in summer of 2011. Course requirements then continued to step up through the 2015 school year at which time they “topped” out.

In June of 2016 State law that had required graduates to take an ACT, SAT or WorkKeys assessment expired. Therefore, students no longer needed to take this assessment and the department of education no longer paid for the assessment. Completing one of these assessments and meeting the target is a requirement of the APS. As a result, there was a drop in the number of students completing the required assessment and a drop in number of graduates eligible for the award.

During the 2019/2020 and 2020/2021 school years, the standardized test scores (ACT, SAT, WorkKeys) were waived as a requirement to obtain the Alaska Performance Scholarship. The requirement is now in affect for the 2021/2022 school year, and you may see changes in eligibility data.



KPBSD APS Eligibility 2021-2022

Year APS Eligibility Le...

- 3
- 2
- 1

