

**Alaska Department of Education and Early Development
FY2024 Capital Improvement Projects
School Construction Grant Fund**

Final List

Feb 2 Rank	Dec 21 Rank	Nov 5 Rank	School District	Project Name	Amount Requested	Eligible Amount	Prior Funding	DEED Recommended Amount	Participating Share	State Share	Aggregate Amount
1	1	1	Lower Kuskokwim	Newtok Relocation/Replacement K-12 School, Mertarvik	\$57,525,549	\$81,466,239	\$25,000,000	\$56,466,239	\$1,129,325	\$55,336,914	\$55,336,914
2	2	2	Lower Kuskokwim	Anna Tobeluk Memorial K-12 School Renovation/Addition, Nunapitchuk	\$50,578,614	\$46,616,611	\$0	\$46,616,611	\$932,332	\$45,684,279	\$101,021,193
3	3	3	Northwest Arctic Borough	Deering K-12 School Renovation/Addition	\$41,177,097	\$34,544,603	\$0	\$34,544,603	\$6,908,921	\$27,635,682	\$128,656,875
4	4	4	Anchorage	Homestead Elementary School Safety Improvements	\$5,369,344	\$5,369,344	\$0	\$5,369,344	\$1,879,270	\$3,490,074	\$132,146,949
5	5	5	Bering Strait	Brevig Mission K-12 School Addition	\$31,768,032	\$29,361,625	\$0	\$29,361,625	\$587,232	\$28,774,393	\$160,921,342
6	6	6	Hoonah City	Hoonah School Playground Improvements	\$227,747	\$227,747	\$0	\$227,747	\$79,711	\$148,036	\$161,069,378
7	7	7	Ketchikan Borough	Valley Park Complex Upgrades	\$336,403	\$207,986	\$0	\$207,986	\$72,795	\$135,191	\$161,204,569
8	8	8	Anchorage	Secure Vestibules, Group 3, 5 Sites	\$9,036,461	\$9,036,461	\$0	\$9,036,461	\$3,162,761	\$5,873,700	\$167,078,269
9	9	9	Anchorage	Secure Vestibules, Group 2, 3 Sites	\$881,235	\$816,985	\$0	\$816,985	\$285,945	\$531,040	\$167,609,309
10	10	10	Lower Kuskokwim	Water Storage and Treatment, Kongiganak	\$8,286,027	\$4,069,731	\$0	\$4,069,731	\$81,395	\$3,988,336	\$171,597,645
11	11	11	Anchorage	Secure Vestibules, Group 1, 3 Sites	\$1,085,084	\$1,085,084	\$0	\$1,085,084	\$379,779	\$705,305	\$172,302,950
12	12	12	Ketchikan Borough	Playground Equipment and Surface Upgrades, 3 Sites	\$439,846	\$405,655	\$0	\$405,655	\$141,979	\$263,676	\$172,566,626
13	13	13	Kenai Peninsula Borough	Kenai Middle School Security Remodel	\$1,753,359	\$1,753,359	\$0	\$1,753,359	\$613,676	\$1,139,683	\$173,706,309
14	14	14	Mat-Su Borough	Mat-Su Central Replacement Facility	\$24,230,364	\$24,230,364	\$0	\$24,230,364	\$8,480,627	\$15,749,737	\$189,456,046
15	15	15	Mat-Su Borough	District Athletic Field Upgrades	\$10,088,661	\$7,773,555	\$0	\$7,773,555	\$2,720,744	\$5,052,811	\$194,508,857
16	16	16	Fairbanks Borough	University Park Elementary Site Improvements	\$2,002,757	\$1,156,684	\$0	\$1,156,684	\$404,839	\$751,845	\$195,260,702
17	17	17	Fairbanks Borough	West Valley High School Auditorium Upgrade	\$1,209,046	\$624,740	\$0	\$624,740	\$218,659	\$406,081	\$195,666,783

Totals: \$245,995,626 \$248,746,773 \$25,000,000 \$223,746,773 \$28,079,990 \$195,666,783

**Alaska Department of Education and Early Development
FY2024 Capital Improvement Projects
Major Maintenance Grant Fund**

Final List

Feb 2 Rank	Dec 21 Rank	Nov 5 Rank	School District	Project Name	Amount Requested	Eligible Amount	Prior Funding	DEED Recommended Amount	Participating Share	State Share	Aggregate Amount
1	1	1	Yukon-Koyukuk	Rampart K-12 School Renewal	\$9,142,300	\$8,900,815	\$0	\$8,900,815	\$178,016	\$8,722,799	\$8,722,799
2	2	2	Bristol Bay Borough	Bristol Bay School Renovations, Phase 2 Supplemental	\$2,774,730	\$2,774,730	\$0	\$2,774,730	\$971,155	\$1,803,575	\$10,526,374
3	3	3	Iditarod Area	Blackwell K-12 School Renovations, Anvik	\$6,165,943	\$5,107,092	\$0	\$5,107,092	\$102,142	\$5,004,950	\$15,531,324
4	4	4	Lower Kuskokwim	Nuniwaarmiut K-12 School Wastewater Upgrades, Mekoryuk Supplemental	\$834,508	\$834,508	\$0	\$834,508	\$16,690	\$817,818	\$16,349,142
5	5	5	Anchorage	Orion Elementary School Roof Replacement	\$4,949,761	\$4,949,761	\$0	\$4,949,761	\$1,732,416	\$3,217,345	\$19,566,487
6	6	6	Kenai Peninsula Borough	Homer High School Partial Roof Replacement	\$3,459,625	\$2,945,029	\$0	\$2,945,029	\$1,030,760	\$1,914,269	\$21,480,756
7	7	7	Anchorage	Government Hill Elementary School Roof Replacement	\$2,635,154	\$2,635,154	\$0	\$2,635,154	\$922,304	\$1,712,850	\$23,193,606
8	8	8	Lower Kuskokwim	Bethel Campus Fire Pump House and Fire Protection Upgrades Supplemental	\$252,526	\$252,526	\$0	\$252,526	\$5,051	\$247,475	\$23,441,081
9	9	9	Nome City	Nome Beltz Jr/Sr High School Roof Replacement Supplemental	\$5,672,472	\$5,672,472	\$0	\$5,672,472	\$1,701,742	\$3,970,730	\$27,411,811
10	10	10	Lower Yukon	Hooper Bay K-12 School Exterior Repairs	\$2,296,607	\$2,296,607	\$0	\$2,296,607	\$45,932	\$2,250,675	\$29,662,486
11	11	11	Anchorage	Stellar Secondary School Fire Alarm	\$397,170	\$389,096	\$0	\$389,096	\$136,184	\$252,912	\$29,915,398
12	12	12	Anchorage	Birchwood Elementary School Boiler	\$2,076,786	\$2,076,786	\$0	\$2,076,786	\$726,875	\$1,349,911	\$31,265,309
13	13	13	Nenana City	Nenana School Flooring and Asbestos	\$516,633	\$516,633	\$0	\$516,633	\$25,832	\$490,801	\$31,756,110
14	14	14	Anchorage	Mears Middle School Roof Replacement	\$7,081,039	\$6,403,930	\$0	\$6,403,930	\$2,241,375	\$4,162,555	\$35,918,665
15	15	24	Kuspuk	Jack Egnaty Sr. K-12 School Roof Replacement, Sleetmute	\$742,538	\$1,513,970	\$0	\$1,513,970	\$30,279	\$1,483,691	\$37,402,356
16	16	15	Denali Borough	Tri-Valley School Partial Roof Replacement	\$2,103,851	\$2,103,851	\$0	\$2,103,851	\$420,770	\$1,683,081	\$39,085,437
17	17	16	Kake City	Exterior Upgrades - Main School Facilities	\$331,134	\$331,134	\$0	\$331,134	\$66,227	\$264,907	\$39,350,344
18	18	17	Nome City	Nome Beltz Jr/Sr High School Generator Replacement	\$948,937	\$948,937	\$0	\$948,937	\$284,681	\$664,256	\$40,014,600
19	19	18	Lower Kuskokwim	Qugcuun Memorial K-12 School Renovation, Oscarville	\$4,471,558	\$4,471,558	\$0	\$4,471,558	\$89,431	\$4,382,127	\$44,396,727
20	20	19	Valdez City	Districtwide Generator Replacement	\$1,146,505	\$1,146,505	\$0	\$1,146,505	\$401,277	\$745,228	\$45,141,955
21	21	20	Ketchikan Borough	Ketchikan High School Security Upgrades	\$599,984	\$457,087	\$0	\$457,087	\$159,980	\$297,107	\$45,439,062
22	22	21	Anchorage	Homestead Elementary School Roof Replacement	\$3,515,805	\$3,515,805	\$0	\$3,515,805	\$1,230,532	\$2,285,273	\$47,724,335
23	23	22	Anchorage	King Tech High School Roof Replacement	\$3,829,327	\$3,829,327	\$0	\$3,829,327	\$1,340,264	\$2,489,063	\$50,213,398
24	24	23	Anchorage	East High School Gym Improvements	\$8,726,669	\$8,726,669	\$0	\$8,726,669	\$3,054,334	\$5,672,335	\$55,885,733
25	25	25	Nenana City	Nenana School Boiler Replacement	\$209,352	\$194,697	\$0	\$194,697	\$9,735	\$184,962	\$56,070,695
26	26	26	Lower Yukon	Marshall K-12 School Emergency Tank Farm Repair	\$1,809,501	\$1,809,501	\$0	\$1,809,501	\$36,190	\$1,773,311	\$57,844,006
27	27	27	Aleutians East Borough	Sand Point K-12 School Pool Major Maintenance	\$102,608	\$102,608	\$0	\$102,608	\$35,913	\$66,695	\$57,910,701
28	28	28	Anchorage	North Star Elementary School Roof Replacement	\$3,003,681	\$3,003,681	\$0	\$3,003,681	\$1,051,288	\$1,952,393	\$59,863,094
29	29	29	Anchorage	Service High School Health and Safety Improvements	\$5,462,781	\$5,462,781	\$0	\$5,462,781	\$1,911,973	\$3,550,808	\$63,413,902

**Alaska Department of Education and Early Development
FY2024 Capital Improvement Projects
Major Maintenance Grant Fund**

Final List

Feb 2 Rank	Dec 21 Rank	Nov 5 Rank	School District	Project Name	Amount Requested	Eligible Amount	Prior Funding	DEED Recommended Amount	Participating Share	State Share	Aggregate Amount
30	30	30	Haines Borough	Haines High School Roof Replacement	\$2,051,991	\$1,876,677	\$0	\$1,876,677	\$656,837	\$1,219,840	\$64,633,742
31	31	31	Lower Kuskokwim	Gladys Jung Elementary School Heating Mains Replacement	\$1,188,713	\$1,188,713	\$0	\$1,188,713	\$23,774	\$1,164,939	\$65,798,681
32	32	32	Anchorage	O'Malley Elementary School Renovation	\$3,693,410	\$3,693,410	\$0	\$3,693,410	\$1,292,693	\$2,400,717	\$68,199,398
33	33	33	Northwest Arctic Borough	June Nelson Elementary School Partial Roof Replacement	\$1,751,514	\$1,751,514	\$0	\$1,751,514	\$350,303	\$1,401,211	\$69,600,609
34	34	34	Valdez City	Hermon Hutchens Elementary School Partial Flooring Replacement	\$419,222	\$419,222	\$0	\$419,222	\$146,728	\$272,494	\$69,873,103
35	35	35	Lower Kuskokwim	Akula Elitnavuk K-12 School Renovation, Kasigluk-Akula	\$4,975,460	\$4,975,460	\$0	\$4,975,460	\$99,509	\$4,875,951	\$74,749,054
36	36	36	Denali Borough	Districtwide Electrical Code Upgrades	\$1,291,535	\$1,291,535	\$0	\$1,291,535	\$258,307	\$1,033,228	\$75,782,282
37	37	37	Anchorage	Bear Valley Elementary School Domestic Water Replacement	\$2,666,958	\$2,665,758	\$0	\$2,665,758	\$933,015	\$1,732,743	\$77,515,025
38	38	38	Anchorage	Abbott Loop Elementary School Fire Sprinklers	\$2,544,565	\$2,313,143	\$0	\$2,313,143	\$809,600	\$1,503,543	\$79,018,568
39	39	39	Haines Borough	Haines High School Locker Room Renovation	\$1,371,179	\$1,371,179	\$0	\$1,371,179	\$479,913	\$891,266	\$79,909,834
40	40	40	Hoonah City	Hoonah Central Boiler Replacement	\$340,053	\$340,053	\$0	\$340,053	\$119,019	\$221,034	\$80,130,868
41	41	41	Nome City	Nome Elementary School Fire Alarm Replacement	\$529,683	\$529,683	\$0	\$529,683	\$158,905	\$370,778	\$80,501,646
42	42	42	Yupit	Mechanical System Improvements, 3 Schools	\$4,734,985	\$652,506	\$0	\$652,506	\$13,050	\$639,456	\$81,141,102
43	43	43	Denali Borough	Tri-Valley School Septic System Upgrades	\$515,692	\$515,692	\$0	\$515,692	\$103,138	\$412,554	\$81,553,656
44	44	44	Alaska Gateway	Tetlin K-12 School Renovation	\$2,312,145	\$1,951,150	\$0	\$1,951,150	\$39,023	\$1,912,127	\$83,465,783
45	45	45	Lower Yukon	Hooper Bay K-12 School Emergency Lighting and Retrofit	\$234,545	\$234,545	\$0	\$234,545	\$4,691	\$229,854	\$83,695,637
46	46	46	Alaska Gateway	Tok K-12 School Partial Roof Replacement	\$512,791	\$512,791	\$0	\$512,791	\$10,256	\$502,535	\$84,198,172
47	47	47	Northwest Arctic Borough	Davis-Ramoth K-12 School Rehabilitation, Selawik	\$10,312,923	\$10,312,923	\$0	\$10,312,923	\$2,062,585	\$8,250,338	\$92,448,510
48	48	48	Kodiak Island Borough	Main Elementary School Roof Replacement	\$1,369,078	\$1,369,078	\$0	\$1,369,078	\$479,177	\$889,901	\$93,338,411
49	49	49	Alaska Gateway	Northway K-12 School Mechanical Renovation	\$1,195,524	\$1,195,524	\$0	\$1,195,524	\$23,910	\$1,171,614	\$94,510,025
50	50	50	Southeast Island	Thorne Bay K-12 School Fire Suppression System	\$638,360	\$638,360	\$0	\$638,360	\$12,767	\$625,593	\$95,135,618
51	51	51	Lower Yukon	Scammon Bay K-12 School Emergency Lighting and Retrofit	\$119,467	\$119,467	\$0	\$119,467	\$2,389	\$117,078	\$95,252,696
52	52	52	Yupit	Tuluksak K-12 School Generator Replacement	\$597,214	\$152,002	\$0	\$152,002	\$3,040	\$148,962	\$95,401,658
53	53	53	Yukon-Koyukuk	Roof Replacement, 3 Schools	\$2,114,243	\$1,997,707	\$0	\$1,997,707	\$39,954	\$1,957,753	\$97,359,411
54	54	54	Lower Yukon	Scammon Bay K-12 School Exterior Upgrades	\$663,922	\$663,922	\$0	\$663,922	\$13,278	\$650,644	\$98,010,055
55	55	55	Southwest Region	Twin Hills K-12 School Renovation	\$7,631,386	\$6,342,575	\$0	\$6,342,575	\$126,851	\$6,215,724	\$104,225,779
56	56	56	Kodiak Island Borough	Chiniak K-12 School Water Code Compliance and Upgrade	\$434,124	\$147,968	\$0	\$147,968	\$51,789	\$96,179	\$104,321,958
57	57	57	Lower Kuskokwim	Bethel Regional High School Boardwalk Replacement	\$2,562,064	\$1,308,239	\$0	\$1,308,239	\$26,165	\$1,282,074	\$105,604,032
58	58	58	Fairbanks Borough	Administrative Center Exterior Renovation	\$5,505,076	\$2,529,356	\$0	\$2,529,356	\$885,275	\$1,644,081	\$107,248,113

**Alaska Department of Education and Early Development
FY2024 Capital Improvement Projects
Major Maintenance Grant Fund**

Final List

Feb 2 Rank	Dec 21 Rank	Nov 5 Rank	School District	Project Name	Amount Requested	Eligible Amount	Prior Funding	DEED Recommended Amount	Participating Share	State Share	Aggregate Amount
59	59	59	Southeast Island	Thorne Bay K-12 School Mechanical Control Upgrades	\$1,404,113	\$1,404,113	\$0	\$1,404,113	\$28,082	\$1,376,031	\$108,624,144
60	60	60	Southeast Island	Thorne Bay K-12 School Flooring Replacement	\$71,549	\$71,549	\$0	\$71,549	\$1,431	\$70,118	\$108,694,262
61	61	61	Sitka Borough	Keet Gooshi Heen Elementary Covered PE Structure Renovation	\$643,966	\$643,966	\$0	\$643,966	\$225,388	\$418,578	\$109,112,840
62	62	62	Denali Borough	Generator Replacement, 3 Schools	\$2,501,045	\$2,501,045	\$0	\$2,501,045	\$500,209	\$2,000,836	\$111,113,676
63	63	63	Fairbanks Borough	North Pole High School Renovation	\$7,056,943	\$6,107,614	\$0	\$6,107,614	\$2,137,665	\$3,969,949	\$115,083,625
64	64	64	Iditarod Area	David-Louis Memorial K-12 School Roof Replacement, Grayling	\$3,440,804	\$3,440,804	\$0	\$3,440,804	\$68,816	\$3,371,988	\$118,455,613
65	65	65	Kake City	Kake High School Flooring Replacement	\$727,285	\$727,285	\$0	\$727,285	\$145,457	\$581,828	\$119,037,441
66	66	66	Nome City	Nome Beltz Jr/Sr High and Nome Elementary Schools Secure Access and ADA Improvements	\$342,551	\$342,551	\$0	\$342,551	\$102,765	\$239,786	\$119,277,227
67	67	67	Nenana City	Nenana School Fire Suppression System Replacement	\$1,334,313	\$1,334,313	\$0	\$1,334,313	\$66,716	\$1,267,597	\$120,544,824
68	68	68	Saint Marys City	St. Mary's Campus Renewal and Repairs	\$1,440,629	\$992,463	\$0	\$992,463	\$99,246	\$893,217	\$121,438,041
69	69	69	Fairbanks Borough	Arctic Light Elementary School Exterior Renovation	\$8,405,365	\$7,547,890	\$0	\$7,547,890	\$2,641,761	\$4,906,129	\$126,344,170
70	70	70	Lower Kuskokwim	Akiuk Memorial K-12 School Renovation, Kasigluk-Akiuk	\$3,604,231	\$3,604,231	\$0	\$3,604,231	\$72,085	\$3,532,146	\$129,876,316
71	71	71	Southeast Island	Port Alexander K-12 School Domestic Water Pipe Replacement	\$279,133	\$162,572	\$0	\$162,572	\$3,251	\$159,321	\$130,035,637
72	72	72	Southwest Region	Ekwok K-12 School Renovation	\$9,513,926	\$7,999,176	\$0	\$7,999,176	\$159,984	\$7,839,192	\$137,874,829
73	73	73	Kenai Peninsula Borough	West Homer Elementary School North Wall Improvement	\$595,308	\$490,082	\$0	\$490,082	\$171,529	\$318,553	\$138,193,382
74	74	74	Yupit	Tuluksak K-12 School Fuel Tank Replacement	\$4,664,317	\$4,664,317	\$0	\$4,664,317	\$93,286	\$4,571,031	\$142,764,413
75	75	75	Kake City	Kake High School Plumbing Replacement	\$1,047,345	\$1,047,345	\$0	\$1,047,345	\$209,469	\$837,876	\$143,602,289
76	76	76	Ketchikan Borough	Houghtaling Elementary School Transformer Replacement	\$61,798	\$577,027	\$0	\$577,027	\$201,959	\$375,068	\$143,977,357
77	77	77	Mat-Su Borough	Elevator Code and Compliance Upgrades, 6	\$1,767,988	\$1,767,988	\$0	\$1,767,988	\$618,796	\$1,149,192	\$145,126,549
78	78	78	Lower Yukon	LYSD Central Office Renovation	\$4,909,855	\$4,909,855	\$0	\$4,909,855	\$98,197	\$4,811,658	\$149,938,207
79	79	79	Fairbanks Borough	Lathrop High School Kitchen Upgrade	\$3,277,438	\$1,649,500	\$0	\$1,649,500	\$577,325	\$1,072,175	\$151,010,382
80	80	80	Juneau Borough	Dzantiki Heen'i Middle School Roof Replacement	\$2,650,000	\$2,650,000	\$0	\$2,650,000	\$927,500	\$1,722,500	\$152,732,882
81	81	81	Ketchikan Borough	Schoenbar Middle School Gym Floor Replacement	\$1,191,191	\$731,951	\$0	\$731,951	\$256,183	\$475,768	\$153,208,650
82	82	82	Fairbanks Borough	Tanana Middle School Classroom Upgrades	\$10,471,326	\$10,471,326	\$0	\$10,471,326	\$3,664,964	\$6,806,362	\$160,015,012
83	83	83	Kake City	Kake High School Gym Floor Replacement	\$306,042	\$306,042	\$0	\$306,042	\$61,208	\$244,834	\$160,259,846
84	84	84	Fairbanks Borough	Weller Elementary School Classroom Upgrades	\$6,573,339	\$6,573,339	\$0	\$6,573,339	\$2,300,669	\$4,272,670	\$164,532,516
85	85	85	Mat-Su Borough	Structural Seismic Upgrades, 5 Sites	\$13,394,677	\$13,394,677	\$0	\$13,394,677	\$4,688,137	\$8,706,540	\$173,239,056
86	86	86	Kenai Peninsula Borough	Seward Middle School Exterior Repair	\$896,630	\$896,630	\$0	\$896,630	\$313,820	\$582,810	\$173,821,866
87	87	87	Juneau Borough	Riverbend Elementary School Roof Replacement	\$2,800,000	\$2,800,000	\$0	\$2,800,000	\$980,000	\$1,820,000	\$175,641,866

**Alaska Department of Education and Early Development
FY2024 Capital Improvement Projects
Major Maintenance Grant Fund**

Final List

Feb 2 Rank	Dec 21 Rank	Nov 5 Rank	School District	Project Name	Amount Requested	Eligible Amount	Prior Funding	DEED Recommended Amount	Participating Share	State Share	Aggregate Amount
88	88	88	Mat-Su Borough	Colony and Wasilla Middle Schools Roof Replacement	\$5,218,877	\$5,218,877	\$0	\$5,218,877	\$1,826,607	\$3,392,270	\$179,034,136
89	89	89	Southwest Region	Aleknagik K-12 School Renovation	\$12,409,382	\$9,219,351	\$0	\$9,219,351	\$184,387	\$9,034,964	\$188,069,100
90	90	90	Southeast Island	Thorne Bay K-12 School Underground Storage Tank Replacement	\$782,932	\$782,932	\$0	\$782,932	\$15,659	\$767,273	\$188,836,373
91	91	91	Fairbanks Borough	Pearl Creek Elementary School Classroom Upgrades	\$6,360,238	\$6,360,238	\$0	\$6,360,238	\$2,226,083	\$4,134,155	\$192,970,528
92	92	92	Southeast Island	Port Alexander and Thorne Bay K-12 Schools Roof Replacement	\$4,575,722	\$4,575,722	\$0	\$4,575,722	\$91,514	\$4,484,208	\$197,454,736
93	93	93	Lower Yukon	Kotlik and Pilot Station K-12 Schools Renewal and Repair	\$4,854,617	\$4,854,617	\$0	\$4,854,617	\$97,092	\$4,757,525	\$202,212,261
94	94	94	Fairbanks Borough	Anne Wien Elementary School Exterior Renovation	\$7,921,479	\$5,974,021	\$0	\$5,974,021	\$2,090,907	\$3,883,114	\$206,095,375
95	95	95	Mat-Su Borough	Ceiling and Sprinkler Seismic Mitigation, 5 Sites	\$4,150,251	\$4,150,251	\$0	\$4,150,251	\$1,452,588	\$2,697,663	\$208,793,038
96	96	96	Mat-Su Borough	HVAC Control Upgrades, 5 Sites	\$10,983,451	\$10,983,451	\$0	\$10,983,451	\$3,844,208	\$7,139,243	\$215,932,281
97	97	97	Lower Yukon	Sheldon Point K-12 School Exterior Repairs, Nunam Iqua	\$1,973,987	\$1,973,987	\$0	\$1,973,987	\$39,480	\$1,934,507	\$217,866,788
Totals:					\$304,141,350	\$280,336,500	\$0	\$280,336,500	\$62,469,712	\$217,866,788	

APPENDIX A: CATEGORIES OF GRANTS

Adopted by the Bond Reimbursement & Grant Review Committee

April 17, 2019

AS 14.11.013(a)(1) - annually review the six-year plans submitted by each district under AS 14.11.011(b) and recommend to the board a revised and updated six-year capital improvement project grant schedule that serves the best interests of the state and each district; in recommending projects for this schedule, the department shall verify that each proposed project meets the criteria established under AS 14.11.014(b) and qualifies as a project required to:^{1, 2}

- A. "Avert imminent danger or correct life threatening situations." This category is generally referred to as "Health and Life Safety." A project classified under "A" must be documented as having unsafe conditions that threaten the physical welfare of the occupants. Examples might be that the seismic design of structure is inadequate; that the required fire alarm and/or suppressant systems are non-existent or inoperative; or that the structure and materials are deteriorated or damaged seriously to the extent that they pose a health/life-safety risk. The district must document what actions it has taken to temporarily mitigate a life-threatening situation.

- B. "House students who would otherwise be unhoused." This category is referred to as "Unhoused Students." A project to be classified under "B" must have inadequate space to carry out the educational program required for the present and projected student population. Documentation should be based on the current Department of Education & Early Development Space Guidelines. (Refer to 4 AAC 31.020)

- C. "Protection of the structure of existing school facilities." This category is intended to include projects that will protect the structure, enclosure, foundations and systems of a facility from deterioration and ensure continued use as an educational facility. Work on individual facility systems may be combined into one project. However, the work on each system must be able to be independently justified and exceed \$50,000. The category is for major projects, which are not a result of inadequate preventive, routine, and/or custodial maintenance. An example could be a twenty-year-old roof that has been routinely patched and flood coated, but is presently cracking and leaking in numerous locations. A seven-year-old roof that has numerous leaks would normally only require preventive maintenance and would not qualify. In addition, no new space for unhoused students is permitted in this category, limiting its ability to be combined with other project types.

- D. "Correct building code deficiencies that require major repair or rehabilitation in order for the facility to continue to be used for the educational program." This category, Building Code Deficiencies, was previously referred to as "Code Upgrade." The key words are "major repair." A "D" project corrects major building, fire, mechanical, electrical, environmental, disability (ADA), and other conditions required by codes. Work on individual facility

¹ Projects can combine work in the different categories with the majority of work establishing the project's type. For the purpose of review and evaluation, projects which include significant work elements from categories other than the project's primary category will be evaluated as **mixed scope** projects [4 AAC 31.022(c)(8)].

² Projects will be considered for replacement-in-lieu-of-renewal when project costs exceed 75% of the current replacement cost of the existing facility, based on a twenty-year life cycle cost analysis that includes disposition costs of the existing facility.

APPENDIX A: CATEGORIES OF GRANTS

Adopted by the Bond Reimbursement & Grant Review Committee
April 17, 2019

systems may be combined into one project. However, the work on each system must be able to be independently justified and exceed \$50,000. An example could be making all corridors one-hour rated. Making one or two toilet stalls accessible would not fit this category. In addition, no new space for unhoused students is permitted in this category, limiting its ability to be combined with other project types.

- E. "Achieve an operating cost saving." This category is intended to improve the efficiency of a facility and therefore, save money. Examples that might qualify are increasing insulation, improving doors and windows, modifying boilers and heat exchange units for more energy efficiency. The project application must include an economic analysis comparing the project cost to the operating cost savings generated by the project. In addition, no new space for unhoused students is permitted in this category, limiting its ability to be combined with other project types.

- F. "Modify or rehabilitate facilities for purpose of improving the instructional unit." Category "F", Improve Instructional Program, was previously referred to as "Functional Upgrade." This category is limited to changes or improvements within an existing facility such as, modifications for science programs, computer installation, conversion of space for special education classes, or increase of resource areas. It also covers improvements to outdoor education and site improvements to support the educational program.

- G. "Meet an educational need not specified in (A)-(F) of this paragraph, identified by the department." Any situation not covered by (A)-(F), and mandated by the Department of Education. (Currently, there are no such mandates.)

**Kenai Peninsula Borough School District
FY 2024 – 2029 Six-Year Capital Improvement Plan**

District Priority	Primary Purpose	Project Title & Description	SOA Aid	Estimated Project Cost
**	B	**K-Selo New K-12 The buildings are in disrepair and are out of code compliance. The Kenai Peninsula Borough received a two-year extension to allow procurement of matching funds by June 2024. The State has appropriated \$10,010,000.00 with a \$5,390,000 local match provide for in FY23 budget with current district allocation.	<input checked="" type="checkbox"/>	15,400,000
1	C	Homer HS – Attic Roof Ventilation and Gutters The current original shake roof was installed in 1985, is no longer in warranty, and is deteriorating. An initial phase is currently underway using bond proceeds as portions of the roof qualified for Category A.	<input checked="" type="checkbox"/>	3,815,959
2	C	West Homer El – North Wall Sealing Shortly after construction, the north wall constructed of fluted concrete block started allowing moisture penetration into the building. This has subsequently caused damage to surfaces and has contributed to mold growth. This project would install a secondary wall over the exterior surface to prevent water intrusion.	<input checked="" type="checkbox"/>	659,583
3	C	Seward MS Repair 2016 Earthquake Damage The building was damaged in the 2016 earthquake. Interior and exterior repairs are required to preserve building integrity.	<input checked="" type="checkbox"/>	857,314
4	F	Kenai MS Security / Kitchen Remodel - Kenai Middle School was constructed in 1968. The design of the building does not allow for visual control of the entry. For security purposes an office remodel is needed for improved security of the school.	<input checked="" type="checkbox"/>	1,159,177
5	F	Parking and Traffic Upgrade – Chapman, Homer MS, Mtn. View, Kenai Middle	<input checked="" type="checkbox"/>	5,500,000
6	F	KCHS High School Field Restroom	<input checked="" type="checkbox"/>	500,000
7	F	Seward HS – Field Turf and Track	<input checked="" type="checkbox"/>	2,250,000
8	F	Nikiski MHS– Field Turf and Track	<input checked="" type="checkbox"/>	2,250,000
9	C	District Wide – Re-Roof Phase III – Metal Roofing Systems Hope, Mountainview, Nikiski North Star	<input checked="" type="checkbox"/>	6,450,000
10	F	Homer High School Front Entrance improvements	<input checked="" type="checkbox"/>	850,000
11	F/E	Soldotna Elementary Reconstruction	<input checked="" type="checkbox"/>	21,500,000
12	E	Soldotna High School Siding repair -	<input checked="" type="checkbox"/>	2,000,000
13	F/E	Soldotna Prep School Repurposing and Consolidation	<input checked="" type="checkbox"/>	18,500,000
14	E	Maintenance Shop	<input checked="" type="checkbox"/>	5,000,000

FY 2024 TOTAL \$86,692,033

**Kenai Peninsula Borough School District
FY 2024 – 2029 Six-Year Capital Improvement Plan**

District Priority	Primary Purpose	Project Title & Description	SOA Aid	Estimated Project Cost
15	E	Nikiski High School BAS Upgrade	<input checked="" type="checkbox"/>	1,157,415
16	C/E	Kenai Alt / ABC – Window and Siding Replacement	<input checked="" type="checkbox"/>	550,000
17	C/E	Ninilchik – Window Replacement	<input checked="" type="checkbox"/>	201,017
18		Homer Middle School Drainage Improvements	<input checked="" type="checkbox"/>	750,000
FY 2025 TOTAL				\$2,658,432

District Priority	Primary Purpose	Project Title & Description	SOA Aid	Estimated Project Cost
19	C/E	Tebughna – Window Replacement	<input checked="" type="checkbox"/>	832,500
20	A	Nikiski High School BAS Upgrade	<input checked="" type="checkbox"/>	1,153,444
21	F	Paul Banks El – Parking and Traffic Upgrade	<input checked="" type="checkbox"/>	850,000
FY 2026 TOTAL				\$4,744,376

District Priority	Primary Purpose	Project Title & Description	SOA Aid	Estimated Project Cost
22	A	Seward HS Security Remodel Seward High School was constructed in 1968. There are multiple entries in to the two-story building. The primary entry needs to be moved from the upper floor to the lower floor. The office needs to be relocated to the lower floor for security control. Remodel is needed to accomplish this.	<input checked="" type="checkbox"/>	4,171,299
23	B	Nanwalek Middle School / High School Nanwalek School was first constructed in 1958, with additions in 1977 and 1984. ADM is currently at 125% capacity with increases to 150% expected in next year. This request is to provide a new facility to serve the middle school and high school needs of the community.	<input checked="" type="checkbox"/>	25,000,000
FY 2027 TOTAL				\$29,171,299

District Priority	Primary Purpose	Project Title & Description	SOA Aid	Estimated Project Cost
24	C/E	Cooper Landing window and siding replacement	<input checked="" type="checkbox"/>	308,580
25	E	Kenai Central High School BAS Upgrade	<input checked="" type="checkbox"/>	1,701,794
FY 2028 TOTAL				\$2,010,374

District Priority	Primary Purpose	Project Title & Description	SOA Aid	Estimated Project Cost
26	F	Redoubt El – Parking Lot Repairs	<input checked="" type="checkbox"/>	420,690
27	F	Ninilchik – Bus Drop Off & Parking Lot Repairs	<input checked="" type="checkbox"/>	250,000
28	A	School District Warehouse (SNS freezer / cooler) – Backup Generator	<input checked="" type="checkbox"/>	85,000
FY 2029 TOTAL				\$755,690

Kenai Peninsula Borough School District
FY 2024 – 2029 Six-Year Capital Improvement Plan


Adopted May 2, 2022 at a duly convened meeting of the Kenai Peninsula School District Department of Education at which a quorum was present and voting. I hereby certify that the information presented is true and correct to the best of my knowledge.



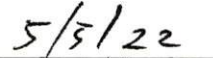
Superintendent



Date



School Board President



Date

Submit to the Department of Education & Early Development by September 1

Form #05-19-051

**Kenai Peninsula Borough School District
FY 2023 – 2028 Six-Year Capital Improvement Plan**

District Priority	Primary Purpose	Project Title & Description	SOA Aid	Estimated Project Cost
**	B	**K-Selo New K-12 The buildings are in disrepair and are out of code compliance. The Kenai Peninsula Borough received a two-year extension to allow procurement of matching funds by June 2024. The State has appropriated \$10,010,000.00 with a \$5,390,000 local match required for this project.	<input checked="" type="checkbox"/>	15,400,000
1	A	Kenai MS Security Remodel - Kenai Middle School was constructed in 1968. The design of the building does not allow for visual control of the entry. For security purposes an office remodel is needed for improved security of the school.	<input checked="" type="checkbox"/>	1,159,177
2	C	Homer HS – Attic Roof Ventilation and Gutters The current original shake roof was installed in 1985, is no longer in warranty, and is deteriorating. An initial phase is currently underway using bond proceeds as portions of the roof qualified for Category A.	<input checked="" type="checkbox"/>	7,200,000
3	C	Seward MS Repair 2016 Earthquake Damage The building was damaged in the 2016 earthquake. Interior and exterior repairs are required to preserve building integrity.	<input checked="" type="checkbox"/>	857,314
4	B	Nanwalek Middle School / High School Nanwalek School was first constructed in 1958, with additions in 1977 and 1984. ADM is currently at 125% capacity with increases to 150% expected in next year. This request is to provide a new facility to serve the middle school and high school needs of the community.	<input checked="" type="checkbox"/>	25,000,000
5	C	West Homer El – North Wall Sealing Shortly after construction, the north wall constructed of fluted concrete block started allowing moisture penetration into the building. This has subsequently caused damage to surfaces and has contributed to mold growth. This project would install a secondary wall over the exterior surface to prevent water intrusion.	<input checked="" type="checkbox"/>	659,583
6	A	Seward HS Security Remodel Seward High School was constructed in 1968. There are multiple entries in to the two-story building. The primary entry needs to be moved from the upper floor to the lower floor. The office needs to be relocated to the lower floor for security control. Remodel is needed to accomplish this.	<input checked="" type="checkbox"/>	4,171,299

FY 2023 TOTAL \$54,447,373

District Priority	Primary Purpose	Project Title & Description	SOA Aid	Estimated Project Cost
7	C/E	Tebughna – Window Replacement	<input checked="" type="checkbox"/>	832,500
8	C/E	Kenai Alt / ABC – Window and Siding Replacement	<input checked="" type="checkbox"/>	550,000
9	C/E	Ninilchik – Window Replacement	<input checked="" type="checkbox"/>	201,017

FY 2024 TOTAL \$1,583,517

**Kenai Peninsula Borough School District
FY 2023 – 2028 Six-Year Capital Improvement Plan**


District Priority	Primary Purpose	Project Title & Description	SOA Aid	Estimated Project Cost
10	F	Paul Banks El – Parking and Traffic Upgrade	<input checked="" type="checkbox"/>	850,000
11	F	Chapman El – Parking and Traffic Upgrade	<input checked="" type="checkbox"/>	471,750
FY 2025 TOTAL				\$1,371,750

District Priority	Primary Purpose	Project Title & Description	SOA Aid	Estimated Project Cost
12	F	Soldotna El – Parking and Traffic Upgrade	<input checked="" type="checkbox"/>	832,500
13	F	Kenai MS – Kitchen Upgrade	<input checked="" type="checkbox"/>	750,000
14	F	Seward HS – Field Turf and Track	<input checked="" type="checkbox"/>	2,345,442
FY 2026 TOTAL				\$3,927,942

District Priority	Primary Purpose	Project Title & Description	SOA Aid	Estimated Project Cost
15	F	Redoubt El – Parking Lot Repairs	<input checked="" type="checkbox"/>	420,690
16	F	Mt View El – Parking Lot Re-design	<input checked="" type="checkbox"/>	413,012
FY 2027 TOTAL				\$833,702

District Priority	Primary Purpose	Project Title & Description	SOA Aid	Estimated Project Cost
17	C	District Wide – Re-Roof Phase III – Metal Roofing Systems	<input checked="" type="checkbox"/>	16,450,000
18	F	Homer HS – Parking Lot Renovation and ADA Entrance Upgrade	<input checked="" type="checkbox"/>	850,000
19	C	School District Warehouse –Backup Generator	<input checked="" type="checkbox"/>	85,000
FY 2028 TOTAL				\$17,385,000


Adopted June 7, 2021 at a duly convened meeting of the Kenai Peninsula School District Department of Education at which a quorum was present and voting. I hereby certify that the information presented is true and correct to the best of my knowledge.



Superintendent

6-8-2021

Date



School Board President

6-8-2021

Date

Submit to the Department of Education & Early Development by September 1

Form #05-19-051

**Kenai Peninsula Borough School District
FY 2022 – 2027 Six-Year Capital Improvement Plan**

District Priority	Primary Purpose	Project Title & Description	SOA Aid	Estimated Project Cost
**	B	**K-Selo New K-12 The buildings are in disrepair and are out of code compliance. The Kenai Peninsula Borough received a two-year extension to allow procurement of matching funds by June 2021. The State has appropriated \$10,010,000.00 with a \$5,390,000 local match required for this project.	<input checked="" type="checkbox"/>	15,400,000
1	A	Kenai MS Security Remodel - Kenai Middle School was constructed in 1968. The design of the building does not allow for visual control of the entry. For security purposes an office remodel is needed for improved security of the school.	<input checked="" type="checkbox"/>	1,159,177
2	C	Seward MS Repair 2016 Earthquake Damage The building was damaged in the 2016 earthquake. Interior and exterior repairs are required to preserve building integrity.	<input checked="" type="checkbox"/>	857,314
3	B	Nanwalek Middle School / High School Nanwalek School was first constructed in 1958, with additions in 1977 and 1984. ADM is currently at 125% capacity with increases to 150% expected in next year. This request is to provide a new facility to serve the middle school and high school needs of the community.	<input checked="" type="checkbox"/>	25,000,000
4	C	Homer HS – Attic Roof Ventilation and Gutters The current original shake roof was installed in 1985, is no longer in warranty, and is deteriorating. Additionally, attic ventilation has proven to be inadequate, and the internal gutter system is no longer functioning to protect the building from leakage. In order to properly address the internal gutters and ventilation system the entire roof will need to be replaced.	<input checked="" type="checkbox"/>	8,271,734
5	C	West Homer EI – North Wall Sealing Shortly after construction, the north wall constructed of fluted concrete block started allowing moisture penetration into the building. This has subsequently caused damage to surfaces, and has contributed to mold growth. This project would install a secondary wall over the exterior surface to prevent water intrusion.	<input checked="" type="checkbox"/>	659,583
6	C	Homer HS Heating Controls Replacement The original heating controls were installed in 1985. The components are failing and the entire system needs to be upgraded to meet the current standards. Boilers and controls are scheduled for replacement the summer of 2020.	<input checked="" type="checkbox"/>	700,000
7	A	Seward HS Security Remodel Seward High School was constructed in 1968. There are multiple entries in to the two-story building. The primary entry needs to be moved from the upper floor to the lower floor. The office needs to be relocated to the lower floor for security control. Remodel is needed to accomplish this.	<input checked="" type="checkbox"/>	4,171,299

FY 2022 TOTAL \$56,219,107

**Kenai Peninsula Borough School District
FY 2022 – 2027 Six-Year Capital Improvement Plan**

District Priority	Primary Purpose	Project Title & Description	SOA Aid	Estimated Project Cost
8	C/E	Tebughna – Window Replacement	<input checked="" type="checkbox"/>	832,500
9	C/E	Kenai Alt / ABC – Window and Siding Replacement	<input checked="" type="checkbox"/>	550,000
10	C/E	Ninilchik – Window Replacement	<input checked="" type="checkbox"/>	201,017
FY 2023 TOTAL				\$1,583,517


District Priority	Primary Purpose	Project Title & Description	SOA Aid	Estimated Project Cost
11	F	Paul Banks El – Parking and Traffic Upgrade	<input checked="" type="checkbox"/>	850,000
12	F	Chapman El – Parking and Traffic Upgrade	<input checked="" type="checkbox"/>	471,750
13	C	Susan B. English – Backup Generator*	<input checked="" type="checkbox"/>	50,000
FY 2024 TOTAL				\$1,371,750

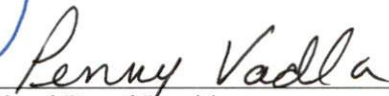
District Priority	Primary Purpose	Project Title & Description	SOA Aid	Estimated Project Cost
14	F	Soldotna El – Parking and Traffic Upgrade	<input checked="" type="checkbox"/>	832,500
15	F	Kenai MS – Kitchen Upgrade	<input checked="" type="checkbox"/>	750,000
16	F	Seward HS – Field Turf and Track	<input checked="" type="checkbox"/>	2,345,442
FY 2025 TOTAL				\$3,927,922

District Priority	Primary Purpose	Project Title & Description	SOA Aid	Estimated Project Cost
17	F	Redoubt El – Parking Lot Repairs	<input checked="" type="checkbox"/>	420,690
18	F	Mt View El – Parking Lot Re-design	<input checked="" type="checkbox"/>	413,012
19	C/E	McNeil Canyon El – Boiler Replacement	<input checked="" type="checkbox"/>	100,000
FY 2026 TOTAL				\$933,702

District Priority	Primary Purpose	Project Title & Description	SOA Aid	Estimated Project Cost
20	C	District Wide – Re-Roof Phase III – Metal Roofing Systems	<input checked="" type="checkbox"/>	16,450,000
22	F	Homer HS – Parking Lot Renovation and ADA Entrance Upgrade	<input checked="" type="checkbox"/>	850,000
23	C	School District Warehouse –Backup Generator	<input checked="" type="checkbox"/>	85,000
FY 2027 TOTAL				\$17,385,000

Adopted June 1, 2020 at a duly convened meeting of the Kenai Peninsula School District Department of Education at which a quorum was present and voting. I hereby certify that the information presented is true and correct to the best of my knowledge.



 Superintendent


 School Board President

6.1.20

 Date
 6-1-20

 Date

Submit to the Department of Education & Early Development by September 1

Form #05-19-051

**Kenai Peninsula Borough School District
FY 2021-2026 Six-Year Capital Improvement Plan**

District Priority	Primary Purpose	Project Title & Description	SOA Aid	Estimated Project Cost
**	B	**K-Selo New K-12 The buildings are in disrepair and are out of code compliance. The Kenai Peninsula Borough received a two-year extension to allow procurement of matching funds by June 2021. The State has appropriated \$10,010,000.00 with a \$5,390,000 local match required for this project.	*	15,400,000
1	A	Kenai MS Security Remodel - Kenai Middle School was constructed in 1968. The design of the building does not allow for visual control of the entry. For security purposes an office remodel is needed for improved security of the school.	*	800,000
2	C	Seward MS Repair 2016 Earthquake Damage The building was damaged in the 2016 earthquake. Interior and exterior repairs are required to preserve building integrity.	*	300,000
3	B	Nanwalek Middle School / High School Nanwalek School was first constructed in 1958, with additions in 1977 and 1984. ADM is currently at 125% capacity with increases to 150% expected in next year. This request is to provide a new facility to serve the middle school and high school needs of the community.	*	25,000,000
4	C	Homer HS – Attic Roof Ventilation and Gutters The current original shake roof was installed in 1985, is no longer in warranty, and is deteriorating. Additionally, attic ventilation has proven to be inadequate, and the internal gutter system is no longer functioning to protect the building from leakage. In order to properly address the internal gutters and ventilation system the entire roof will need to be replaced.	*	5,620,000
5	C	West Homer EI – North Wall Sealing Shortly after construction, the north wall constructed of fluted concrete block started allowing moisture penetration into the building. This has subsequently caused damage to surfaces, and has contributed to mold growth. This project would install a secondary wall over the exterior surface to prevent water intrusion.	*	450,000
6	C	Homer HS Heating Controls Replacement The original heating controls were installed in 1985. The components are failing and the entire system needs to be upgraded to meet the current standards. Boilers are scheduled for replacement the summer of 2019.	*	700,000
7	A	Seward HS Security Remodel Seward High School was constructed in 1968. There are multiple entries in to the two-story building. The primary entry needs to be moved from the upper floor to the lower floor. The office needs to be relocated to the lower floor for security control. Remodel is needed to accomplish this.	*	1,200,000
FY 2021 TOTAL:				\$97,740,000

**Kenai Peninsula Borough School District
FY 2021-2026 Six-Year Capital Improvement Plan**

District Priority	Primary Purpose	Project Title & Description	SOA Aid	Estimated Project Cost
8	C/E	Tebughna – Window Replacement	*	750,000
9	C/E	Kenai Alt / ABC – Window and Siding Replacement	*	550,000
10	C/E	Ninilchik – Window Replacement	*	500,000
FY 2022 TOTAL:				\$1,800,000.00



District Priority	Primary Purpose	Project Title & Description	SOA Aid	Estimated Project Cost
11	F	Paul Banks El – Parking and Traffic Upgrade	*	850,000
12	F	Chapman El – Parking and Traffic Upgrade	*	200,000
13	C	Susan B. English – Backup Generator	*	40,000
FY 2023 TOTAL:				\$1,090,000.00

District Priority	Primary Purpose	Project Title & Description	SOA Aid	Estimated Project Cost
14	F	Soldotna El – Parking and Traffic Upgrade	*	750,000
15	F	Kenai MS – Kitchen Upgrade	*	250,000
16	F	Seward HS – Field Turf and Track	*	3,000,000
FY 2024 TOTAL:				\$4,000,000.00

District Priority	Primary Purpose	Project Title & Description	SOA Aid	Estimated Project Cost
17	F	Redoubt El – Parking Lot Repairs	*	150,000
18	F	Mt View El – Parking Lot Re-design	*	550,000
19	C/E	McNeil Canyon El – Boiler Replacement	*	100,000
FY 2025 TOTAL:				\$800,000.00

District Priority	Primary Purpose	Project Title & Description	SOA Aid	Estimated Project Cost
20	C	District Wide – Re-Roof Phase III – Metal Roofing Systems	*	16,450,000
21	F	Homer HS – Parking Lot Renovation and ADA Entrance Upgrade	*	850,000
22	C	School District Warehouse –Backup Generator	*	85,000
FY 2026 TOTAL:				\$17,385,000.00

Adopted July 1, 2019 at a duly convened meeting of the Kenai Peninsula Borough School District Department of Education at which a quorum was present and voting. I hereby certify that the information presented is true and correct to the best of my knowledge.


 John O'Brien,
 Superintendent

 Penny Vadla,
 Kenai Peninsula Borough School Board President

7.25.19
 Date

July 1, 2019
 Date

Submit to the Department of Education & Early Development by September 1

Form #05-18-044

**Kenai Peninsula Borough School District
FY 2020-2025 Six-Year Capital Improvement Plan**

District Priority	Primary Purpose	Project Title & Description	SOA Aid	Estimated Project Cost
1	B	Nanwalek Middle School / High School Nanwalek School was first constructed in 1958, with additions in 1977 and 1984. ADM is currently at 140% capacity with increases to 175% expected in next year. This request is to provide a new facility to serve the middle school and high school needs of the community.	*	25,000,000
2	A	District Wide – Building Security Upgrades and Office Remodel – (Incl: Kenai MS Office – Seward HS Office Relocation – Homer MS Office – Kenai Alt – Paul Banks El – Soldotna HS – Sterling El) All school facilities in the District were constructed prior to evolved needs for heightened security and access control for buildings. Some facilities will require administration office remodels to place oversight capabilities at the entries. This District wide project will address the issue in all buildings where the change would not trigger the requirement for a full sprinkler system.	*	6,500,000
3	C	Homer HS – Attic Ventilation and Gutters The current original shake roof was installed in 1985, is no longer in warranty, and is deteriorating. Additionally, attic ventilation has proven to be inadequate, and the internal gutter system is no longer functioning to protect the building from leakage. In order to properly address the internal gutters and ventilation system, the entire roof will need to be replaced.	*	5,620,000
4	C/E	Redoubt El – Roof Insulation Upgrade The current roof is original to the 1978 construction, with a gym addition in 1984. The roof assembly has little insulation, and is experiencing minor roof failures that compromise the building interior. The project would primarily consist of increasing the roof insulation from R-10 to an average of R-38 in order to lower utility costs	*	1,250,000
5	C	West Homer El – North Wall Sealing Shortly after construction, the north wall constructed of fluted concrete block started allowing moisture penetration into the building. This has subsequently caused damage to surfaces, and has contributed to mold growth. This project would install a secondary wall over the exterior surface to prevent water intrusion.	*	450,000
FY 2020 TOTAL:				\$38,820,000.00

District Priority	Primary Purpose	Project Title & Description	SOA Aid	Estimated Project Cost
6	C/E	Paul Bank El – Window Replacement	*	500,000
7	C/E	Tustumena El – Window and Siding Replacement	*	550,000
8	C/E	Sterling El – Window Replacement	*	500,000
9	F	Paul Banks El – Parking and Traffic Upgrade	*	850,000
FY 2021 TOTAL:				\$2,400,000.00

**Kenai Peninsula Borough School District
FY 2020-2025 Six-Year Capital Improvement Plan**


District Priority	Primary Purpose	Project Title & Description	SOA Aid	Estimated Project Cost
10	F	Soldotna El – Parking and Traffic Upgrade	*	750,000
11	C	Susan B. English – Backup Generator	*	40,000
12	C/E	Chapman El – Window Replacement	*	250,000
13	C/E	Homer HS – Heating Controls Upgrade	*	700,000
FY 2022 TOTAL:				\$1,740,000.00

District Priority	Primary Purpose	Project Title & Description	SOA Aid	Estimated Project Cost
14	A	Redoubt El – Replace Gym Floor (Abate Vinyl Asbestos Tile)	*	150,000
15	F	Seward HS – Field Turf and Track	*	3,000,000
FY 2023 TOTAL:				\$3,150,000.00

District Priority	Primary Purpose	Project Title & Description	SOA Aid	Estimated Project Cost
16	F	Homer MS – Drainage and Traffic Upgrade	*	750,000
17	F	Homer Flex – Parking Reconfiguration	*	150,000
18	A	Kaleidoscope – Replace Gym Floor (Abate Vinyl Asbestos Tile)	*	150,000
FY 2024 TOTAL:				\$1,050,000.00

District Priority	Primary Purpose	Project Title & Description	SOA Aid	Estimated Project Cost
19	C	District Wide – Re-Roof Phase III – Metal Roofing Systems	*	16,450,000
20	F	Homer HS – Parking Lot Renovation and ADA Entrance Upgrade	*	850,000
21	F	Mt. View El – Parking and Traffic Upgrade	*	800,000
22	F	Ninilchik – Track Upgrade	*	950,000
23	C	School District Warehouse – Backup Generator	*	85,000
FY 2025 TOTAL:				\$19,135,000.00

Adopted August 6, 2018 at a duly convened meeting of the Kenai Peninsula Borough School District Department of Education at which a quorum was present and voting. I hereby certify that the information presented is true and correct to the best of my knowledge.


Sean Dusek,
Superintendent

8/23/18
Date


Penny Vadla,
Kenai Peninsula Borough School Board President

8/23/18
Date

Submit to the Department of Education & Early Development by September 1

Form #05-18-044

APPENDIX F: DEFINITIONS OF MAINTENANCE

Adopted by the Bond Reimbursement & Grant Review Committee
April 20, 2022

Building System(s)

An assembly of components created to perform specific functions in a facility (ref. DEED *CostFormat* for descriptions of 11 standard building systems).

Capital Renewal or Replacement

A scheduled and anticipated systematic upgrading or replacement of a building system or component, anticipated based on life-expectancy, to establish its ability to function for a new life cycle—typically at least five years.

Commissioning

A systematic process of testing buildings systems to ensure that a building performs in accordance with the design intent, contract documents, and the owner's operational needs. Retro-commissioning is commissioning of building systems that occurs on a facility that has never been commissioned, or occurs after an initial commissioning, to recalibrate building performance to ensure optimal systems performance.

Component

An item within a building system that provides a function distinct from other elements in that system.

Corrective Maintenance

Unscheduled maintenance or repair in response to system or component failures that are accomplished at an operational level.

Custodial Care

The day to day and periodic cleaning of building surfaces and fixtures needed to maintain a facility in safe, clean, and orderly condition; includes the replacement of disposable supplies and building items.

Deferred Maintenance

Maintenance or capital renewal that is postponed for lack of funds, resources, or other reasons.

Energy Audit and Assessment

An assessment of a building that review current energy consumption and identifies energy efficiency measures that you can conduct to make the building more energy efficient.

Energy Benchmarking

Measuring building energy performance against its own past performance or against other buildings with a similar function/use.

Energy Consumption Monitoring

Measuring, recording, and tracking use of energy utilities by a building. Required to be done on a monthly basis.

Energy Efficiency Measures

Upgrades, retrofits, or repairs of systems or software or a practice that, when implemented, results in reduced energy use while maintaining the same or higher level of service.

Alaska Department of Education & Early Development

Major Maintenance

Facility renewal that requires major repair or rehabilitation to protect the structure, correct building code deficiencies, or achieve an operating cost savings, and shall exceed \$50,000 per project, per site. It must be demonstrated, using evidence acceptable to the department that (1) the district has adhered to its regular preventive, routine, and/or custodial maintenance schedule for the identified project request, and (2) preventive maintenance is no longer cost effective.

Preventive Maintenance

The regularly scheduled activities that carry out the diagnostic and corrective actions necessary to prevent premature failure or maximize or extend the useful life of a facility and/or its components. It involves a planned and implemented program of inspection, servicing, testing, and replacement of systems and components that is cost effective on a life-cycle basis. Programs shall contain the elements defined in AS 14.11.011(b)(4) and 4 AAC 31.013 to be eligible for funding.

Routine Maintenance

Light maintenance and inspection tasks performed at regular intervals (daily, weekly, monthly, etc.). Differentiated from preventive maintenance by level of complexity, specialized skill, and duration of effort.

Alaska Department of Education and Early Development

FY 2024 Participating Share Requirement

District	FY 2022 Full Values	2022 ADM	Value Per ADM	LocalShare
Alaska Gateway	0	386.05	0.00	2 %
Aleutian Region	0	22.48	0.00	2 %
Aleutians East Borough	235,094,337	188.85	1,244,873.34	35 %
Anchorage	45,419,969,132	42,899.85	1,058,744.20	35 %
Annette Island	0	295.55	0.00	2 %
Bering Strait	0	1,714.74	0.00	2 %
Bristol Bay Borough	540,154,962	104.50	5,168,947.00	35 %
Chatham	0	130.85	0.00	2 %
Chugach	0	585.00	0.00	2 %
Copper River	0	420.04	0.00	2 %
Cordova City	412,868,752	319.65	1,291,627.59	35 %
Craig City	177,859,528	698.62	254,586.94	10 %
Delta/Greely	0	879.44	0.00	2 %
Denali Borough	398,632,167	995.20	400,554.83	20 %
Dillingham City	340,655,543	424.50	802,486.56	35 %
Fairbanks Borough	14,097,136,237	12,267.78	1,149,118.74	35 %
Galena City	41,051,863	7,281.84	5,637.57	5 %
Haines Borough	513,075,623	248.17	2,067,436.14	35 %
Hoonah City	99,447,983	121.65	817,492.66	35 %
Hydaburg City	16,058,168	125.65	127,800.78	5 %
Iditarod Area	0	279.70	0.00	2 %
Juneau Borough	6,618,462,399	4,234.14	1,563,118.41	35 %
Kake City	31,265,672	103.00	303,550.21	20 %
Kashunamiut	0	307.30	0.00	2 %
Kenai Peninsula Boroug	11,727,364,956	8,298.47	1,413,196.09	35 %
Ketchikan Borough	2,107,476,951	2,127.40	990,635.07	35 %
Klawock City	68,069,863	119.45	569,860.73	30 %
Kodiak Island Borough	2,118,386,519	2,218.31	954,955.11	35 %
Kuspuk	0	345.85	0.00	2 %
Lake & Peninsula Borou	153,753,605	300.75	511,233.93	30 %
Lower Kuskokwim	0	3,864.20	0.00	2 %
Lower Yukon	0	1,907.17	0.00	2 %
Mat-Su Borough	15,914,525,200	18,886.18	842,654.55	35 %
Nenana City	34,904,463	1,621.61	21,524.57	5 %
Nome City	503,895,691	685.90	734,648.89	30 %
North Slope Borough	22,081,618,018	1,863.30	11,850,811.70	35 %

<i>District</i>	<i>FY 2022 Full Values</i>	<i>2022 ADM</i>	<i>Value Per ADM</i>	<i>LocalShare</i>
Northwest Arctic Borou	898,567,999	1,859.30	483,282.94	20 %
Pelican City	15,853,624	16.00	990,851.50	35 %
Petersburg Borough	591,659,820	426.10	1,388,546.85	35 %
Pribilof Island	0	52.95	0.00	2 %
Saint Marys City	33,651,417	200.05	168,215.03	10 %
Sitka Borough	1,563,690,714	1,130.95	1,382,634.76	35 %
Skagway Borough	528,141,287	125.35	4,213,333.01	35 %
Southeast Island	0	146.48	0.00	2 %
Southwest Region	0	573.30	0.00	2 %
Tanana City	17,347,442	26.05	665,928.70	30 %
Unalaska City	892,525,245	354.50	2,517,701.68	35 %
Valdez City	2,707,942,765	674.10	4,017,123.37	35 %
Wrangell Borough	254,512,613	257.50	988,398.50	35 %
Yakutat Borough	104,665,317	95.35	1,097,696.05	35 %
Yukon Flats	0	204.35	0.00	2 %
Yukon-Koyukuk	0	3,323.91	0.00	2 %
Yupiit	0	445.20	0.00	2 %