

**Alaska Department of Education and Early Development  
FY2025 Capital Improvement Projects  
School Construction Grant Fund**

**Final List**

| Jan 12 Rank    | Dec 13 Rank | Nov 3 Rank | School District          | Project Name   | Amount Requested     | Eligible Amount      | Prior Funding       | DEED Recommended Amount | Participating Share | State Share          | Aggregate Amount |
|----------------|-------------|------------|--------------------------|--|----------------------|----------------------|---------------------|-------------------------|---------------------|----------------------|------------------|
| 1              | 1           | 1          | Lower Kuskokwim          | Newtok K-12 School Relocation/Replacement, Mertarvik               | \$81,466,239         | \$81,466,239         | \$77,398,411        | \$4,067,828             | \$81,357            | \$3,986,471          | \$3,986,471      |
| 2              | 2           | 2          | Yukon-Koyukuk            | Minto K-12 School Renovation/Addition, Supplemental                | \$17,577,222         | \$17,564,441         | \$12,091,453        | \$5,472,988             | \$109,460           | \$5,363,528          | \$9,349,999      |
| 3              | 3           | 3          | Lower Kuskokwim          | Nelson Island School Replacement, Toksook Bay                      | \$102,435,864        | \$102,435,864        | \$0                 | \$102,435,864           | \$2,048,717         | \$100,387,147        | \$109,737,146    |
| 4              | 4           | 4          | Lower Kuskokwim          | Anna Tobeluk Memorial K-12 School Renovation/Addition, Nunapitchuk | \$73,276,397         | \$54,860,262         | \$0                 | \$54,860,262            | \$1,097,205         | \$53,763,057         | \$163,500,203    |
| 5              | 5           | 5          | Northwest Arctic Borough | Deering K-12 Replacement School                                    | \$46,828,553         | \$46,255,576         | \$0                 | \$46,255,576            | \$9,251,115         | \$37,004,461         | \$200,504,664    |
| 6              | 6           | 6          | Bering Strait            | Brevig Mission K-12 School Renovation/Addition                     | \$34,667,393         | \$34,620,893         | \$0                 | \$34,620,893            | \$692,418           | \$33,928,475         | \$234,433,139    |
| 7              | 7           | 7          | Anchorage                | Kincaid Elementary School Site Improvements                        | \$12,058,387         | \$10,627,294         | \$0                 | \$10,627,294            | \$3,719,553         | \$6,907,741          | \$241,340,880    |
| 8              | 8           | 8          | Ketchikan Borough        | Valley Park Complex Upgrades                                       | \$220,964            | \$220,964            | \$0                 | \$220,964               | \$77,337            | \$143,627            | \$241,484,507    |
| 9              | 9           | 9          | Lower Kuskokwim          | Water Storage and Treatment, Kongiganak                            | \$4,323,682          | \$4,323,682          | \$0                 | \$4,323,682             | \$86,474            | \$4,237,208          | \$245,721,715    |
| 10             | 10          | 10         | Anchorage                | Secure Vestibules, Group 3, 5 Sites                                | \$9,036,461          | \$9,036,461          | \$0                 | \$9,036,461             | \$3,162,761         | \$5,873,700          | \$251,595,415    |
| 11             | 11          | 11         | Kenai Peninsula Borough  | Kenai Middle School Security Remodel                               | \$1,836,092          | \$1,836,092          | \$0                 | \$1,836,092             | \$642,632           | \$1,193,460          | \$252,788,875    |
| 12             | 12          | 12         | Anchorage                | Secure Vestibules, Group 2, 3 Sites                                | \$816,985            | \$816,985            | \$0                 | \$816,985               | \$285,945           | \$531,040            | \$253,319,915    |
| 13             | 13          | 13         | Ketchikan Borough        | Playground Equipment and Surface Upgrades, 3 Sites                 | \$430,968            | \$430,968            | \$0                 | \$430,968               | \$150,839           | \$280,129            | \$253,600,044    |
| 14             | 14          | 14         | Anchorage                | Secure Vestibules, Group 4 North, 4 Sites                          | \$3,489,791          | \$3,489,791          | \$0                 | \$3,489,791             | \$1,221,427         | \$2,268,364          | \$255,868,408    |
| 15             | 15          | 15         | Anchorage                | Secure Vestibules, Group 4 South, 4 Sites                          | \$1,890,357          | \$1,821,793          | \$0                 | \$1,821,793             | \$637,628           | \$1,184,165          | \$257,052,573    |
| 16             | 16          | 16         | Lower Kuskokwim          | Bethel Regional Campus Transportation and Drainage Upgrades        | \$1,325,059          | \$1,325,059          | \$0                 | \$1,325,059             | \$26,501            | \$1,298,558          | \$258,351,131    |
| 17             | 17          | 17         | Anchorage                | Secure Vestibules, Group 1, 3 Sites                                | \$1,085,084          | \$1,085,084          | \$0                 | \$1,085,084             | \$379,779           | \$705,305            | \$259,056,436    |
| 18             | 18          | 18         | Fairbanks Borough        | West Valley High School Auditorium Upgrade                         | \$1,209,046          | \$688,212            | \$0                 | \$688,212               | \$240,874           | \$447,338            | \$259,503,774    |
| 19             | 19          | 19         | Fairbanks Borough        | University Park Elementary School Site Improvements                | \$2,002,757          | \$1,517,030          | \$0                 | \$1,517,030             | \$530,960           | \$986,070            | \$260,489,844    |
| <b>Totals:</b> |             |            |                          |  | <b>\$395,977,301</b> | <b>\$374,422,690</b> | <b>\$89,489,864</b> | <b>\$284,932,826</b>    | <b>\$24,442,982</b> | <b>\$260,489,844</b> |                  |

**Alaska Department of Education and Early Development  
FY2025 Capital Improvement Projects  
Major Maintenance Grant Fund**

**Final List**

| Jan 12 Rank | Dec 13 Rank | Nov 3 Rank | School District          | Project Name   | Amount Requested | Eligible Amount | Prior Funding | DEED Recommended Amount | Participating Share | State Share | Aggregate Amount |
|-------------|-------------|------------|--------------------------|--|------------------|-----------------|---------------|-------------------------|---------------------|-------------|------------------|
| 1           | 1           | 1          | Craig City               | Craig Elementary and Middle School Rehabilitation, Supplemental          | \$13,400,176     | \$13,400,176    | \$8,415,126   | \$4,985,050             | \$997,010           | \$3,988,040 | \$3,988,040      |
| 2           | 2           | 2          | Yukon-Koyukuk            | Allakaket K-12 School Copper Pipe Replacement                            | \$287,892        | \$287,892       | \$0           | \$287,892               | \$5,758             | \$282,134   | \$4,270,174      |
| 3           | 3           | 3          | Northwest Arctic Borough | Davis-Ramoth K-12 School Renovation                                      | \$9,596,772      | \$9,424,172     | \$0           | \$9,424,172             | \$1,884,834         | \$7,539,338 | \$11,809,512     |
| 4           | 4           | 4          | Denali Borough           | Tri-Valley School Partial Roof Replacement                               | \$2,263,988      | \$2,249,219     | \$0           | \$2,249,219             | \$449,844           | \$1,799,375 | \$13,608,887     |
| 5           | 5           | 5          | Anchorage                | Ptarmigan Elementary School Roof Replacement                             | \$2,991,230      | \$2,991,230     | \$0           | \$2,991,230             | \$1,046,930         | \$1,944,300 | \$15,553,187     |
| 6           | 6           | 6          | Anchorage                | Birchwood Elementary School Roof Replacement                             | \$3,008,175      | \$3,008,175     | \$0           | \$3,008,175             | \$1,052,861         | \$1,955,314 | \$17,508,501     |
| 7           | 7           | 7          | Kenai Peninsula Borough  | Homer High School Partial Roof Replacement                               | \$3,280,189      | \$3,280,189     | \$0           | \$3,280,189             | \$1,148,066         | \$2,132,123 | \$19,640,624     |
| 8           | 8           | 8          | Anchorage                | Northwood Elementary School Roof Replacement                             | \$1,495,296      | \$1,495,296     | \$0           | \$1,495,296             | \$523,354           | \$971,942   | \$20,612,566     |
| 9           | 9           | 9          | Kuspuk                   | Johnnie John Sr. K-12 School Major Maintenance, Crooked Creek            | \$2,009,216      | \$1,989,549     | \$0           | \$1,989,549             | \$39,791            | \$1,949,758 | \$22,562,324     |
| 10          | 10          | 10         | Aleutians East Borough   | Sand Point K-12 School Major Maintenance, Supplemental                   | \$6,811,429      | \$6,811,396     | \$2,968,577   | \$3,842,819             | \$1,344,987         | \$2,497,832 | \$25,060,156     |
| 11          | 11          | 11         | Lower Kuskokwim          | Bethel Campus Fire Pump House and Fire Protection Upgrades, Supplemental | \$3,441,629      | \$3,441,629     | \$2,982,088   | \$459,541               | \$9,191             | \$450,350   | \$25,510,506     |
| 12          | 12          | 12         | Petersburg Borough       | Petersburg High/Middle School Roof Replacement                           | \$4,306,542      | \$4,272,898     | \$0           | \$4,272,898             | \$1,495,514         | \$2,777,384 | \$28,287,890     |
| 13          | 13          | 13         | Anchorage                | Bayshore Elementary School Boiler Replacement                            | \$1,143,580      | \$1,143,580     | \$0           | \$1,143,580             | \$400,253           | \$743,327   | \$29,031,217     |
| 14          | 14          | 14         | Nome City                | Nome Beltz Jr/Sr High School Generator and Electrical Replacement        | \$1,318,010      | \$2,142,123     | \$0           | \$2,142,123             | \$642,637           | \$1,499,486 | \$30,530,703     |
| 15          | 15          | 15         | Lower Kuskokwim          | Akula Elitnavvik K-12 School Renovation, Kasigluk-Akula                  | \$6,355,832      | \$5,775,602     | \$0           | \$5,775,602             | \$115,512           | \$5,660,090 | \$36,190,793     |
| 16          | 16          | 16         | Wrangell Borough         | Wrangell Schools Renovations, 3 Sites                                    | \$10,000,000     | \$9,968,009     | \$0           | \$9,968,009             | \$3,488,803         | \$6,479,206 | \$42,669,999     |
| 17          | 17          | 17         | Anchorage                | Government Hill Elementary School Roof Replacement                       | \$2,635,154      | \$2,635,154     | \$0           | \$2,635,154             | \$922,304           | \$1,712,850 | \$44,382,849     |
| 18          | 18          | 18         | Nome City                | Nome Beltz Jr/Sr High School Roof Replacement, Supplemental              | \$6,026,434      | \$6,026,434     | \$2,233,488   | \$3,792,946             | \$1,137,884         | \$2,655,062 | \$47,037,911     |
| 19          | 19          | 19         | Lower Yukon              | Hooper Bay K-12 School Exterior Repairs                                  | \$2,296,607      | \$2,296,607     | \$0           | \$2,296,607             | \$45,932            | \$2,250,675 | \$49,288,586     |
| 20          | 20          | 20         | Yupit                    | Mechanical System Improvements, 3 Schools                                | \$635,269        | \$635,269       | \$0           | \$635,269               | \$12,705            | \$622,564   | \$49,911,150     |
| 21          | 21          | 21         | Northwest Arctic Borough | HVAC Controls Upgrade, 8 Sites   | \$9,838,153      | \$9,838,153     | \$0           | \$9,838,153             | \$1,967,631         | \$7,870,522 | \$57,781,672     |
| 22          | 22          | 22         | Nenana City              | Nenana School Flooring and Asbestos Abatement                            | \$548,871        | \$548,871       | \$0           | \$548,871               | \$27,444            | \$521,427   | \$58,303,099     |
| 23          | 23          | 23         | Kuspuk                   | Jack Egnaty Sr. K-12 School Roof Replacement, Sleetmute                  | \$1,608,442      | \$1,608,442     | \$0           | \$1,608,442             | \$32,169            | \$1,576,273 | \$59,879,372     |
| 24          | 24          | 24         | Kake City                | Exterior Upgrades - Main School Facilities                               | \$351,797        | \$351,797       | \$0           | \$351,797               | \$70,359            | \$281,438   | \$60,160,810     |
| 25          | 25          | 25         | Ketchikan Borough        | Ketchikan High School Security Upgrades                                  | \$485,609        | \$485,609       | \$0           | \$485,609               | \$169,963           | \$315,646   | \$60,476,456     |
| 26          | 26          | 26         | Anchorage                | Homestead Elementary School Roof Replacement                             | \$3,515,805      | \$3,515,805     | \$0           | \$3,515,805             | \$1,230,532         | \$2,285,273 | \$62,761,729     |

**Alaska Department of Education and Early Development  
FY2025 Capital Improvement Projects  
Major Maintenance Grant Fund**

**Final List**

| Jan 12 Rank | Dec 13 Rank | Nov 3 Rank | School District          | Project Name  | Amount Requested | Eligible Amount | Prior Funding | DEED Recommended Amount | Participating Share | State Share  | Aggregate Amount |
|-------------|-------------|------------|--------------------------|---|------------------|-----------------|---------------|-------------------------|---------------------|--------------|------------------|
| 27          | 27          | 27         | Anchorage                | King Tech High School Roof Replacement                      | \$3,829,327      | \$3,829,327     | \$0           | \$3,829,327             | \$1,340,264         | \$2,489,063  | \$65,250,792     |
| 28          | 28          | 28         | Kashunamiut              | Chevak K-12 School Campus Renovation                        | \$32,497,916     | \$32,497,916    | \$0           | \$32,497,916            | \$649,958           | \$31,847,958 | \$97,098,750     |
| 29          | 29          | 29         | Nenana City              | Nenana School Boiler Replacement                            | \$206,846        | \$206,846       | \$0           | \$206,846               | \$10,342            | \$196,504    | \$97,295,254     |
| 30          | 30          | 30         | Lower Yukon              | Marshall K-12 School Emergency Tank Farm                    | \$1,809,501      | \$1,809,501     | \$0           | \$1,809,501             | \$36,190            | \$1,773,311  | \$99,068,565     |
| 31          | 31          | 31         | Southeast Island         | Thorne Bay K-12 School Mechanical Control Upgrades          | \$1,438,929      | \$1,438,929     | \$0           | \$1,438,929             | \$28,779            | \$1,410,150  | \$100,478,715    |
| 32          | 32          | 32         | Anchorage                | Service High School Health and Safety Improvements          | \$5,462,781      | \$5,462,781     | \$0           | \$5,462,781             | \$1,911,973         | \$3,550,808  | \$104,029,523    |
| 33          | 33          | 33         | Haines Borough           | Haines High School Roof Replacement                         | \$1,993,782      | \$1,993,782     | \$0           | \$1,993,782             | \$697,824           | \$1,295,958  | \$105,325,481    |
| 34          | 34          | 34         | Aleutians East Borough   | Sand Point K-12 School Pool Major Maintenance               | \$102,608        | \$102,608       | \$0           | \$102,608               | \$35,913            | \$66,695     | \$105,392,176    |
| 35          | 35          | 35         | Southeast Island         | Thorne Bay K-12 School Fire Suppression System              | \$1,375,906      | \$1,375,906     | \$0           | \$1,375,906             | \$27,518            | \$1,348,388  | \$106,740,564    |
| 36          | 36          | 36         | Anchorage                | Mears Middle School Heating Upgrades                        | \$575,376        | \$575,376       | \$0           | \$575,376               | \$201,382           | \$373,994    | \$107,114,558    |
| 37          | 37          | 37         | Kenai Peninsula Borough  | West Homer Elementary School North Wall Improvement         | \$356,760        | \$356,760       | \$0           | \$356,760               | \$124,866           | \$231,894    | \$107,346,452    |
| 38          | 38          | 38         | Kake City                | Kake Career and Technical Education Building Rehabilitation | \$3,492,395      | \$3,463,759     | \$0           | \$3,463,759             | \$692,752           | \$2,771,007  | \$110,117,459    |
| 39          | 39          | 39         | Denali Borough           | Districtwide Electrical Code Upgrades                       | \$1,372,127      | \$1,372,127     | \$0           | \$1,372,127             | \$274,425           | \$1,097,702  | \$111,215,161    |
| 40          | 40          | 40         | Haines Borough           | Haines High School Locker Room Renovation                   | \$1,456,741      | \$1,456,741     | \$0           | \$1,456,741             | \$509,859           | \$946,882    | \$112,162,043    |
| 41          | 41          | 41         | Anchorage                | Mears Middle School Roof Replacement                        | \$6,403,930      | \$6,403,930     | \$0           | \$6,403,930             | \$2,241,375         | \$4,162,555  | \$116,324,598    |
| 42          | 42          | 42         | Anchorage                | Stellar Secondary School Fire Alarm                         | \$389,096        | \$389,096       | \$0           | \$389,096               | \$136,184           | \$252,912    | \$116,577,510    |
| 43          | 43          | 43         | Nome City                | Nome Elementary School Fire Alarm Replacement               | \$562,735        | \$562,735       | \$0           | \$562,735               | \$168,820           | \$393,915    | \$116,971,425    |
| 44          | 44          | 44         | Denali Borough           | Tri-Valley School Septic System Upgrades                    | \$547,871        | \$547,871       | \$0           | \$547,871               | \$109,574           | \$438,297    | \$117,409,722    |
| 45          | 45          | 45         | Northwest Arctic Borough | June Nelson Elementary School Partial Roof Replacement      | \$1,860,808      | \$1,860,808     | \$0           | \$1,860,808             | \$372,162           | \$1,488,646  | \$118,898,368    |
| 46          | 46          | 46         | Alaska Gateway           | Tetlin K-12 School Renovation                               | \$2,072,902      | \$2,072,902     | \$0           | \$2,072,902             | \$41,458            | \$2,031,444  | \$120,929,812    |
| 47          | 47          | 47         | Lower Yukon              | LYSD Central Office Renovation                              | \$4,768,361      | \$4,914,128     | \$0           | \$4,914,128             | \$98,283            | \$4,815,845  | \$125,745,657    |
| 48          | 48          | 48         | Lower Yukon              | Hooper Bay K-12 School Emergency Lighting and Retrofit      | \$234,545        | \$234,545       | \$0           | \$234,545               | \$4,691             | \$229,854    | \$125,975,511    |
| 49          | 49          | 49         | Alaska Gateway           | Tok K-12 School Partial Roof Replacement                    | \$544,789        | \$544,789       | \$0           | \$544,789               | \$10,896            | \$533,893    | \$126,509,404    |
| 50          | 50          | 50         | Alaska Gateway           | Northway K-12 School Mechanical Renovation                  | \$1,270,125      | \$1,270,125     | \$0           | \$1,270,125             | \$25,402            | \$1,244,723  | \$127,754,127    |
| 51          | 51          | 51         | Lower Yukon              | Scammon Bay K-12 School Emergency Lighting and Retrofit     | \$119,467        | \$119,467       | \$0           | \$119,467               | \$2,389             | \$117,078    | \$127,871,205    |
| 52          | 52          | 52         | Yupit                    | Tuluksak K-12 School Generator Replacement                  | \$161,487        | \$161,487       | \$0           | \$161,487               | \$3,230             | \$158,257    | \$128,029,462    |
| 53          | 53          | 53         | Kodiak Island Borough    | Chiniak K-12 School Water Code Compliance and Upgrade       | \$157,201        | \$157,201       | \$0           | \$157,201               | \$55,020            | \$102,181    | \$128,131,643    |
| 54          | 54          | 54         | Northwest Arctic Borough | Districtwide Fire Systems Replacement, 6 Sites              | \$3,731,750      | \$3,731,750     | \$0           | \$3,731,750             | \$746,350           | \$2,985,400  | \$131,117,043    |
| 55          | 55          | 55         | Southwest Region         | Twin Hills K-12 School Renovation                           | \$6,738,352      | \$6,738,352     | \$0           | \$6,738,352             | \$134,767           | \$6,603,585  | \$137,720,628    |
| 56          | 56          | 56         | Lower Kuskokwim          | Akiuk Memorial K-12 School Renovation, Kasigluk-Akiuk       | \$5,711,232      | \$5,030,358     | \$0           | \$5,030,358             | \$100,607           | \$4,929,751  | \$142,650,379    |

**Alaska Department of Education and Early Development  
FY2025 Capital Improvement Projects  
Major Maintenance Grant Fund**

**Final List**

| Jan 12 Rank | Dec 13 Rank | Nov 3 Rank | School District         | Project Name   | Amount Requested | Eligible Amount | Prior Funding | DEED Recommended Amount | Participating Share | State Share | Aggregate Amount |
|-------------|-------------|------------|-------------------------|--|------------------|-----------------|---------------|-------------------------|---------------------|-------------|------------------|
| 57          | 57          | 57         | Lower Yukon             | Scammon Bay K-12 School Exterior Upgrades                                    | \$705,351        | \$705,351       | \$0           | \$705,351               | \$14,107            | \$691,244   | \$143,341,623    |
| 58          | 58          | 58         | Petersburg Borough      | Petersburg Gym Sewer Line Repair   | \$571,270        | \$477,671       | \$0           | \$477,671               | \$167,185           | \$310,486   | \$143,652,109    |
| 59          | 59          | 59         | Lower Kuskokwim         | Bethel Regional High School Boardwalk Replacement                            | \$1,389,873      | \$1,389,873     | \$0           | \$1,389,873             | \$27,797            | \$1,362,076 | \$145,014,185    |
| 60          | 60          | 60         | Yukon-Koyukuk           | Roof Replacement, 3 Schools  | \$2,122,364      | \$2,122,364     | \$0           | \$2,122,364             | \$42,447            | \$2,079,917 | \$147,094,102    |
| 61          | 61          | 61         | Lower Kuskokwim         | Gladys Jung Elementary School Heating Mains Replacement                      | \$1,188,713      | \$1,188,713     | \$0           | \$1,188,713             | \$23,774            | \$1,164,939 | \$148,259,041    |
| 62          | 62          | 62         | Mat-Su Borough          | Elevator Code And Compliance Upgrades, 6 Sites                               | \$1,612,539      | \$1,721,599     | \$0           | \$1,721,599             | \$602,560           | \$1,119,039 | \$149,378,080    |
| 63          | 63          | 63         | Denali Borough          | Generator Replacement, 3 Schools   | \$2,657,110      | \$2,657,110     | \$0           | \$2,657,110             | \$531,422           | \$2,125,688 | \$151,503,768    |
| 64          | 64          | 64         | Anchorage               | Bear Valley Elementary School Domestic Water Replacement                     | \$2,665,758      | \$2,665,758     | \$0           | \$2,665,758             | \$933,015           | \$1,732,743 | \$153,236,511    |
| 65          | 65          | 65         | Kake City               | Kake High School Gym Floor Replacement                                       | \$325,139        | \$325,139       | \$0           | \$325,139               | \$65,028            | \$260,111   | \$153,496,622    |
| 66          | 66          | 66         | Fairbanks Borough       | North Pole High School Mechanical and Electrical Upgrades                    | \$9,656,968      | \$9,005,360     | \$0           | \$9,005,360             | \$3,151,876         | \$5,853,484 | \$159,350,106    |
| 67          | 67          | 67         | Southwest Region        | Ekwok K-12 School Renovation   | \$8,498,325      | \$8,498,325     | \$0           | \$8,498,325             | \$169,966           | \$8,328,359 | \$167,678,465    |
| 68          | 68          | 68         | Nome City               | Nome Beltz Jr/Sr High and Nome Elementary Secure Access and ADA Improvements | \$363,926        | \$363,926       | \$0           | \$363,926               | \$109,178           | \$254,748   | \$167,933,213    |
| 69          | 69          | 69         | Nenana City             | Nenana School Fire Suppression System Replacement                            | \$1,417,574      | \$1,417,574     | \$0           | \$1,417,574             | \$70,879            | \$1,346,695 | \$169,279,908    |
| 70          | 70          | 70         | Saint Marys City        | St. Mary's Campus Renewal and Repairs  | \$1,054,393      | \$1,054,393     | \$0           | \$1,054,393             | \$105,439           | \$948,954   | \$170,228,862    |
| 71          | 71          | 71         | Fairbanks Borough       | Arctic Light Elementary School Exterior Renovation                           | \$8,908,517      | \$8,373,816     | \$0           | \$8,373,816             | \$2,930,836         | \$5,442,980 | \$175,671,842    |
| 72          | 72          | 72         | Yupit                   | Tuluksak K-12 School Fuel Tank Replacement                                   | \$4,955,370      | \$4,955,370     | \$0           | \$4,955,370             | \$99,107            | \$4,856,263 | \$180,528,105    |
| 73          | 73          | 73         | Southeast Island        | Port Alexander and Thorne Bay K-12 Schools Roof Replacement                  | \$172,716        | \$172,716       | \$0           | \$172,716               | \$3,454             | \$169,262   | \$180,697,367    |
| 74          | 74          | 74         | Anchorage               | Ptarmigan Elementary School Intercom Replacement                             | \$550,316        | \$550,316       | \$0           | \$550,316               | \$192,611           | \$357,705   | \$181,055,072    |
| 75          | 75          | 75         | Southeast Island        | Thorne Bay K-12 School Flooring Replacement                                  | \$76,014         | \$76,014        | \$0           | \$76,014                | \$1,520             | \$74,494    | \$181,129,566    |
| 76          | 76          | 76         | Kake City               | Kake High School Plumbing Replacement  | \$1,112,699      | \$1,112,699     | \$0           | \$1,112,699             | \$222,540           | \$890,159   | \$182,019,725    |
| 77          | 77          | 77         | Kenai Peninsula Borough | Seward Middle School Exterior Repair   | \$1,101,805      | \$1,101,805     | \$0           | \$1,101,805             | \$385,632           | \$716,173   | \$182,735,898    |
| 78          | 78          | 78         | Ketchikan Borough       | Houghtaling Elementary School Transformer Replacement                        | \$613,033        | \$613,033       | \$0           | \$613,033               | \$214,562           | \$398,471   | \$183,134,369    |
| 79          | 79          | 79         | Mat-Su Borough          | HVAC Control Upgrades, 5 Sites   | \$10,618,114     | \$10,457,788    | \$0           | \$10,457,788            | \$3,660,226         | \$6,797,562 | \$189,931,931    |
| 80          | 80          | 80         | Juneau Borough          | Dzantik'i Heeni Middle School Roof Replacement                               | \$2,815,360      | \$2,815,360     | \$0           | \$2,815,360             | \$985,376           | \$1,829,984 | \$191,761,915    |
| 81          | 81          | 81         | Ketchikan Borough       | Schoenbar Middle School Gym Floor Replacement                                | \$777,625        | \$777,625       | \$0           | \$777,625               | \$272,169           | \$505,456   | \$192,267,371    |
| 82          | 82          | 82         | Mat-Su Borough          | Colony and Wasilla Middle Schools Partial Roof Replacement                   | \$4,514,921      | \$4,820,279     | \$0           | \$4,820,279             | \$1,687,098         | \$3,133,181 | \$195,400,552    |
| 83          | 83          | 83         | Mat-Su Borough          | Districtwide Generator Replacement, 7 Sites                                  | \$6,760,486      | \$9,119,183     | \$0           | \$9,119,183             | \$3,191,714         | \$5,927,469 | \$201,328,021    |
| 84          | 84          | 84         | Southeast Island        | Thorne Bay K-12 School Underground Storage Tank Replacement                  | \$1,126,953      | \$1,126,953     | \$0           | \$1,126,953             | \$22,539            | \$1,104,414 | \$202,432,435    |

**Alaska Department of Education and Early Development  
FY2025 Capital Improvement Projects  
Major Maintenance Grant Fund**

**Final List**

| Jan 12 Rank    | Dec 13 Rank | Nov 3 Rank | School District   | Project Name   | Amount Requested     | Eligible Amount      | Prior Funding       | DEED Recommended Amount | Participating Share | State Share          | Aggregate Amount |
|----------------|-------------|------------|-------------------|--|----------------------|----------------------|---------------------|-------------------------|---------------------|----------------------|------------------|
| 85             | 85          | 85         | Juneau Borough    | Riverbend Elementary School Roof Replacement               | \$2,974,720          | \$2,974,720          | \$0                 | \$2,974,720             | \$1,041,152         | \$1,933,568          | \$204,366,003    |
| 86             | 86          | 86         | Southwest Region  | Aleknagik K-12 School Renovation                           | \$9,794,638          | \$9,794,638          | \$0                 | \$9,794,638             | \$195,893           | \$9,598,745          | \$213,964,748    |
| 87             | 87          | 87         | Southeast Island  | Port Alexander K-12 School Domestic Water Pipe Replacement | \$4,861,247          | \$4,861,247          | \$0                 | \$4,861,247             | \$97,225            | \$4,764,022          | \$218,728,770    |
| 88             | 88          | 88         | Lower Yukon       | Kotlik and Pilot Station K-12 Schools Renewal and Repair   | \$5,157,545          | \$5,157,545          | \$0                 | \$5,157,545             | \$103,151           | \$5,054,394          | \$223,783,164    |
| 89             | 89          | 89         | Fairbanks Borough | Tanana Middle School Classroom Upgrades                    | \$10,520,673         | \$10,346,777         | \$0                 | \$10,346,777            | \$3,621,372         | \$6,725,405          | \$230,508,569    |
| 90             | 90          | 90         | Fairbanks Borough | Weller Elementary School Classroom Upgrades                | \$7,110,482          | \$7,110,482          | \$0                 | \$7,110,482             | \$2,488,669         | \$4,621,813          | \$235,130,382    |
| 91             | 91          | 91         | Fairbanks Borough | Anne Wien Elementary School Exterior Renovation            | \$402,823            | \$402,823            | \$0                 | \$402,823               | \$140,988           | \$261,835            | \$235,392,217    |
| 92             | 92          | 92         | Fairbanks Borough | Pearl Creek Elementary School Classroom Upgrades           | \$7,245,394          | \$7,245,394          | \$0                 | \$7,245,394             | \$2,535,888         | \$4,709,506          | \$240,101,723    |
| 93             | 93          | 93         | Lower Yukon       | Sheldon Point K-12 School Exterior Repairs, Nunam Iqua     | \$2,097,164          | \$2,097,164          | \$0                 | \$2,097,164             | \$41,943            | \$2,055,221          | \$242,156,944    |
| 94             | 94          | 94         | Fairbanks Borough | Anderson Crawford Elementary School Exterior               | \$9,092,951          | \$8,398,492          | \$0                 | \$8,398,492             | \$2,939,472         | \$5,459,020          | \$247,615,964    |
| 95             | 95          | 95         | Fairbanks Borough | Lathrop High School Kitchen Upgrade                        | \$3,426,412          | \$2,221,726          | \$0                 | \$2,221,726             | \$777,604           | \$1,444,122          | \$249,060,086    |
| <b>Totals:</b> |             |            |                   |  | <b>\$331,915,024</b> | <b>\$330,582,300</b> | <b>\$16,599,279</b> | <b>\$313,983,021</b>    | <b>\$64,922,935</b> | <b>\$249,060,086</b> |                  |

**APPENDIX A: CATEGORIES OF GRANTS**

Adopted by the Bond Reimbursement & Grant Review Committee  
April 20, 2023

AS 14.11.013(a)(1) - annually review the six-year plans submitted by each district under AS 14.11.011(b) and recommend to the board a revised and updated six-year capital improvement project grant schedule that serves the best interests of the state and each district; in recommending projects for this schedule, the department shall verify that each proposed project meets the criteria established under AS 14.11.014(b) and qualifies as a project required to:<sup>1, 2</sup>

- A. "Avert imminent danger or correct life threatening situations." This category is generally referred to as "Health and Life Safety." A project classified under "A" must be documented as having unsafe conditions that threaten the physical welfare of the occupants. Examples might be that the seismic design of structure is inadequate; that the required fire alarm and/or suppressant systems are non-existent or inoperative; or that the structure and materials are deteriorated or damaged seriously to the extent that they pose a health/life-safety risk. The district must document what actions it has taken to temporarily mitigate a life-threatening situation.
  
- B. "House students who would otherwise be unhoused." This category is referred to as "Unhoused Students." A project to be classified under "B" must have inadequate space to carry out the educational program required for the present and projected student population. Documentation should be based on the current Department of Education & Early Development Space Guidelines. (Refer to 4 AAC 31.020)
  
- C. "Protection of the structure of existing school facilities." This category is intended to include projects that will protect the structure, enclosure, foundations and systems of a facility from deterioration and ensure continued use as an educational facility. Work on individual facility systems may be combined into one project. However, the work on each system must be able to be independently justified and exceed \$50,000. The category is for major projects, which are not a result of inadequate preventive, routine, and/or custodial maintenance. An example could be a twenty-year-old roof that has been routinely patched and flood coated, but is presently cracking and leaking in numerous locations. A seven-year-old roof that has numerous leaks would normally only require preventive maintenance and would not qualify. In addition, no new space for unhoused students is permitted in this category, limiting its ability to be combined with other project types.
  
- D. "Correct building code deficiencies that require major repair or rehabilitation in order for the facility to continue to be used for the educational program." This category, Building Code Deficiencies, was previously referred to as "Code Upgrade." The key words are "major repair." A "D" project corrects major building, fire, mechanical, electrical, environmental, disability (ADA), and other conditions required by codes. Work on individual facility

---

<sup>1</sup> Projects can combine work in the different categories with the majority of work establishing the project's type. For the purpose of review and evaluation, projects which include significant work elements from categories other than the project's primary category will be evaluated as **mixed scope** projects [4 AAC 31.022(c)(8)].

<sup>2</sup> Projects will be considered for replacement-in-lieu-of-renewal when project costs exceed 75% of the current replacement cost of the existing facility, based on a twenty-year life cycle cost analysis that includes disposition costs of the existing facility.

---

APPENDIX A: CATEGORIES OF GRANTS

Adopted by the Bond Reimbursement & Grant Review Committee  
April 20, 2023

systems may be combined into one project. However, the work on each system must be able to be independently justified and exceed \$50,000. An example could be making all corridors one-hour rated. Making one or two toilet stalls accessible would not fit this category. Replacement or rehabilitation of elementary playground equipment or fall protection surfacing that corrects a code deficiency would fit this category. In addition, no new space for unhoused students is permitted in this category, limiting its ability to be combined with other project types.

- E. "Achieve an operating cost saving." This category is intended to improve the efficiency of a facility and therefore, save money. Examples that might qualify are increasing insulation, improving doors and windows, modifying boilers and heat exchange units for more energy efficiency. The project application must include an economic analysis comparing the project cost to the operating cost savings generated by the project. In addition, no new space for unhoused students is permitted in this category, limiting its ability to be combined with other project types.
- F. "Modify or rehabilitate facilities for purpose of improving the instructional unit." Category "F", Improve Instructional Program, was previously referred to as "Functional Upgrade." This category is limited to changes or improvements within an existing facility such as, modifications for science programs, computer installation, conversion of space for special education classes, or increase of resource areas. It also covers improvements to outdoor education and site improvements to support the educational program that are not correcting elementary playground equipment or fall protection surfacing code deficiencies.
- G. "Meet an educational need not specified in (A)-(F) of this paragraph, identified by the department." Any situation not covered by (A)-(F), and mandated by the Department of Education. (Currently, there are no such mandates.)

**Kenai Peninsula Borough School District**  
**Revised 2025 – 2030 Six-Year Capital Improvement Plan**

| District Priority | Primary Purpose | Project Title & Description   | SOA Aid                             | Estimated Project Cost |
|-------------------|-----------------|---|-------------------------------------|------------------------|
| **                | B               | <b>**K-Selo New K-12</b> The buildings are in disrepair and are out of code compliance. The Kenai Peninsula Borough received a two-year extension to allow procurement of matching funds by June 2024. The State has appropriated \$10,010,000.00 with a \$5,390,000 local match provide for in FY23 budget with current district allocation.   | <input checked="" type="checkbox"/> | 15,400,000             |
| 1                 | C               | <b>Homer HS –Roof</b> The current original shake roof was installed in 1985, is no longer in warranty, and is deteriorating. Phase 1 is complete and phase 2 was bid in 2022 with replacement beginning in 2023.  | <input checked="" type="checkbox"/> | 3,459,625              |
| 2                 | C               | <b>West Homer El – North Wall Sealing</b> Shortly after construction, the north wall constructed of fluted concrete block started allowing moisture penetration into the building. This has subsequently caused damage to surface and has contributed to mold growth. This project will install a secondary wall over the exterior surface to prevent water intrusion. Project is designed and construction is planned for Spring 2023. | <input checked="" type="checkbox"/> | 703,182                |
| 3                 | F               | <b>Kenai MS Security / Kitchen Remodel -</b> Kenai Middle School was constructed in 1968. The design of the building does not allow for visual control of the entry. For security purposes an office remodel is needed for improved security of the school, the kitchen portion will provide operational efficiency allowing the facility to meet the needs of the existing student population.   | <input checked="" type="checkbox"/> | 2,500,000              |
| 4                 | C               | <b>Seward MS Repair 2016 Earthquake Damage</b> The building was damaged in the 2016 earthquake. Interior and exterior repairs are required to preserve building integrity.  | <input checked="" type="checkbox"/> | 857,314                |
| 5                 | F               | <b>Seward HS – Field Turf and Track</b>   | <input checked="" type="checkbox"/> | 2,250,000              |
| 6                 | F/E             | <b>Soldotna Elementary Reconstruction</b>   | <input checked="" type="checkbox"/> | 21,500,000             |
| 7                 | F/E             | <b>Soldotna Prep School Repurposing and Consolidation</b>   | <input checked="" type="checkbox"/> | 18,500,000             |
| 8                 | C               | <b>District Wide – Re-Roof Phase III – Metal Roofing Systems</b> Mountainview, Nikiski North Star   | <input checked="" type="checkbox"/> | 5,500,000              |
| 9                 | F               | <b>Homer Middle School Drainage Improvements</b>  | <input checked="" type="checkbox"/> | 750,000                |
| 10                | F               | <b>Parking and Traffic Upgrade – Chapman, Homer MS, Mtn. View, Kenai Middle</b>   | <input checked="" type="checkbox"/> | 5,500,000              |
| 11                | E               | <b>Soldotna High School Siding repair -</b>   | <input checked="" type="checkbox"/> | 2,000,000              |
| 12                | C               | <b>Hope Metal Roof Replacement</b>  | <input checked="" type="checkbox"/> | 1,755,672              |
| 13                | F               | <b>KCHS High School Field Restroom</b>  | <input type="checkbox"/>            | 500,000                |

**FY 2024 TOTAL      \$81,175,793**

**Kenai Peninsula Borough School District**  
**Revised 2025 – 2030 Six-Year Capital Improvement Plan**

| District Priority    | Primary Purpose | Project Title & Description                            | SOA Aid                             | Estimated Project Cost |
|----------------------|-----------------|--|-------------------------------------|------------------------|
| 14                   | E               | <b>Nikiski High School BAS Upgrade</b>                 | <input checked="" type="checkbox"/> | 1,157,415              |
| 15                   | C/E             | <b>Kenai Alt / ABC – Window and Siding Replacement</b> | <input checked="" type="checkbox"/> | 550,000                |
| 16                   | C/E             | <b>Ninilchik – Window Replacement</b>                  | <input checked="" type="checkbox"/> | 201,017                |
| 17                   | F               | <b>Nikiski MHS– Field Turf and Track</b>               | <input checked="" type="checkbox"/> | 2,250,000              |
| <b>FY 2025 TOTAL</b> |                 |  |                                     | <b>\$4,158,432</b>     |

| District Priority    | Primary Purpose | Project Title & Description                        | SOA Aid                             | Estimated Project Cost |
|----------------------|-----------------|--|-------------------------------------|------------------------|
| 18                   | C/E             | <b>Tebughna – Window Replacement</b>               | <input checked="" type="checkbox"/> | 832,500                |
| 19                   | A               | <b>Nikiski High School BAS Upgrade</b>             | <input checked="" type="checkbox"/> | 1,153,444              |
| 20                   | F               | <b>Paul Banks EI – Parking and Traffic Upgrade</b> | <input checked="" type="checkbox"/> | 850,000                |
| 21                   | E               | <b>Maintenance Shop</b>                            | <input type="checkbox"/>            | 5,000,000              |
| <b>FY 2026 TOTAL</b> |                 |  |                                     | <b>\$7,835,944</b>     |

| District Priority    | Primary Purpose | Project Title & Description   | SOA Aid                             | Estimated Project Cost |
|----------------------|-----------------|---|-------------------------------------|------------------------|
| 22                   | A               | <b>Seward HS Security Remodel</b> Seward High School was constructed in 1968. There are multiple entries in to the two-story building. The primary entry needs to be moved from the upper floor to the lower floor. The office needs to be relocated to the lower floor for security control. Remodel is needed to accomplish this.               | <input checked="" type="checkbox"/> | 4,171,299              |
| 23                   | B               | <b>Nanwalek Middle School / High School</b><br>Nanwalek School was first constructed in 1958, with additions in 1977 and 1984. ADM is currently at 125% capacity with increases to 150% expected in next year. This request is to provide a new 25,068 SF K-12 school facility to serve the middle school and high school needs of the community. | <input checked="" type="checkbox"/> | 46,342,344             |
| <b>FY 2027 TOTAL</b> |                 |   |                                     | <b>\$54,684,942</b>    |

| District Priority    | Primary Purpose | Project Title & Description                         | SOA Aid                             | Estimated Project Cost |
|----------------------|-----------------|---|-------------------------------------|------------------------|
| 24                   | C/E             | <b>Cooper Landing window and siding replacement</b> | <input checked="" type="checkbox"/> | 308,580                |
| 25                   | E               | <b>Kenai Central High School BAS Upgrade</b>        | <input checked="" type="checkbox"/> | 1,701,794              |
| <b>FY 2028 TOTAL</b> |                 |   |                                     | <b>\$2,010,374</b>     |

| District Priority    | Primary Purpose | Project Title & Description  | SOA Aid                             | Estimated Project Cost |
|----------------------|-----------------|--|-------------------------------------|------------------------|
| 26                   | F               | <b>Redoubt EI – Parking Lot Repairs</b>                                    | <input checked="" type="checkbox"/> | 420,690                |
| 27                   | F               | <b>Ninilchik – Bus Drop Off &amp; Parking Lot Repairs</b>                  | <input checked="" type="checkbox"/> | 250,000                |
| 28                   | A               | <b>School District Warehouse (SNS freezer / cooler) – Backup Generator</b> | <input checked="" type="checkbox"/> | 85,000                 |
| <b>FY 2029 TOTAL</b> |                 |  |                                     | <b>\$755,690</b>       |

**Kenai Peninsula Borough School District**  
**Revised 2025 – 2030 Six-Year Capital Improvement Plan**

Adopted March 4, 2024 at a duly convened meeting of the Kenai Peninsula School District Department of Education at which a quorum was present and voting. I hereby certify that the information presented is true and correct to the best of my knowledge.

  
\_\_\_\_\_  
Superintendent

3-12-24  
\_\_\_\_\_  
Date

  
\_\_\_\_\_  
School Board President

~~03-12-2024~~  
\_\_\_\_\_  
Date

Submit to the Department of Education & Early Development by September 1

Form #05-19-051

**Kenai Peninsula Borough School District  
FY 2024 – 2029 Six-Year Capital Improvement Plan**

| District Priority | Primary Purpose | Project Title & Description  | SOA Aid                             | Estimated Project Cost |
|-------------------|-----------------|--|-------------------------------------|------------------------|
| **                | B               | <b>**K-Selo New K-12</b> The buildings are in disrepair and are out of code compliance. The Kenai Peninsula Borough received a two-year extension to allow procurement of matching funds by June 2024. The State has appropriated \$10,010,000.00 with a \$5,390,000 local match provide for in FY23 budget with current district allocation.                            | <input checked="" type="checkbox"/> | 15,400,000             |
| 1                 | C               | <b>Homer HS – Attic Roof Ventilation and Gutters</b> The current original shake roof was installed in 1985, is no longer in warranty, and is deteriorating. An initial phase is currently underway using bond proceeds as portions of the roof qualified for Category A.   | <input checked="" type="checkbox"/> | 3,815,959              |
| 2                 | C               | <b>West Homer El – North Wall Sealing</b> Shortly after construction, the north wall constructed of fluted concrete block started allowing moisture penetration into the building. This has subsequently caused damage to surfaces and has contributed to mold growth. This project would install a secondary wall over the exterior surface to prevent water intrusion. | <input checked="" type="checkbox"/> | 659,583                |
| 3                 | C               | <b>Seward MS Repair 2016 Earthquake Damage</b> The building was damaged in the 2016 earthquake. Interior and exterior repairs are required to preserve building integrity.   | <input checked="" type="checkbox"/> | 857,314                |
| 4                 | F               | <b>Kenai MS Security / Kitchen Remodel - Kenai Middle School</b> was constructed in 1968. The design of the building does not allow for visual control of the entry. For security purposes an office remodel is needed for improved security of the school.  | <input checked="" type="checkbox"/> | 1,159,177              |
| 5                 | F               | <b>Parking and Traffic Upgrade – Chapman, Homer MS, Mtn. View, Kenai Middle</b>  | <input checked="" type="checkbox"/> | 5,500,000              |
| 6                 | F               | <b>KCHS High School Field Restroom</b>   | <input checked="" type="checkbox"/> | 500,000                |
| 7                 | F               | <b>Seward HS – Field Turf and Track</b>  | <input checked="" type="checkbox"/> | 2,250,000              |
| 8                 | F               | <b>Nikiski MHS– Field Turf and Track</b>   | <input checked="" type="checkbox"/> | 2,250,000              |
| 9                 | C               | <b>District Wide – Re-Roof Phase III – Metal Roofing Systems Hope, Mountainview, Nikiski North Star</b>  | <input checked="" type="checkbox"/> | 6,450,000              |
| 10                | F               | <b>Homer High School Front Entrance improvements</b>   | <input checked="" type="checkbox"/> | 850,000                |
| 11                | F/E             | <b>Soldotna Elementary Reconstruction</b>  | <input checked="" type="checkbox"/> | 21,500,000             |
| 12                | E               | <b>Soldotna High School Siding repair -</b>  | <input checked="" type="checkbox"/> | 2,000,000              |
| 13                | F/E             | <b>Soldotna Prep School Repurposing and Consolidation</b>  | <input checked="" type="checkbox"/> | 18,500,000             |
| 14                | E               | <b>Maintenance Shop</b>  | <input checked="" type="checkbox"/> | 5,000,000              |

**FY 2024 TOTAL      \$86,692,033**

**Kenai Peninsula Borough School District  
FY 2024 – 2029 Six-Year Capital Improvement Plan**

| District Priority    | Primary Purpose | Project Title & Description                            | SOA Aid                             | Estimated Project Cost |
|----------------------|-----------------|--|-------------------------------------|------------------------|
| 15                   | E               | <b>Nikiski High School BAS Upgrade</b>                 | <input checked="" type="checkbox"/> | 1,157,415              |
| 16                   | C/E             | <b>Kenai Alt / ABC – Window and Siding Replacement</b> | <input checked="" type="checkbox"/> | 550,000                |
| 17                   | C/E             | <b>Ninilchik – Window Replacement</b>                  | <input checked="" type="checkbox"/> | 201,017                |
| 18                   |                 | <b>Homer Middle School Drainage Improvements</b>       | <input checked="" type="checkbox"/> | 750,000                |
| <b>FY 2025 TOTAL</b> |                 |  |                                     | <b>\$2,658,432</b>     |

| District Priority    | Primary Purpose | Project Title & Description                        | SOA Aid                             | Estimated Project Cost |
|----------------------|-----------------|--|-------------------------------------|------------------------|
| 19                   | C/E             | <b>Tebughna – Window Replacement</b>               | <input checked="" type="checkbox"/> | 832,500                |
| 20                   | A               | <b>Nikiski High School BAS Upgrade</b>             | <input checked="" type="checkbox"/> | 1,153,444              |
| 21                   | F               | <b>Paul Banks El – Parking and Traffic Upgrade</b> | <input checked="" type="checkbox"/> | 850,000                |
| <b>FY 2026 TOTAL</b> |                 |  |                                     | <b>\$4,744,376</b>     |

| District Priority    | Primary Purpose | Project Title & Description   | SOA Aid                             | Estimated Project Cost |
|----------------------|-----------------|---|-------------------------------------|------------------------|
| 22                   | A               | <b>Seward HS Security Remodel</b> Seward High School was constructed in 1968. There are multiple entries in to the two-story building. The primary entry needs to be moved from the upper floor to the lower floor. The office needs to be relocated to the lower floor for security control. Remodel is needed to accomplish this. | <input checked="" type="checkbox"/> | 4,171,299              |
| 23                   | B               | <b>Nanwalek Middle School / High School</b><br>Nanwalek School was first constructed in 1958, with additions in 1977 and 1984. ADM is currently at 125% capacity with increases to 150% expected in next year. This request is to provide a new facility to serve the middle school and high school needs of the community.         | <input checked="" type="checkbox"/> | 25,000,000             |
| <b>FY 2027 TOTAL</b> |                 |   |                                     | <b>\$29,171,299</b>    |

| District Priority    | Primary Purpose | Project Title & Description                         | SOA Aid                             | Estimated Project Cost |
|----------------------|-----------------|---|-------------------------------------|------------------------|
| 24                   | C/E             | <b>Cooper Landing window and siding replacement</b> | <input checked="" type="checkbox"/> | 308,580                |
| 25                   | E               | <b>Kenai Central High School BAS Upgrade</b>        | <input checked="" type="checkbox"/> | 1,701,794              |
| <b>FY 2028 TOTAL</b> |                 |   |                                     | <b>\$2,010,374</b>     |

| District Priority    | Primary Purpose | Project Title & Description  | SOA Aid                             | Estimated Project Cost |
|----------------------|-----------------|--|-------------------------------------|------------------------|
| 26                   | F               | <b>Redoubt El – Parking Lot Repairs</b>                                    | <input checked="" type="checkbox"/> | 420,690                |
| 27                   | F               | <b>Ninilchik – Bus Drop Off &amp; Parking Lot Repairs</b>                  | <input checked="" type="checkbox"/> | 250,000                |
| 28                   | A               | <b>School District Warehouse (SNS freezer / cooler) – Backup Generator</b> | <input checked="" type="checkbox"/> | 85,000                 |
| <b>FY 2029 TOTAL</b> |                 |  |                                     | <b>\$755,690</b>       |

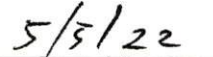
**Kenai Peninsula Borough School District**  
**FY 2024 – 2029 Six-Year Capital Improvement Plan**

Adopted May 2, 2022 at a duly convened meeting of the Kenai Peninsula School District Department of Education at which a quorum was present and voting. I hereby certify that the information presented is true and correct to the best of my knowledge.

  
\_\_\_\_\_  
Superintendent

  
\_\_\_\_\_  
Date

  
\_\_\_\_\_  
School Board President

  
\_\_\_\_\_  
Date

Submit to the Department of Education & Early Development by September 1

Form #05-19-051

**Kenai Peninsula Borough School District  
FY 2023 – 2028 Six-Year Capital Improvement Plan**

| District Priority | Primary Purpose | Project Title & Description  | SOA Aid                             | Estimated Project Cost |
|-------------------|-----------------|--|-------------------------------------|------------------------|
| **                | B               | <b>**K-Selo New K-12</b> The buildings are in disrepair and are out of code compliance. The Kenai Peninsula Borough received a two-year extension to allow procurement of matching funds by June 2024. The State has appropriated \$10,010,000.00 with a \$5,390,000 local match required for this project.  | <input checked="" type="checkbox"/> | 15,400,000             |
| 1                 | A               | <b>Kenai MS Security Remodel</b> - Kenai Middle School was constructed in 1968. The design of the building does not allow for visual control of the entry. For security purposes an office remodel is needed for improved security of the school.  | <input checked="" type="checkbox"/> | 1,159,177              |
| 2                 | C               | <b>Homer HS – Attic Roof Ventilation and Gutters</b> The current original shake roof was installed in 1985, is no longer in warranty, and is deteriorating. An initial phase is currently underway using bond proceeds as portions of the roof qualified for Category A.   | <input checked="" type="checkbox"/> | 7,200,000              |
| 3                 | C               | <b>Seward MS Repair 2016 Earthquake Damage</b> The building was damaged in the 2016 earthquake. Interior and exterior repairs are required to preserve building integrity.   | <input checked="" type="checkbox"/> | 857,314                |
| 4                 | B               | <b>Nanwalek Middle School / High School</b> Nanwalek School was first constructed in 1958, with additions in 1977 and 1984. ADM is currently at 125% capacity with increases to 150% expected in next year. This request is to provide a new facility to serve the middle school and high school needs of the community.   | <input checked="" type="checkbox"/> | 25,000,000             |
| 5                 | C               | <b>West Homer El – North Wall Sealing</b> Shortly after construction, the north wall constructed of fluted concrete block started allowing moisture penetration into the building. This has subsequently caused damage to surfaces and has contributed to mold growth. This project would install a secondary wall over the exterior surface to prevent water intrusion. | <input checked="" type="checkbox"/> | 659,583                |
| 6                 | A               | <b>Seward HS Security Remodel</b> Seward High School was constructed in 1968. There are multiple entries in to the two-story building. The primary entry needs to be moved from the upper floor to the lower floor. The office needs to be relocated to the lower floor for security control. Remodel is needed to accomplish this.                                      | <input checked="" type="checkbox"/> | 4,171,299              |

**FY 2023 TOTAL      \$54,447,373**

| District Priority | Primary Purpose | Project Title & Description                     | SOA Aid                             | Estimated Project Cost |
|-------------------|-----------------|---|-------------------------------------|------------------------|
| 7                 | C/E             | Tebughna – Window Replacement                   | <input checked="" type="checkbox"/> | 832,500                |
| 8                 | C/E             | Kenai Alt / ABC – Window and Siding Replacement | <input checked="" type="checkbox"/> | 550,000                |
| 9                 | C/E             | Ninilchik – Window Replacement                  | <input checked="" type="checkbox"/> | 201,017                |

**FY 2024 TOTAL      \$1,583,517**

**Kenai Peninsula Borough School District  
FY 2023 – 2028 Six-Year Capital Improvement Plan**


| District Priority    | Primary Purpose | Project Title & Description                        | SOA Aid                             | Estimated Project Cost |
|----------------------|-----------------|--|-------------------------------------|------------------------|
| 10                   | F               | <b>Paul Banks El – Parking and Traffic Upgrade</b> | <input checked="" type="checkbox"/> | 850,000                |
| 11                   | F               | <b>Chapman El – Parking and Traffic Upgrade</b>    | <input checked="" type="checkbox"/> | 471,750                |
| <b>FY 2025 TOTAL</b> |                 |  |                                     | <b>\$1,371,750</b>     |

| District Priority    | Primary Purpose | Project Title & Description                      | SOA Aid                             | Estimated Project Cost |
|----------------------|-----------------|--|-------------------------------------|------------------------|
| 12                   | F               | <b>Soldotna El – Parking and Traffic Upgrade</b> | <input checked="" type="checkbox"/> | 832,500                |
| 13                   | F               | <b>Kenai MS – Kitchen Upgrade</b>                | <input checked="" type="checkbox"/> | 750,000                |
| 14                   | F               | <b>Seward HS – Field Turf and Track</b>          | <input checked="" type="checkbox"/> | 2,345,442              |
| <b>FY 2026 TOTAL</b> |                 |  |                                     | <b>\$3,927,942</b>     |


| District Priority    | Primary Purpose | Project Title & Description               | SOA Aid                             | Estimated Project Cost |
|----------------------|-----------------|---|-------------------------------------|------------------------|
| 15                   | F               | <b>Redoubt El – Parking Lot Repairs</b>   | <input checked="" type="checkbox"/> | 420,690                |
| 16                   | F               | <b>Mt View El – Parking Lot Re-design</b> | <input checked="" type="checkbox"/> | 413,012                |
| <b>FY 2027 TOTAL</b> |                 |   |                                     | <b>\$833,702</b>       |

| District Priority    | Primary Purpose | Project Title & Description                                       | SOA Aid                             | Estimated Project Cost |
|----------------------|-----------------|---|-------------------------------------|------------------------|
| 17                   | C               | <b>District Wide – Re-Roof Phase III – Metal Roofing Systems</b>  | <input checked="" type="checkbox"/> | 16,450,000             |
| 18                   | F               | <b>Homer HS – Parking Lot Renovation and ADA Entrance Upgrade</b> | <input checked="" type="checkbox"/> | 850,000                |
| 19                   | C               | <b>School District Warehouse –Backup Generator</b>                | <input checked="" type="checkbox"/> | 85,000                 |
| <b>FY 2028 TOTAL</b> |                 |   |                                     | <b>\$17,385,000</b>    |

Adopted June 7, 2021 at a duly convened meeting of the Kenai Peninsula School District Department of Education at which a quorum was present and voting. I hereby certify that the information presented is true and correct to the best of my knowledge.

  
\_\_\_\_\_  
Superintendent

6-8-2021  
\_\_\_\_\_  
Date

  
\_\_\_\_\_  
School Board President

6-8-2021  
\_\_\_\_\_  
Date

Submit to the Department of Education & Early Development by September 1

Form #05-19-051

**Kenai Peninsula Borough School District  
FY 2022 – 2027 Six-Year Capital Improvement Plan**

| District Priority | Primary Purpose | Project Title & Description   | SOA Aid                             | Estimated Project Cost |
|-------------------|-----------------|---|-------------------------------------|------------------------|
| **                | B               | <b>**K-Selo New K-12</b> The buildings are in disrepair and are out of code compliance. The Kenai Peninsula Borough received a two-year extension to allow procurement of matching funds by June 2021. The State has appropriated \$10,010,000.00 with a \$5,390,000 local match required for this project.   | <input checked="" type="checkbox"/> | 15,400,000             |
| 1                 | A               | <b>Kenai MS Security Remodel</b> - Kenai Middle School was constructed in 1968. The design of the building does not allow for visual control of the entry. For security purposes an office remodel is needed for improved security of the school.   | <input checked="" type="checkbox"/> | 1,159,177              |
| 2                 | C               | <b>Seward MS Repair 2016 Earthquake Damage</b> The building was damaged in the 2016 earthquake. Interior and exterior repairs are required to preserve building integrity.  | <input checked="" type="checkbox"/> | 857,314                |
| 3                 | B               | <b>Nanwalek Middle School / High School</b><br>Nanwalek School was first constructed in 1958, with additions in 1977 and 1984. ADM is currently at 125% capacity with increases to 150% expected in next year. This request is to provide a new facility to serve the middle school and high school needs of the community.   | <input checked="" type="checkbox"/> | 25,000,000             |
| 4                 | C               | <b>Homer HS – Attic Roof Ventilation and Gutters</b> The current original shake roof was installed in 1985, is no longer in warranty, and is deteriorating. Additionally, attic ventilation has proven to be inadequate, and the internal gutter system is no longer functioning to protect the building from leakage. In order to properly address the internal gutters and ventilation system the entire roof will need to be replaced. | <input checked="" type="checkbox"/> | 8,271,734              |
| 5                 | C               | <b>West Homer EI – North Wall Sealing</b> Shortly after construction, the north wall constructed of fluted concrete block started allowing moisture penetration into the building. This has subsequently caused damage to surfaces, and has contributed to mold growth. This project would install a secondary wall over the exterior surface to prevent water intrusion.   | <input checked="" type="checkbox"/> | 659,583                |
| 6                 | C               | <b>Homer HS Heating Controls Replacement</b> The original heating controls were installed in 1985. The components are failing and the entire system needs to be upgraded to meet the current standards. Boilers and controls are scheduled for replacement the summer of 2020.  | <input checked="" type="checkbox"/> | 700,000                |
| 7                 | A               | <b>Seward HS Security Remodel</b> Seward High School was constructed in 1968. There are multiple entries in to the two-story building. The primary entry needs to be moved from the upper floor to the lower floor. The office needs to be relocated to the lower floor for security control. Remodel is needed to accomplish this.   | <input checked="" type="checkbox"/> | 4,171,299              |

**FY 2022 TOTAL      \$56,219,107**

**Kenai Peninsula Borough School District  
FY 2022 – 2027 Six-Year Capital Improvement Plan**

| District Priority    | Primary Purpose | Project Title & Description                     | SOA Aid                             | Estimated Project Cost |
|----------------------|-----------------|---|-------------------------------------|------------------------|
| 8                    | C/E             | Tebughna – Window Replacement                   | <input checked="" type="checkbox"/> | 832,500                |
| 9                    | C/E             | Kenai Alt / ABC – Window and Siding Replacement | <input checked="" type="checkbox"/> | 550,000                |
| 10                   | C/E             | Ninilchik – Window Replacement                  | <input checked="" type="checkbox"/> | 201,017                |
| <b>FY 2023 TOTAL</b> |                 |   |                                     | <b>\$1,583,517</b>     |


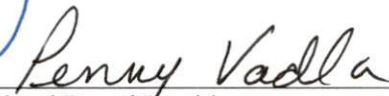
| District Priority    | Primary Purpose | Project Title & Description                        | SOA Aid                             | Estimated Project Cost |
|----------------------|-----------------|--|-------------------------------------|------------------------|
| 11                   | F               | <b>Paul Banks El – Parking and Traffic Upgrade</b> | <input checked="" type="checkbox"/> | 850,000                |
| 12                   | F               | <b>Chapman El – Parking and Traffic Upgrade</b>    | <input checked="" type="checkbox"/> | 471,750                |
| 13                   | C               | <b>Susan B. English – Backup Generator*</b>        | <input checked="" type="checkbox"/> | 50,000                 |
| <b>FY 2024 TOTAL</b> |                 |  |                                     | <b>\$1,371,750</b>     |

| District Priority    | Primary Purpose | Project Title & Description                      | SOA Aid                             | Estimated Project Cost |
|----------------------|-----------------|--|-------------------------------------|------------------------|
| 14                   | F               | <b>Soldotna El – Parking and Traffic Upgrade</b> | <input checked="" type="checkbox"/> | 832,500                |
| 15                   | F               | <b>Kenai MS – Kitchen Upgrade</b>                | <input checked="" type="checkbox"/> | 750,000                |
| 16                   | F               | <b>Seward HS – Field Turf and Track</b>          | <input checked="" type="checkbox"/> | 2,345,442              |
| <b>FY 2025 TOTAL</b> |                 |  |                                     | <b>\$3,927,922</b>     |

| District Priority    | Primary Purpose | Project Title & Description                  | SOA Aid                             | Estimated Project Cost |
|----------------------|-----------------|--|-------------------------------------|------------------------|
| 17                   | F               | <b>Redoubt El – Parking Lot Repairs</b>      | <input checked="" type="checkbox"/> | 420,690                |
| 18                   | F               | <b>Mt View El – Parking Lot Re-design</b>    | <input checked="" type="checkbox"/> | 413,012                |
| 19                   | C/E             | <b>McNeil Canyon El – Boiler Replacement</b> | <input checked="" type="checkbox"/> | 100,000                |
| <b>FY 2026 TOTAL</b> |                 |  |                                     | <b>\$933,702</b>       |

| District Priority    | Primary Purpose | Project Title & Description                                       | SOA Aid                             | Estimated Project Cost |
|----------------------|-----------------|---|-------------------------------------|------------------------|
| 20                   | C               | <b>District Wide – Re-Roof Phase III – Metal Roofing Systems</b>  | <input checked="" type="checkbox"/> | 16,450,000             |
| 22                   | F               | <b>Homer HS – Parking Lot Renovation and ADA Entrance Upgrade</b> | <input checked="" type="checkbox"/> | 850,000                |
| 23                   | C               | <b>School District Warehouse –Backup Generator</b>                | <input checked="" type="checkbox"/> | 85,000                 |
| <b>FY 2027 TOTAL</b> |                 |   |                                     | <b>\$17,385,000</b>    |

Adopted June 1, 2020 at a duly convened meeting of the Kenai Peninsula School District Department of Education at which a quorum was present and voting. I hereby certify that the information presented is true and correct to the best of my knowledge.

  
 \_\_\_\_\_  
 Superintendent  
  
 \_\_\_\_\_  
 School Board President

6.1.20  
 \_\_\_\_\_  
 Date  
 6-1-20  
 \_\_\_\_\_  
 Date

Submit to the Department of Education & Early Development by September 1

Form #05-19-051

**Kenai Peninsula Borough School District  
FY 2021-2026 Six-Year Capital Improvement Plan**

| District Priority     | Primary Purpose | Project Title & Description   | SOA Aid | Estimated Project Cost |
|-----------------------|-----------------|---|---------|------------------------|
| **                    | B               | <b>**K-Selo New K-12</b> The buildings are in disrepair and are out of code compliance. The Kenai Peninsula Borough received a two-year extension to allow procurement of matching funds by June 2021. The State has appropriated \$10,010,000.00 with a \$5,390,000 local match required for this project.   | *       | 15,400,000             |
| 1                     | A               | <b>Kenai MS Security Remodel</b> - Kenai Middle School was constructed in 1968. The design of the building does not allow for visual control of the entry. For security purposes an office remodel is needed for improved security of the school.   | *       | 800,000                |
| 2                     | C               | <b>Seward MS Repair 2016 Earthquake Damage</b> The building was damaged in the 2016 earthquake. Interior and exterior repairs are required to preserve building integrity.  | *       | 300,000                |
| 3                     | B               | <b>Nanwalek Middle School / High School</b><br>Nanwalek School was first constructed in 1958, with additions in 1977 and 1984. ADM is currently at 125% capacity with increases to 150% expected in next year. This request is to provide a new facility to serve the middle school and high school needs of the community.   | *       | 25,000,000             |
| 4                     | C               | <b>Homer HS – Attic Roof Ventilation and Gutters</b> The current original shake roof was installed in 1985, is no longer in warranty, and is deteriorating. Additionally, attic ventilation has proven to be inadequate, and the internal gutter system is no longer functioning to protect the building from leakage. In order to properly address the internal gutters and ventilation system the entire roof will need to be replaced. | *       | 5,620,000              |
| 5                     | C               | <b>West Homer EI – North Wall Sealing</b> Shortly after construction, the north wall constructed of fluted concrete block started allowing moisture penetration into the building. This has subsequently caused damage to surfaces, and has contributed to mold growth. This project would install a secondary wall over the exterior surface to prevent water intrusion.   | *       | 450,000                |
| 6                     | C               | <b>Homer HS Heating Controls Replacement</b> The original heating controls were installed in 1985. The components are failing and the entire system needs to be upgraded to meet the current standards. Boilers are scheduled for replacement the summer of 2019.   | *       | 700,000                |
| 7                     | A               | <b>Seward HS Security Remodel</b> Seward High School was constructed in 1968. There are multiple entries in to the two-story building. The primary entry needs to be moved from the upper floor to the lower floor. The office needs to be relocated to the lower floor for security control. Remodel is needed to accomplish this.   | *       | 1,200,000              |
| <b>FY 2021 TOTAL:</b> |                 |   |         | <b>\$97,740,000</b>    |

**Kenai Peninsula Borough School District  
FY 2021-2026 Six-Year Capital Improvement Plan**

| District Priority     | Primary Purpose | Project Title & Description                     | SOA Aid | Estimated Project Cost |
|-----------------------|-----------------|---|---------|------------------------|
| 8                     | C/E             | Tebughna – Window Replacement                   | *       | 750,000                |
| 9                     | C/E             | Kenai Alt / ABC – Window and Siding Replacement | *       | 550,000                |
| 10                    | C/E             | Ninilchik – Window Replacement                  | *       | 500,000                |
| <b>FY 2022 TOTAL:</b> |                 |   |         | <b>\$1,800,000.00</b>  |


| District Priority     | Primary Purpose | Project Title & Description                 | SOA Aid | Estimated Project Cost |
|-----------------------|-----------------|---|---------|------------------------|
| 11                    | F               | Paul Banks El – Parking and Traffic Upgrade | *       | 850,000                |
| 12                    | F               | Chapman El – Parking and Traffic Upgrade    | *       | 200,000                |
| 13                    | C               | Susan B. English – Backup Generator         | *       | 40,000                 |
| <b>FY 2023 TOTAL:</b> |                 |   |         | <b>\$1,090,000.00</b>  |

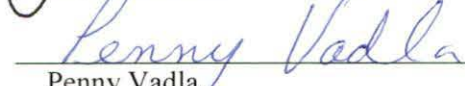
| District Priority     | Primary Purpose | Project Title & Description               | SOA Aid | Estimated Project Cost |
|-----------------------|-----------------|---|---------|------------------------|
| 14                    | F               | Soldotna El – Parking and Traffic Upgrade | *       | 750,000                |
| 15                    | F               | Kenai MS – Kitchen Upgrade                | *       | 250,000                |
| 16                    | F               | Seward HS – Field Turf and Track          | *       | 3,000,000              |
| <b>FY 2024 TOTAL:</b> |                 |   |         | <b>\$4,000,000.00</b>  |

| District Priority     | Primary Purpose | Project Title & Description           | SOA Aid | Estimated Project Cost |
|-----------------------|-----------------|---------------------------------------|---------|------------------------|
| 17                    | F               | Redoubt El – Parking Lot Repairs      | *       | 150,000                |
| 18                    | F               | Mt View El – Parking Lot Re-design    | *       | 550,000                |
| 19                    | C/E             | McNeil Canyon El – Boiler Replacement | *       | 100,000                |
| <b>FY 2025 TOTAL:</b> |                 |                                       |         | <b>\$800,000.00</b>    |

| District Priority     | Primary Purpose | Project Title & Description                                | SOA Aid | Estimated Project Cost |
|-----------------------|-----------------|--|---------|------------------------|
| 20                    | C               | District Wide – Re-Roof Phase III – Metal Roofing Systems  | *       | 16,450,000             |
| 21                    | F               | Homer HS – Parking Lot Renovation and ADA Entrance Upgrade | *       | 850,000                |
| 22                    | C               | School District Warehouse –Backup Generator                | *       | 85,000                 |
| <b>FY 2026 TOTAL:</b> |                 |  |         | <b>\$17,385,000.00</b> |

Adopted July 1, 2019 at a duly convened meeting of the Kenai Peninsula Borough School District Department of Education at which a quorum was present and voting. I hereby certify that the information presented is true and correct to the best of my knowledge.

  
 John O'Brien,  
 Superintendent

  
 Penny Vadla,  
 Kenai Peninsula Borough School Board President

7.25.19  
 Date

July 1, 2019  
 Date

Submit to the Department of Education & Early Development by September 1

Form #05-18-044

**Kenai Peninsula Borough School District  
FY 2020-2025 Six-Year Capital Improvement Plan**

| District Priority     | Primary Purpose | Project Title & Description   | SOA Aid | Estimated Project Cost |
|-----------------------|-----------------|---|---------|------------------------|
| 1                     | B               | <b>Nanwalek Middle School / High School</b><br>Nanwalek School was first constructed in 1958, with additions in 1977 and 1984. ADM is currently at 140% capacity with increases to 175% expected in next year. This request is to provide a new facility to serve the middle school and high school needs of the community.   | *       | 25,000,000             |
| 2                     | A               | <b>District Wide – Building Security Upgrades and Office Remodel –</b><br>(Incl: Kenai MS Office – Seward HS Office Relocation – Homer MS Office – Kenai Alt – Paul Banks El – Soldotna HS – Sterling El)<br>All school facilities in the District were constructed prior to evolved needs for heightened security and access control for buildings. Some facilities will require administration office remodels to place oversight capabilities at the entries. This District wide project will address the issue in all buildings where the change would not trigger the requirement for a full sprinkler system. | *       | 6,500,000              |
| 3                     | C               | <b>Homer HS – Attic Ventilation and Gutters</b> The current original shake roof was installed in 1985, is no longer in warranty, and is deteriorating. Additionally, attic ventilation has proven to be inadequate, and the internal gutter system is no longer functioning to protect the building from leakage. In order to properly address the internal gutters and ventilation system, the entire roof will need to be replaced.   | *       | 5,620,000              |
| 4                     | C/E             | <b>Redoubt El – Roof Insulation Upgrade</b> The current roof is original to the 1978 construction, with a gym addition in 1984. The roof assembly has little insulation, and is experiencing minor roof failures that compromise the building interior. The project would primarily consist of increasing the roof insulation from R-10 to an average of R-38 in order to lower utility costs   | *       | 1,250,000              |
| 5                     | C               | <b>West Homer El – North Wall Sealing</b> Shortly after construction, the north wall constructed of fluted concrete block started allowing moisture penetration into the building. This has subsequently caused damage to surfaces, and has contributed to mold growth. This project would install a secondary wall over the exterior surface to prevent water intrusion.   | *       | 450,000                |
| <b>FY 2020 TOTAL:</b> |                 |   |         | <b>\$38,820,000.00</b> |

| District Priority     | Primary Purpose | Project Title & Description                         | SOA Aid | Estimated Project Cost |
|-----------------------|-----------------|---|---------|------------------------|
| 6                     | C/E             | <b>Paul Bank El – Window Replacement</b>            | *       | 500,000                |
| 7                     | C/E             | <b>Tustumena El – Window and Siding Replacement</b> | *       | 550,000                |
| 8                     | C/E             | <b>Sterling El – Window Replacement</b>             | *       | 500,000                |
| 9                     | F               | <b>Paul Banks El – Parking and Traffic Upgrade</b>  | *       | 850,000                |
| <b>FY 2021 TOTAL:</b> |                 |   |         | <b>\$2,400,000.00</b>  |

**Kenai Peninsula Borough School District  
FY 2020-2025 Six-Year Capital Improvement Plan**


| District Priority     | Primary Purpose | Project Title & Description               | SOA Aid | Estimated Project Cost |
|-----------------------|-----------------|---|---------|------------------------|
| 10                    | F               | Soldotna El – Parking and Traffic Upgrade | *       | 750,000                |
| 11                    | C               | Susan B. English – Backup Generator       | *       | 40,000                 |
| 12                    | C/E             | Chapman El – Window Replacement           | *       | 250,000                |
| 13                    | C/E             | Homer HS – Heating Controls Upgrade       | *       | 700,000                |
| <b>FY 2022 TOTAL:</b> |                 |   |         | <b>\$1,740,000.00</b>  |

| District Priority     | Primary Purpose | Project Title & Description                                | SOA Aid | Estimated Project Cost |
|-----------------------|-----------------|--|---------|------------------------|
| 14                    | A               | Redoubt El – Replace Gym Floor (Abate Vinyl Asbestos Tile) | *       | 150,000                |
| 15                    | F               | Seward HS – Field Turf and Track                           | *       | 3,000,000              |
| <b>FY 2023 TOTAL:</b> |                 |  |         | <b>\$3,150,000.00</b>  |

| District Priority     | Primary Purpose | Project Title & Description                                  | SOA Aid | Estimated Project Cost |
|-----------------------|-----------------|--|---------|------------------------|
| 16                    | F               | Homer MS – Drainage and Traffic Upgrade                      | *       | 750,000                |
| 17                    | F               | Homer Flex – Parking Reconfiguration                         | *       | 150,000                |
| 18                    | A               | Kaleidoscope – Replace Gym Floor (Abate Vinyl Asbestos Tile) | *       | 150,000                |
| <b>FY 2024 TOTAL:</b> |                 |  |         | <b>\$1,050,000.00</b>  |

| District Priority     | Primary Purpose | Project Title & Description                                | SOA Aid | Estimated Project Cost |
|-----------------------|-----------------|--|---------|------------------------|
| 19                    | C               | District Wide – Re-Roof Phase III – Metal Roofing Systems  | *       | 16,450,000             |
| 20                    | F               | Homer HS – Parking Lot Renovation and ADA Entrance Upgrade | *       | 850,000                |
| 21                    | F               | Mt. View El – Parking and Traffic Upgrade                  | *       | 800,000                |
| 22                    | F               | Ninilchik – Track Upgrade                                  | *       | 950,000                |
| 23                    | C               | School District Warehouse – Backup Generator               | *       | 85,000                 |
| <b>FY 2025 TOTAL:</b> |                 |  |         | <b>\$19,135,000.00</b> |

Adopted August 6, 2018 at a duly convened meeting of the Kenai Peninsula Borough School District Department of Education at which a quorum was present and voting. I hereby certify that the information presented is true and correct to the best of my knowledge.

  
 Sean Dusek,  
 Superintendent

8/23/18  
 Date

  
 Penny Vadla,  
 Kenai Peninsula Borough School Board President

8/23/18  
 Date

Submit to the Department of Education & Early Development by September 1

Form #05-18-044

**APPENDIX F: DEFINITIONS OF MAINTENANCE**

Adopted by the Bond Reimbursement & Grant Review Committee  
April 20, 2022

Building System(s)

An assembly of components created to perform specific functions in a facility (ref. DEED *CostFormat* for descriptions of 11 standard building systems).

Capital Renewal or Replacement

A scheduled and anticipated systematic upgrading or replacement of a building system or component, anticipated based on life-expectancy, to establish its ability to function for a new life cycle—typically at least five years.

Commissioning

A systematic process of testing buildings systems to ensure that a building performs in accordance with the design intent, contract documents, and the owner's operational needs. Retro-commissioning is commissioning of building systems that occurs on a facility that has never been commissioned, or occurs after an initial commissioning, to recalibrate building performance to ensure optimal systems performance.

Component

An item within a building system that provides a function distinct from other elements in that system.

Corrective Maintenance

Unscheduled maintenance or repair in response to system or component failures that are accomplished at an operational level.

Custodial Care

The day to day and periodic cleaning of building surfaces and fixtures needed to maintain a facility in safe, clean, and orderly condition; includes the replacement of disposable supplies and building items.

Deferred Maintenance

Maintenance or capital renewal that is postponed for lack of funds, resources, or other reasons.

Energy Audit and Assessment

An assessment of a building that review current energy consumption and identifies energy efficiency measures that you can conduct to make the building more energy efficient.

Energy Benchmarking

Measuring building energy performance against its own past performance or against other buildings with a similar function/use.

Energy Consumption Monitoring

Measuring, recording, and tracking use of energy utilities by a building. Required to be done on a monthly basis.

Energy Efficiency Measures

Upgrades, retrofits, or repairs of systems or software or a practice that, when implemented, results in reduced energy use while maintaining the same or higher level of service.

## Alaska Department of Education & Early Development

---

### Major Maintenance

Facility renewal that requires major repair or rehabilitation to protect the structure, correct building code deficiencies, or achieve an operating cost savings, and shall exceed \$50,000 per project, per site. It must be demonstrated, using evidence acceptable to the department that (1) the district has adhered to its regular preventive, routine, and/or custodial maintenance schedule for the identified project request, and (2) preventive maintenance is no longer cost effective.

### Preventive Maintenance

The regularly scheduled activities that carry out the diagnostic and corrective actions necessary to prevent premature failure or maximize or extend the useful life of a facility and/or its components. It involves a planned and implemented program of inspection, servicing, testing, and replacement of systems and components that is cost effective on a life-cycle basis. Programs shall contain the elements defined in AS 14.11.011(b)(4) and 4 AAC 31.013 to be eligible for funding.

### Routine Maintenance

Light maintenance and inspection tasks performed at regular intervals (daily, weekly, monthly, etc.). Differentiated from preventive maintenance by level of complexity, specialized skill, and duration of effort.

# *Alaska Department of Education and Early Development*

## *FY 2025 Participating Share Requirement*

| <b>District</b>              | <b>FY 2023 Full Values</b> | <b>2023 ADM</b> | <b>Value Per ADM</b> | <b>LocalShare</b> |
|------------------------------|----------------------------|-----------------|----------------------|-------------------|
| Alaska Gateway               | 0                          | 370.90          | 0.00                 | 2 %               |
| Aleutian Region              | 0                          | 16.25           | 0.00                 | 2 %               |
| Aleutians East Borough       | 243,391,300                | 197.00          | 1,235,488.83         | 35 %              |
| Anchorage                    | 45,717,330,058             | 43,573.85       | 1,049,191.85         | 35 %              |
| Annette Island               | 0                          | 295.90          | 0.00                 | 2 %               |
| Bering Strait                | 0                          | 1,682.86        | 0.00                 | 2 %               |
| Bristol Bay Borough          | 574,938,923                | 102.95          | 5,584,642.45         | 35 %              |
| Chatham                      | 0                          | 140.00          | 0.00                 | 2 %               |
| Chugach                      | 0                          | 592.70          | 0.00                 | 2 %               |
| Copper River                 | 0                          | 396.30          | 0.00                 | 2 %               |
| Cordova City                 | 446,472,647                | 338.34          | 1,319,597.60         | 35 %              |
| Craig City                   | 183,746,468                | 665.85          | 275,957.76           | 20 %              |
| Delta/Greely                 | 0                          | 929.45          | 0.00                 | 2 %               |
| Denali Borough               | 396,962,058                | 871.30          | 455,597.46           | 20 %              |
| Dillingham City              | 299,383,258                | 407.85          | 734,052.36           | 30 %              |
| Fairbanks Borough            | 14,589,519,996             | 12,647.61       | 1,153,539.65         | 35 %              |
| Galena City                  | 43,046,687                 | 6,906.29        | 6,232.97             | 5 %               |
| Haines Borough               | 517,628,928                | 257.80          | 2,007,870.26         | 35 %              |
| Hoonah City                  | 103,061,455                | 111.09          | 927,729.39           | 35 %              |
| Hydaburg City                | 16,547,729                 | 115.05          | 143,830.76           | 5 %               |
| Iditarod Area                | 0                          | 306.05          | 0.00                 | 2 %               |
| Juneau Borough               | 7,404,739,517              | 4,228.19        | 1,751,278.83         | 35 %              |
| Kake City                    | 32,569,966                 | 102.90          | 316,520.56           | 20 %              |
| Kashunamiut                  | 0                          | 310.90          | 0.00                 | 2 %               |
| <b>Kenai Peninsula Borou</b> | <b>12,509,886,770</b>      | <b>8,369.56</b> | <b>1,494,688.78</b>  | <b>35 %</b>       |
| Ketchikan Borough            | 2,166,605,376              | 2,045.23        | 1,059,345.60         | 35 %              |
| Klawock City                 | 70,522,740                 | 123.90          | 569,190.79           | 30 %              |
| Kodiak Island Borough        | 2,152,144,926              | 2,174.10        | 989,901.49           | 35 %              |
| Kuspuk                       | 0                          | 300.85          | 0.00                 | 2 %               |
| Lake & Peninsula Boro        | 187,729,724                | 293.65          | 639,297.56           | 30 %              |
| Lower Kuskokwim              | 0                          | 3,812.60        | 0.00                 | 2 %               |
| Lower Yukon                  | 0                          | 1,915.75        | 0.00                 | 2 %               |
| Mat-Su Borough               | 17,802,984,994             | 19,286.48       | 923,081.07           | 35 %              |
| Nenana City                  | 35,497,525                 | 1,786.59        | 19,868.87            | 5 %               |
| Nome City                    | 540,125,938                | 721.30          | 748,822.89           | 30 %              |
| North Slope Borough          | 23,861,666,906             | 1,860.80        | 12,823,337.42        | 35 %              |

| <b>District</b>        | <b>FY 2023 Full Values</b> | <b>2023 ADM</b> | <b>Value Per ADM</b> | <b>LocalShare</b> |
|------------------------|----------------------------|-----------------|----------------------|-------------------|
| Northwest Arctic Borou | 869,568,592                | 1,874.25        | 463,955.50           | 20 %              |
| Pelican City           | 17,461,613                 | 12.00           | 1,455,134.42         | 35 %              |
| Petersburg Borough     | 624,244,273                | 429.35          | 1,453,928.65         | 35 %              |
| Pribilof Island        | 0                          | 48.65           | 0.00                 | 2 %               |
| Saint Marys City       | 34,357,616                 | 189.10          | 181,690.19           | 10 %              |
| Sitka Borough          | 1,561,613,284              | 1,112.10        | 1,404,202.25         | 35 %              |
| Skagway Borough        | 525,469,869                | 147.70          | 3,557,683.68         | 35 %              |
| Southeast Island       | 0                          | 151.87          | 0.00                 | 2 %               |
| Southwest Region       | 0                          | 580.75          | 0.00                 | 2 %               |
| Tanana City            | 18,302,369                 | 30.50           | 600,077.67           | 30 %              |
| Unalaska City          | 935,873,173                | 346.15          | 2,703,663.70         | 35 %              |
| Valdez City            | 2,711,403,544              | 623.99          | 4,345,267.69         | 35 %              |
| Wrangell Borough       | 325,315,436                | 262.05          | 1,241,425.11         | 35 %              |
| Yakutat Borough        | 118,628,787                | 90.75           | 1,307,204.26         | 35 %              |
| Yukon Flats            | 0                          | 182.55          | 0.00                 | 2 %               |
| Yukon-Koyukuk          | 0                          | 3,028.94        | 0.00                 | 2 %               |
| Yupiit                 | 0                          | 463.95          | 0.00                 | 2 %               |