


SCHOOL CLIMATE AND MINDSET

KARI DENDURENT, KPBSD ASSISTANT SUPERINTENDENT

School CLimate and Mindset 2024



As a **district**...

School Climate and Mindset 2023



Noting sample
size...

GRADE	NUMBER OF RESPONDENTS		
	2022	2023	2024
Grade 3	241	247	309
Grade 4	295	233	321
Grade 5	296	247	307
Grade 6	308	180	269
Grade 7	371	250	329
Grade 8	323	257	222
Grade 9	300	247	180
Grade 10	252	222	170
Grade 11	244	154	145
Grade 12	144	122	115



Overall Community and connectedness



Similar to 2023, most students indicate feeling connected to their school community and feel that others care for them within that community. Results from students in Grades 3-5 had a similar averages across items compared to 2023, while students in Grades 6-12 had an increased average compared to 2023.



Similar to 2023, most students indicate feeling connected to their school community and feel that others care for them within that community. Results from students in Grades 3-5 had a similar averages across items compared to 2023, while students in Grades 6-12 had an increased average compared to 2023.

The percentage of students who agree with some statements about school community remains similar in Grades 3-5 from 2023 to 2024...

with some small increases such as students at this school feeling the principal frequently asks students about their ideas (52% to 53%)

Other proportions of agreement decreased, however, such as the belief that students can personally make a difference in their community (72% to 70%)

Although students in Grades 6-12 indicate lower percentages of overall agreement with survey items compared to their Grade 3-5 counterparts, notable improvement from 2023 through 2024 is noted among the Grade 6-12 grade band.

There were increases from 2023 in all but two of the areas of community and connectedness

with the largest increase in mean score and agreement related to students feeling that the principal frequently asks students about their ideas (42% in 2023, 47% in 2024).



Overall school climate



Grade 3-5 students have a similarly positive perception of school climate as students from 2023.

For students in Grades 6-12, school climate ratings increased substantially from 2023 to 2024.





Grade 3-5 students have a similarly positive perception of school climate as students from 2023.

For students in Grades 6-12, school climate ratings increased substantially from 2023 to 2024.

For students in Grades 3-5, results are mostly similar to 2023.

Eighty-seven percent of respondents report that the school is a welcoming place for students and families like theirs

86% agree that adults treat students with respect.

The largest since last year is a decrease in agreement for students reporting that students at their school treat them with respect (67% to 61% in 2024)

For students in Grades 6-12, the proportion who agree increased on 5 items, stayed the same on 2 and decreased on 1.


The largest increases on items are in the percentages of students...

saying they feel safe at school (68% in 2023 to 73% in 2024)


who say school is a welcoming place (68% to 73%).



Overall social emotional learning



Students from both grade segments report small decreases in the average score for the socialemotional learning index from 2023 to 2024.



Students from both grade segments report small decreases in the average score for the socialemotional learning index from 2023 to 2024.

Students in Grades 3-5 in 2024 have decreased levels of agreement to 6 out of 10 questions compared to 2023.

The largest decreases in percent confidence are in regard to...

making ethical and constructive choices (81% to 77% in 2024)

standing up for themselves without putting other people down (80% to 76%)

working in a team with other students (81% to 77%).

Agreement with most items remains fairly stable for students in Grades 6-12.


Most items saw a one to two percentage point change...

largest increase in student confidence to work in a team with other students (68% to 71% in 2024)


largest decrease in student confidence to disagree without starting a fight or argument (68% to 65% in 2024).



Overall student mindset



Overall, students in Grades 3-5 have a slight decrease in the average index score and among several items, while students in Grades 6-12 had no change in the average index score yet improvement found among several items.



Overall, students in Grades 3-5 have a slight decrease in the average index score and among several items, while students in Grades 6-12 had no change in the average index score yet improvement found among several items.

For Grades 3-5, percent agreement and mean scores decreased slightly for students in 12 of 14 items from 2023 to 2024.

Largest decreases in students reporting...

they believe they can excel in all their classes (84% to 80%)

they have goals for their future (88% to 84%).

Students in Grades 6-12 continue to provide similar ratings to 2023.


Most students indicate that...

they will graduate from high school (88%) and know what is hard for them to do (86%).

they can do well on tests, even if they are tough (67%) remains the lowest rated item within the construct but is an improvement since 2023.



Overall Instructional Depth



For students in Grades 3-5, most item means within this construct decreased slightly from 2023. However, in Grades 6-12 most item means increased from 2023.



For students in Grades 3-5, most item means within this construct decreased slightly from 2023. However, in Grades 6-12 most item means increased from 2023.

In Grades 6-12, five of eight item means increased from 2023.

Specifically, the greatest increase occurred for making connections between things you learned in different subjects or classes (3.13 to 3.44).

Two item means remained the same with a decrease in the mean for supporting facts or opinions with credible resources (4.01 to 3.93).


The overall instructional depth construct score decreased from 2023 in Grades 3-5 (4.08 to 3.96) and increased in Grades 6-12 (3.14 to 3.58).

In Grades 3-5, seven out of eight item means decreased from 2023.

largest decrease was in students reporting how often teachers ask them to support facts or opinions with credible sources (4.28 to 3.98)

the sole increase in how often students say teacher ask them to make connections between things they learned in different subjects or classes (3.70 to 3.91).


Priority two: School climate and safety



Target for each statement is 95%



- Feel safe at school. 80% and 73%
- Feel welcome at school. (not on the School Climate and Connectedness Survey)
- Get along with students who are different from you.” 82% and 73%

Priority two: School climate and safety



- Respect other people's opinions, even if they are different from yours. 86% and 77%
- Being bullied on school Property – YRBS Do not have data at this time.
- Welcoming place for students and families like mine. 87% and 73%
- Help each other, even if they are not friends. 66% and 43%

School Climate and Mindset 2023



Immediate Next Steps

Priority Two: School Climate and Sa

4a. By SY 2026-27, at least 50% of teachers will participate in training and implement evidence based social emotional and/or trauma informed practices.

KPBSD

ALICE Training

Emergency Action Plan (EAP)

FERPA - Family Educational Rights and Privacy Act

Internet Use Agreement

KPBSD Ethics

KPBSD Safety Orientation

Understanding Homelessness

504 Plans

KPBSD Awareness and Response Course

DEED Courses

Mandated Reporters of Child Abuse and Neglect

Suicide Awareness

Prenatal Alcohol and Drug Related Disabilities

Domestic Violence and Sexual Assault Training for Educators

Equity Training for Educators

Precautions Against Bloodborne Pathogens (If SPED or determined at risk by school Nurse)

Other:

Sources of Strength

PBIS

Mind Up

Restorative Practices



Thank you

