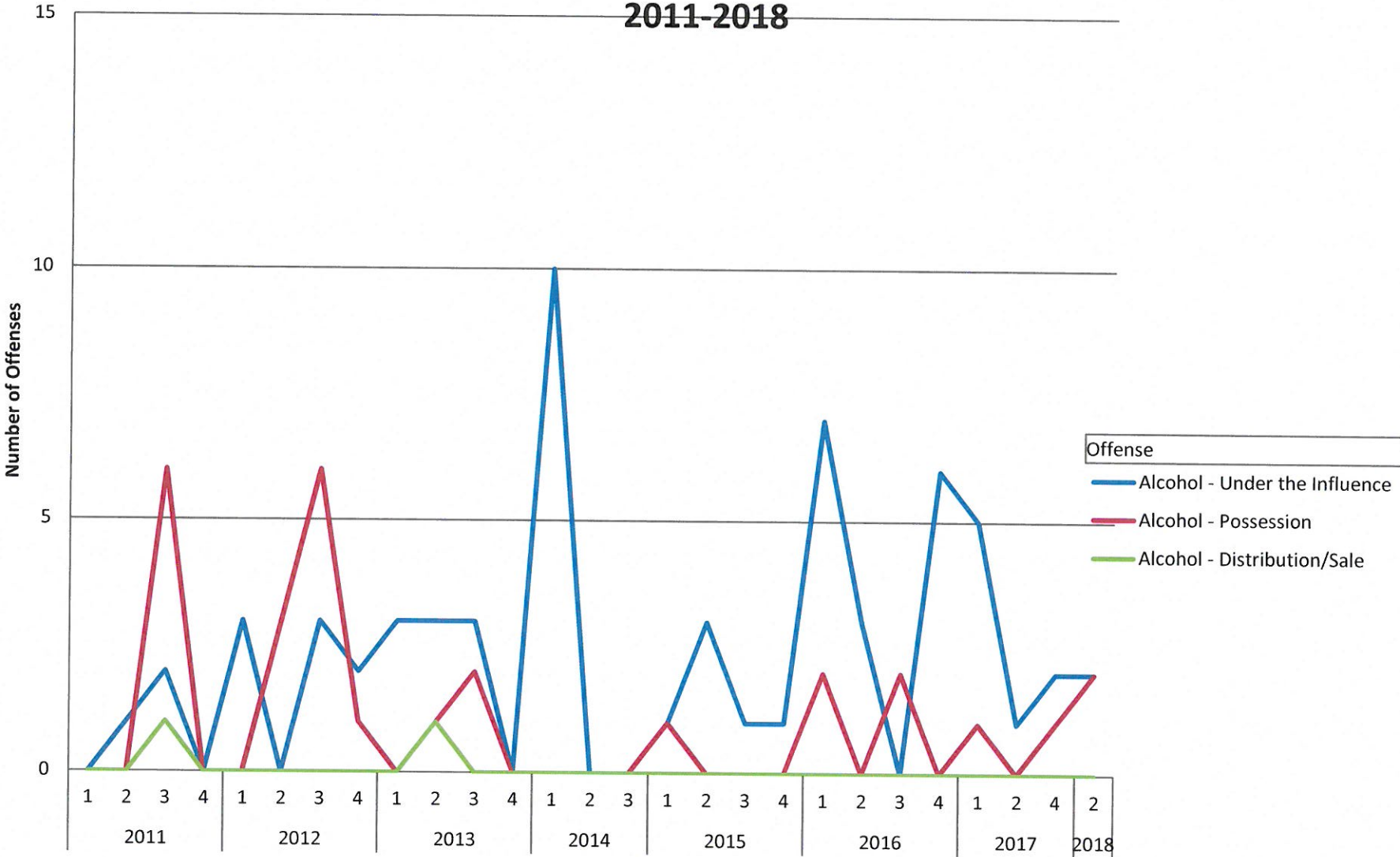


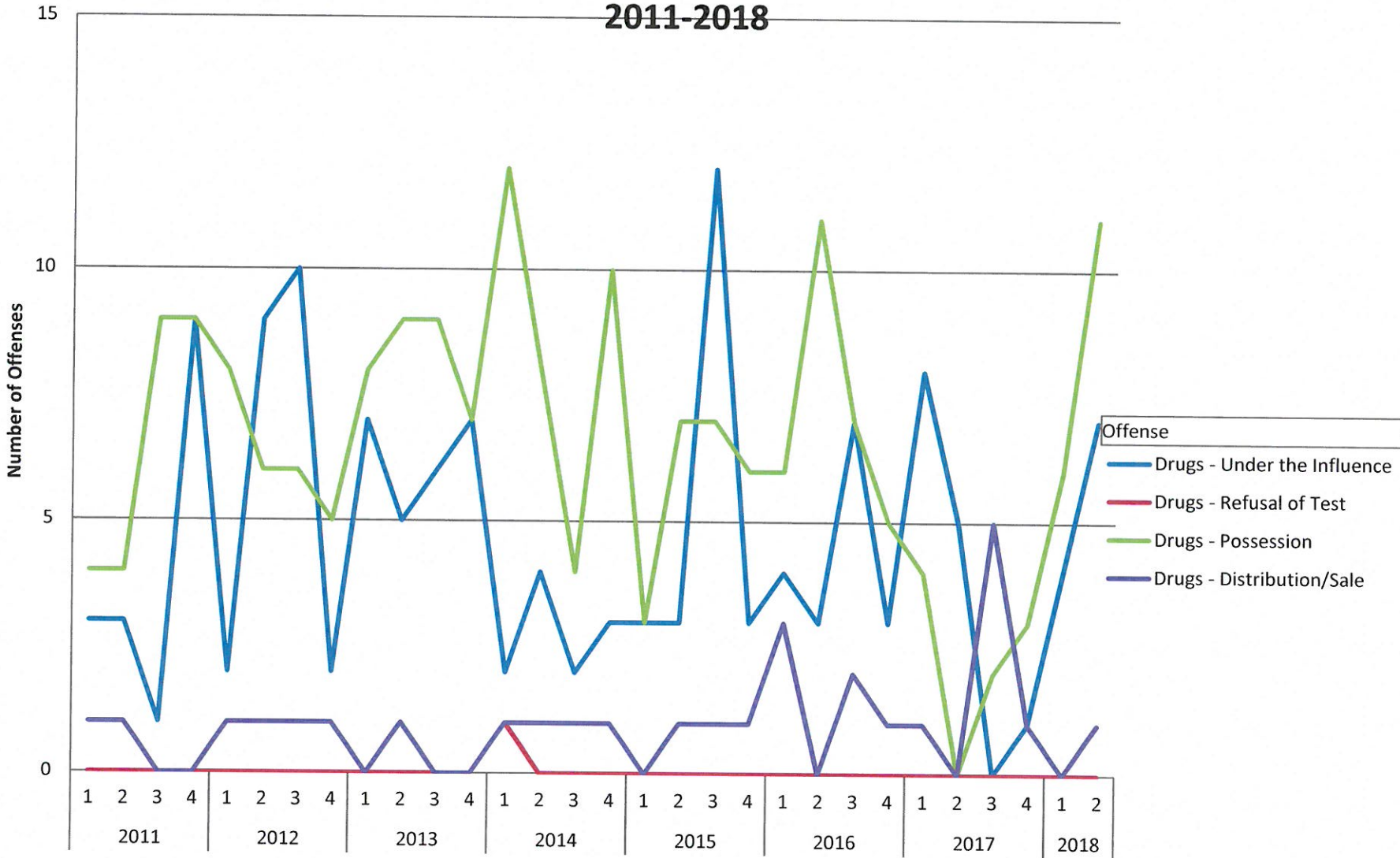
KPBSD Discipline Data

Offense Counts	2011	2012	2013	2014	2015	2016	2017	2018	2018	2018 Total
Offense Name								1	2	
<b>Alcohol</b>										
Alcohol - Distribution/Sale	1	0	1	0	0	0	0	0	0	0
Alcohol - Possession	6	10	3	0	1	4	2	0	2	2
Alcohol - Under the Influence	3	8	9	10	6	16	8	0	2	2
Arson/Activating Emergency Procedures	3	1	3	1	0	3	1	1	0	1
Attendance	2538	3021	2039	1660	1854	1390	1024	137	174	311
Disruptive Behavior	1351	1263	972	698	917	1022	871	237	200	437
<b>Drugs</b>										
Drugs - Distribution/Sale	2	4	1	4	3	6	7	0	1	1
Drugs - Possession	27	25	33	34	23	29	9	6	11	17
Drugs - Refusal of Test	0	0	0	1	0	0	0	0	0	0
Drugs - Under the Influence	16	23	25	11	21	17	14	4	7	11
Embezzlement & Extortion	2	2	0	1	1	0	1	0	0	0
Fighting (Physical & Verbal)	246	228	191	133	171	173	232	93	79	172
Forgery/Misrepresentation/Cheating	99	73	74	66	53	63	64	2	17	19
Inappropriate Computer Use	23	37	42	25	25	27	28	3	6	9
Insubordination	1483	1424	1233	974	769	967	703	133	208	341
Intimidation/Threats/Hazing	78	239	205	143	146	172	231	46	40	86
Minor Infractions	1188	1118	865	767	750	827	641	106	116	222
Other	191	198	243	221	174	161	234	92	128	220
Profanity/Vulgarity	353	253	321	159	230	242	232	57	78	135
Sexual Harassment	51	30	27	35	26	34	51	5	5	10
<b>Tobacco</b>										
Tobacco	45	33	31	46	46	55	35	6	3	9
Vandalism/Theft	89	117	87	68	96	86	117	30	26	56
Violence/Assault	577	334	361	375	333	492	442	119	111	230
<b>Weapons</b>										
Non-Firearm - Knife	14	17	17	11	23	11	15	0	0	0
Other Weapon	4	4	7	8	1	3	2	0	0	0
Firearm	0	0	1	0	0	0	0	2	0	2

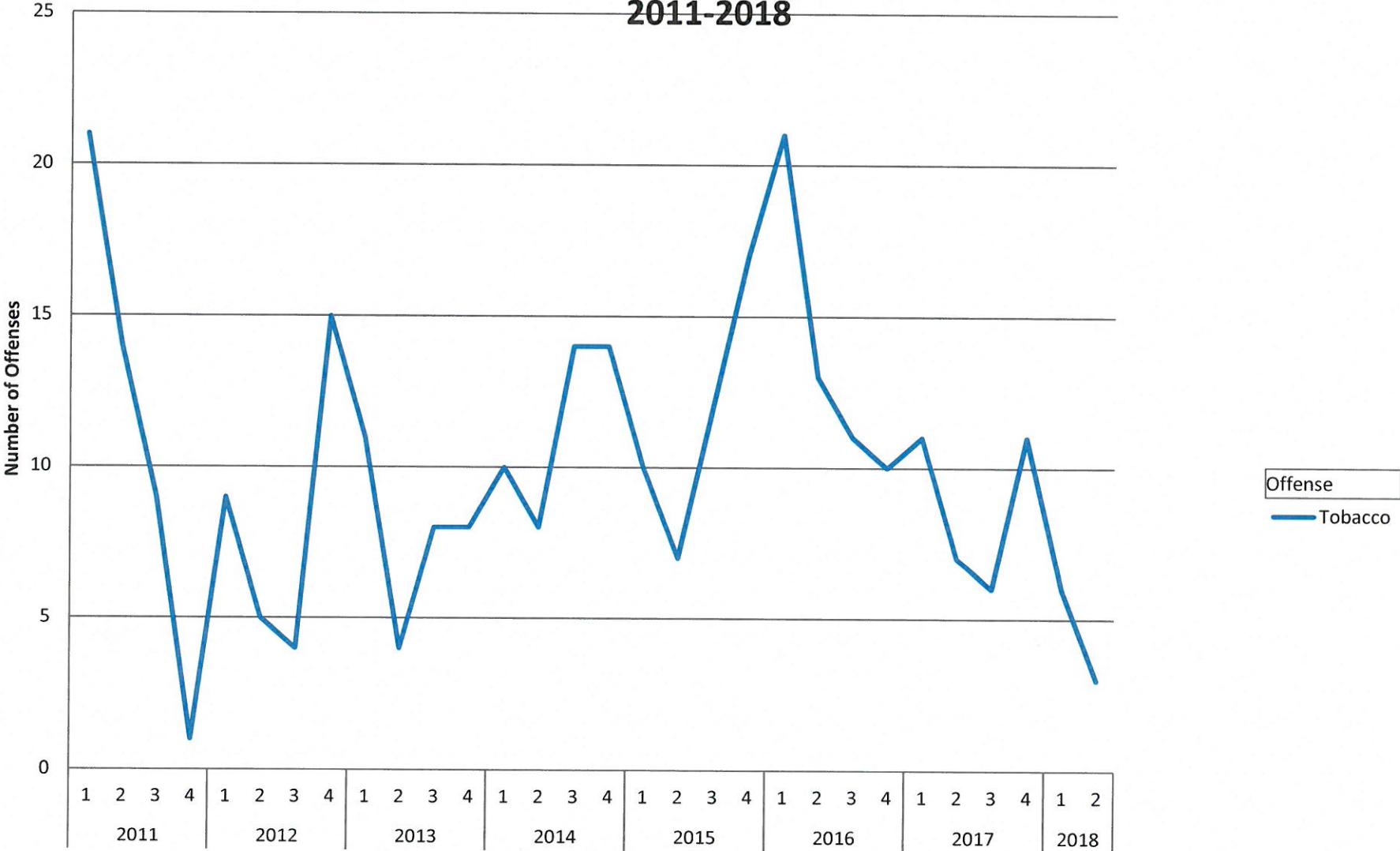
# Alcohol Offenses 2011-2018



# Drug Offenses 2011-2018



# Tobacco Offenses 2011-2018



# Weapon Offenses 2011-2018

